



كمنترين قنديقن  
KEMENTERIAN PENDIDIKAN  
MINISTRY OF EDUCATION

# BRUNEI DARUSSALAM EDUCATION STATISTICS

قراغكان قنديقن نكارا بروني دارالسلام

Department of Planning, Development & Research

Ministry of Education

NEGARA BRUNEI DARUSSALAM





# PREFACE

The Brunei Darussalam Education Statistics Book 2017 is a yearly publication by the Department of Planning, Development and Research, Ministry of Education, Brunei Darussalam. It contains information about Brunei Darussalam's education system, the *Sistem Pendidikan Negara Abad ke-21* (SPN21) and statistical information.

The statistics information include number of schools, enrolment of students and number of teachers disaggregated by gender, age, programmes, and qualification. The information is based on data gathered throughout 2017.

It is also hoped that successful publication of this book will provide useful information for educational planning and directions as well as meet the needs of other users and requirement of various international statistical agencies such as United Nations Educational, Scientific and Cultural Organization (UNESCO) Institute of Statistics (UIS), the Southeast Asian Ministers of Education Organization (SEAMEO), Commonwealth and Organization for Economic Cooperation and Development (OECD).

This book is divided into five sections:

Section 1 contains statistics summary;

Section 2 covers all the Pre-Primary, Primary, Secondary and Sixth Form education levels;

Section 3 covers all the Vocational, Technical and Higher education levels;

Section 4 views the Education Statistical Series; and

Section 5 presents the lists of all schools by District in Brunei Darussalam.

The Department would like to thank all government and private schools, colleges and institutions including the various ministries, for their continuous support and cooperation in providing the relevant data. The Department would also like to acknowledge everyone who has contributed directly or indirectly to the successful production of this publication.

**EDUCATIONAL DATA MANAGEMENT SECTION  
DEPARTMENT OF PLANNING, DEVELOPMENT AND RESEARCH  
MINISTRY OF EDUCATION  
BRUNEI DARUSSALAM  
[www.moe.gov.bn](http://www.moe.gov.bn)**

**AUGUST 2018**

# CONTENT

Preface	
Content	
Introductory Remarks	
List of Acronyms	
Overview of the Education System	
SPN21 Education System Structure	
Brunei General Information	
Number of Schools, Teachers and Students on map	

## Section 1 : Education Statistics Summary

1.1	Number of Schools/Institution, Enrolment, and Teachers/Instructor According to District by Education Level and Ministry/Sector, 2017	19
1.2	Number of Schools/Institution Enrolment, and Number of Teachers/Instructor According to Gender by Education Level and District, 2017	20
1.3	Number of Schools/Institutions, Enrolment,And Number of Teachers/Instructors According to Gender by Education Level and Ministry/Sector, 2017	21
1.4	Number of Classes, Enrolment and Number of Teachers/Instructor According to Gender by Education Level, 2017	22
1.5	Number of Classesand Students According to Sector and Gender by Education Level, 2017	23
1.6	Number of Teachers/Instructor According to Sector and Gender by Education Level, 2017	24
1.7	Number of Classes and Students New and Repeaters According to Gender by Education Level, 2017	25
1.8	Enrolment in Pre-Primary and Primary According to Age by Education Level and Gender, 2017	28
1.9	Enrolment in Pre-Primary And Primary According to Race and Citizenship by Education Level and Gender, 2017	32
1.10	Enrolment in Technicalvocational According to Award Level and Gender by Ministry/Sector and Institution, 2017	35
1.11	Graduates in Technicalvocational According to Award Level and Gender, by Ministry/Sector And	36
1.12	Enrolmentin Higher Education According to Award Level and Gender by Field of Education, 2017	37
1.13	Graduates in Higher Education According to Award Level and Gender by Field of Education, 2017	39
1.14	Number of Teachers/Instructors According to Education Level and Gender by Nationality, Academic	41
1.15	Number of Teachers/Instructors According to Education Level and Gender by Age Group, 2017	42
1.16	Number of Classes, Enrolment, Student-Class Ratio, Number of Teachers/Instructors, Teacher-Class Ratio, and Student-Teacher by Education Level and Ministry/Sector, 2017	43
1.17	Number of Classes, Enrolment, Student-Class Ratio, Number of Teachers/Instructors, Teacher-Class Ratio, and Student-Teacher by Education Level and Ministry/Sector, 2017	45

## Section 2 : Statistics on Pre-Primary, Primary, Secondary and Sixth Form education

### 2.1 Ministry of Education

2.1.1	Number of Schools According to Education Level by District, 2017	51
2.1.2	2.1.2 Number of Teachers According to Education Level by District, 2017	51
2.1.3	2.1.3 Enrolment According to Education Level by District, 2017	51
2.1.4	Number of Classes, Enrolment and Number of Teachers by Education Level, 2017	52
2.1.5	Enrolment According to Education Level by District / Cluster 2017	
2.1.5.1	Pre-Primary and Primary Enrolment According to Education Level by District	53
2.1.5.2	Pre-Primary and Primary Enrolment According to Education Level by Cluster	53
2.1.5.3	Secondary According to Education Level by District	54
2.1.5.4	Secondary According to Education Level by Cluster	54

2.1.5.5	Sixth Form According to Education Level by District	55
2.1.5.6	Sixth Form According to Education Level by Cluster	55
2.1.6	Number of Classes, New Students and Repeaters by Education Level and Programme, 2017	
2.1.6.1	Pre-Primary and Primary	56
2.1.6.2	Secondary	57
2.1.6.3	Sixth Form	57
2.1.7	Enrolment According to Age by Education Level, 2017	
2.1.7.1	Pre-Primary and Primary	58
2.1.7.2	Secondary	59
2.1.7.3	Sixth Form	59
2.1.8	Enrolment According to Race by Education Level, 2017	
2.1.8.1	Pre-Primary and Primary	60
2.1.8.2	Secondary	61
2.1.8.3	Sixth Form	61
2.1.9	Teachers' Nationality,Academic Qualification, Trained and Untrained and Terms of Service by Education Level, 2017	62
2.1.10	Teachers' Age Group and Years of Service by Education Level, 2017	63

## 2.2 Ministry of Religious Affairs

2.2.1	Number of Schools According to Education Level by District, 2017	67
2.2.2	Number of Teachers According to Education Level by District, 2017	67
2.2.3	Enrolment According to Education Level by District, 2017	67
2.2.4	Number of Classes, Enrolment and Number of Teachersby Education Level, 2017	68
2.2.5	According to Education Level by District, 2017	
2.2.5.1	Primary	69
2.2.5.2	Secondary	69
2.2.5.3	Sixth Form	69
2.2.6	Number of Classes, New Students and Repeaters by Education Level and Programme, 2017	70
2.2.7	Enrolment According to Age by Education Level, 2017	
2.2.7.1	Primary	71
2.2.7.2	Secondary	71
2.2.7.3	Sixth Form	71
2.2.8	Enrolment According to Race and Citizenship by Education Level, 2017	72
2.2.9	Teachers' Nationality,Academic Qualification, Trained and Untrained and Terms of Service by Education Level, 2017	73
2.2.10	Teachers' Age Group and Years of Service by Education Level, 2017	74

## 2.3 Private Schools

2.3.1	Number of Schools According to Education Level by District, 2017	77
2.3.2	Number of Teachers According to Education Level by District, 2017	77
2.3.3	Enrolment According to Education Level by District, 2017	77
2.3.4	Number of Classes, Enrolment and Number of Teachersby Education Level, 2017	78
2.3.5	Enrolment According to Education Level by District, 2017	
2.3.5.1	Pre-Primary	79
2.3.5.2	Primary	79
2.3.5.3	Secondary	80
2.3.5.4	Sixth Form	80

2.3.6	Number of Classes, New Students and Repeaters by Education Level and Programme, 2017	81
2.3.7	Enrolment According to Age by Education Level, 2017	
2.3.7.1	Pre-Primary and Primary	82
2.3.7.2	Secondary	83
2.3.7.3	Sixth Form	83
2.3.8	Enrolment According to Race and Citizenship by Education Level, 2017	
2.3.8.1	Pre-Primary and Primary	84
2.3.8.2	Secondary	85
2.3.8.3	Sixth Form	85
2.3.9	Teachers' Nationality, Academic Qualification, Trained and Untrained and Terms of Service According by Education Level, 2017	86
2.3.10	Teachers' Age Group and Years of Service by Education Level, 2017	87

### **Section 3 : Statistics on Vocational, Technical and Higher Education**

#### **3.1 Ministry of Education**

3.1.1	Number of Institutions According to Education Level by District, 2017	93
3.1.2	Enrolments According to Education Level and Gender by District, 2017	93
3.1.3	Number of Instructors/Lecturers According to Education Level and Gender by District, 2017	93
3.1.4	Enrolments and Number of Instructors/Lecturers According to Gender by Education Level, 2017	93
3.1.5	Vocational Technical Enrolments According to Education Level and Gender by District, 2017	94
3.1.6	Higher Education Enrolments According to Education Level and Gender by District, 2017	94
3.1.7	Technical Vocational Number of New Students and Repeaters According to Gender by Education Level and Institution, 2017	94-95
3.1.8	Higher Education Number of New Students and Repeaters According to Gender by Education Level and Institution, 2017	95
3.1.9	Vocational Technical Enrolments According to Age by Education Level, Institution, and Gender, 2017	96-98
3.1.10	Higher Education Enrolments According to Age by Education Level, Institution, and Gender, 2017	99-101
3.1.11	Vocational Technical Enrolments According to Race and Citizenship by Education Level, Institution, and Gender, 2017	102-103
3.1.12	Higher Education Enrolments According to Race and Citizenship by Education Level, Institution, and Gender, 2017	104-105
3.1.13	Vocational Technical Intake, Enrolments, and Graduates According to Gender by Institution and Award Level, 2017	106-107
3.1.14	Vocational Technical Enrolments According to Education Level and Gender by Institution and Award Level, 2017	108-109
3.1.15	Vocational Technical Enrolments According to Education Level and Gender by Institution and Courses/Programmes, 2017	
3.1.15.1	IBTE Sultan Saiful Rijal Campus	110
3.1.15.2	IBTE Mechanical Campus	110
3.1.15.3	IBTE Business Campus	111
3.1.15.4	IBTE Nakhoda Ragam Campus	111
3.1.15.5	IBTE Agro-Technology Campus	111
3.1.15.6	IBTE Jefri Bolkihah Campus	112
3.1.15.7	IBTE Sultan Bolkihah Campus	112
3.1.16	Higher Education Intake, Enrolments, and Graduates According to Gender by Award Level and Field of Education, 2017	113-114

3.1.17	Higher Education Intake, Enrolments, and Graduates According to Gender by Institution, Award Level, Field of Education, and Programme, 2017	
3.1.17.1	Universiti Brunei Darussalam (UBD)	115-118
3.1.17.2	Universiti Islam Sultan Sharif Ali (UNISSA)	119-120
3.1.17.3	Universiti Teknologi Brunei (UTB)	121-123
3.1.17.4	Politeknik Brunei (PB)	124-125
3.1.18	Higher Education Enrolments According to Education Level and Gender by Institution, Faculty, and Programmes, 2017	
3.1.18.1	Universiti Brunei Darussalam (UBD)	126-130
3.1.18.2	Universiti Islam Sultan Sharif Ali (UNISSA)	131-132
3.1.18.3	Universiti Teknologi Brunei (UTB)	133-135
3.1.18.4	Politeknik Brunei (PB)	136-137
3.1.19	Vocational Technical and Higher Education Instructors/Lecturers According to Citizenship and Gender by Academic Qualification, Terms of Service, Age Group and Years of Service, 2017	138
3.1.20	Vocational Technical Instructors According to Citizenship and Gender by Academic Qualification, Terms of Service, Age Group, Years of Service, and Institution, 2017	139-145
3.1.21	Higher Education Lecturers According to Citizenship and Gender by Academic Qualification, Terms of Service, Age Group, Years of Service, and Institution, 2017	146-149

### 3.2 Ministry of Religious Affairs

3.2.1	Number of Institutions According to Education Level by District, 2017	153
3.2.2	Enrolments According to Education Level and Gender by District, 2017	153
3.2.3	Number of Instructors/Lecturers According to Education Level and Gender by District, 2017	153
3.2.4	Higher Education Enrolments and Number of Lecturers According to Gender by Education Level, 2017	153
3.2.5	Higher Education Enrolments According to Education Level and Gender by District, 2017	154
3.2.6	Higher Education Number of New Students and Repeaters According to Gender by Education Level, 2017	154
3.2.7	Higher Education Enrolments According to Age by Education Level and Gender, 2017	155
3.2.8	Higher Education Enrolments According to Race and Citizenship by Education Level and Gender, 2017	156
3.2.9	Higher Education Intake, Enrolments, and Graduates According to Gender by Institution, Award Level, and Field of Education, 2017	157
3.2.10	Higher Education Intake, Enrolments, and Graduates According to Gender by Institution, Award Level, Field of Education, and Programmes, 2017	158
3.2.11	Higher Education Enrolments According to Education Level and Gender by Institution, Faculty, and Programmes, 2017	159-160
3.2.12	Higher Education Lecturers According to Citizenship and Gender by Academic Qualification, Terms of Service, Age Group, and Years of Service, 2017	161

### 3.3 Ministry of Culture, Youth and Sports

3.3.1	Number of Institutions According to Education Level by District, 2017	165
3.3.2	Enrolments According to Education Level and Gender by District, 2017	165
3.3.3	Number of Instructors/Lecturers According to Education Level and Gender by District, 2017	165
3.3.4	Vocational Technical Enrolments and Number of Instructors According to Gender by Education Level, 2017	166
3.3.5	Vocational Technical Enrolments According to Education Level and Gender by District, 2017	166
3.3.6	Vocational Technical Number of New Students and Repeaters According to Gender by Education Level, 2017	166

3.3.7	Vocational Technical Enrolments According to Age by Education Level and Gender, 2017	167
3.3.8	Vocational Technical Enrolments According to Race and Citizenship by Education Level and Gender, 2017	167
3.3.9	Vocational Technical Intake, Enrolments, and Graduates According to Gender by Award Level, 2017	168
3.3.10	Vocational Technical Enrolments According to Education Level and Gender by Award Level, 2017	168
3.3.11	Vocational Technical Enrolments According to Education Level and Gender by Courses/Programmes, 2017	168
3.3.12	Vocational Technical Instructors According to Citizenship and Gender by Academic Qualification, Terms of Service, Age Group and Years of Service, 2017	169

### **3.4 Prime Minister's Office**

3.4.1	Number of Institutions According to Education Level by District, 2017	173
3.4.2	Enrolments According to Education Level and Gender by District, 2017	173
3.4.3	Number of Instructors/Lecturers according to Education Level and Gender by District, 2017	173
3.4.4	Vocational Technical Enrolments and Number of Instructors According to Gender by Education Level, 2017	174
3.4.5	Vocational Technical Enrolments According to Education Level and Gender by District, 2017	174
3.4.6	Vocational Technical Number of New Students and Repeaters According to Gender by Education Level, 2017	174
3.4.7	Vocational Technical Enrolments According to Age and Gender by Education Level and Gender, 2017	175
3.4.8	Vocational Technical Enrolments According to Race and Citizenship by Education Level and Gender, 2017	175
3.4.9	Vocational Technical Intake, Enrolments and Graduates According to Gender by Award Level, 2017	176
3.4.10	Vocational Technical Enrolments According to Education Level and Gender by Award Level, 2017	176
3.4.11	Vocational Technical Enrolments According to Education Level and Gender by Courses/Programmes, 2017	176
3.4.12	Vocational Technical Instructors According to Citizenship and Gender by Academic Qualification, Terms of Service, Age Group, and Years of Service, 2017	177

### **3.5 Private Institutions**

3.5.1	Number of Institutions According to Education Level by District, 2017	181
3.5.2	Enrolments According to Education Level and Gender by District, 2017	181
3.5.3	Number of Instructors/Lecturers According to Education Level and Gender by District, 2017	181
3.5.4	Enrolments and Number of Instructors/Lecturers According to Gender by Education Level, 2017	181
3.5.5	Vocational Technical Enrolments According to Education Level and Gender by District, 2017	182
3.5.6	Higher Education Enrolments According to Education Level and Gender by District, 2017	182
3.5.7	Vocational Technical Number of New Students and Repeaters According to Gender by Institution and Education Level, 2017	182
3.5.8	Higher Education Number of New Students and Repeaters According to Gender by Institution and Education Level, 2017	183
3.5.9	Vocational Technical Enrolments According to Age by Education Level, Institution, and Gender, 2017	184-185
3.5.10	Higher Education Enrolments According to Age by Education Level, Institution, and Gender, 2017	186-188



3.5.11	Vocational Technical Enrolments According to Race And citizenship by Education Level and Gender, 2017	189
3.5.12	Higher Education Enrolments According to Race And citizenship by Education Level and Gender, 2017	190-191
3.5.13	Vocational Technical Intake, Enrolments, and Graduates According to Gender by Award Level and Institution, 2017	192
3.5.14	Vocational Technical Enrolments According to Education Level and Gender by Award Level and Institution, 2017	193
3.5.15	Vocational Technical Enrolments According to Education Level and Gender by Courses/Programmes and Institution, 2017	194-195
3.5.16	Higher Education Intake, Enrolments, and Graduates According to Gender by Award Level and Field of Education, 2017	196
3.5.17	Higher Education Intake, Enrolments, and Graduates According to Gender by Institution, Award Level, Field of Education, and Programmes, 2017	197-199
3.5.18	Higher Education Enrolments According to Education Level and Gender by Institutions, Award Level, Field of Education, and Programmes, 2017	200-201
3.5.19	Vocational Technical Instructors According to Citizenship and Gender by Academic Qualification, Terms of Service, Age Group, and Years of Service, 2017	202
3.5.20	Higher Education Lecturers According to Citizenship and Gender by Academic Qualification, Terms of Service, Age Group, and Years of Service, 2017	203
3.5.21	Vocational Technical Instructors According to Citizenship and Gender by Academic Qualification, Terms of Service, Age Group, Years of Service, and Institution, 2017	204-207
3.5.22	Higher Education Lecturers According to Citizenship and Gender by Academic Qualification, Terms of Service, Age Group, Years of Service, and Institution, 2017	208-209

#### Section 4 : Education Statistical Series

4.1	Number of Schools According to Education Level and Sector by Year	213
	<i>Chart: Figure 4.1- Number of Schools According to Education Level and Sector by Year 2008-2017</i>	214
4.2	Number of Teachers / Instructors According to Level of Education and Sector by Year	215
	<i>Chart: Figure 4.2 - Number of Teachers / Instructors According to Level of Education and Sector by Year 2008 - 2017</i>	216
4.3	Enrolment According to Education Level and Sector by Year	217
	<i>Chart: Figure 4.3 - Enrolment According to Education Level and Sector by Year 2008 – 2017</i>	218
4.4	Percentage of Pupils Passed in Primary School Assessment (PSR) Examination	219
	<i>Chart: Figure 4.4 - Percentage of Pupils Passed in Primary School Assessment (PSR) Examination 2008-2017</i>	219
4.5	Percentage of Students With 5 'O' and Above in O Level Examination by Sector	220
	<i>Chart: Figure 4.5 - Percentage of Students With 5 'O' and Above in BCGCE 'O' Level Examination by Sector 2008-2017</i>	220
4.6	Percentage of Students Passed With 2 'A' and Above in BCGCE 'A' Level Examination	221
	<i>Chart: Figure 4.6 - Percentage of Students With 2 'A' and Above Passes in BCGCE 'A' Examination 2008-2017</i>	221

#### Section 5 : List of Schools

5.1	List of Schools by Sector and District	225-232
-----	--	---------

## BOOK INFORMATION

- (1) This statistics booklet reports data as of:
  - March 31, 2017 for pre-primary, primary, secondary and sixth form education; and
  - September 30, 2017 for the vocational, technical and higher education levels.
- (2) School levels are categorised as follows :
  - a. Pre-Primary : Pre-School (for Government Schools) and Kindergarten 1, 2 and 3 (for Private Schools).
  - b. Primary : Year 1 to Year 6.
  - c. Secondary : Year 7 to Year 11 and Sixth Form.
  - d. Vocational Technical : Vocational and Technical Education (VTE).
  - e. Higher Education : University College, Polytechnic, Institute (except Institute Tahfiz Al-Quran Sultan Haji Hassanal Bolkiah) and Universities.
- (3) Government statistics include data from schools/colleges/institutions/universities under the administration of Ministry of Education (MoE), Prime Minister's Office (PMO), Ministry of Religious Affairs (MoRA) and Ministry of Culture, Youth and Sports (MoCYS).
- (4) The number of students is the total students enrolled including those taking leave of absence, and the number of graduates is the total students who successfully completed a course of study/training with awarded certificate.
- (5) The number of teachers represents all teachers inclusive of head teachers/principals and deputy principals who have teaching duties.
- (6) Two (2) government secondary schools offer both secondary and sixth form levels; Maktab Sains Paduka Seri Begawan Sultan and Sekolah Menengah Sayyidina Ali.
- (7) One (1) government vocational and technical institution, that is IBTE Jefri Bolkiah Campus offers Level 5 Diploma course.
- (8) Fifteen (15) private schools offer both primary and secondary levels.
- (9) Three (3) private vocational and technical institutions offer Higher National Diploma courses.
- (10) The following races are categorised as follows:
  - Malay : Malay comprises of Melayu Brunei, Kedayan, Dusun, Murut, Bisaya, Belait and Tutong.
  - Other Indigenous : Indigenous that are not included in Malay categories such as Iban, Kedazan, Lun Bawang, etc.
  - Others : Indians, Portugese, British, etc.
- (11) Technical and Vocational Education and Training (TVET) and Higher Education:
  - Intake : First year students (new students) not including repeaters.
  - Enrolment : Total students in the institution.
  - Graduates : Number of students who have completed a programme/course of study and been awarded certificate.
- (12) Trained teachers are teachers with Certificate/Diploma in Teaching/Education, Postgraduate Certificates/Diploma in Education, Bachelor in Education, Master in Education or Doctorate in Education.
- (13) Academic Qualification of a teacher/instructor/lecturer may be a subject-specific or a teacher-training qualification or a combined qualification.

## LIST OF ACRONYMS

AD	-	<b>Advanced Diploma</b>
BPS	-	<b>Bahagian Pendidikan Swasta</b>
IBTE	-	<b>Institute of Brunei Technical Education</b>
BICPA	-	<b>The Brunei Darussalam Institute of Certified Public Accountants</b>
C	-	<b>Citizens</b>
CLS	-	<b>Number of Classes</b>
CNC	-	<b>Citizens and Non-Citizens</b>
COP	-	<b>Competency of Proficiency Apprenticeship</b>
F	-	<b>Female</b>
HNC	-	<b>Higher National Certificate</b>
HND	-	<b>Higher National Diploma</b>
ISQ	-	<b>Industrial Skills Qualification</b>
SC	-	<b>Skill Certificate</b>
KIGS	-	<b>Kolej International Graduate Studies</b>
KUPUSB	-	<b>Kolej Universiti Perguruan Ugama Seri Begawan</b>
LCB	-	<b>Laksamana College of Business</b>
M	-	<b>Male</b>
m	-	<b>Missing data (or not available)</b>
MF	-	<b>Male and Female</b>
MoCYS	-	<b>Ministry of Culture, Youth and Sports</b>
MoE	-	<b>Ministry of Education</b>
MoRA	-	<b>Ministry of Religious Affairs</b>
NC	-	<b>Non-Citizens</b>
ND	-	<b>National Diploma</b>
HNTec	-	<b>Higher National Technical Education Certificate</b>
NTec	-	<b>National Technical Education Certificate</b>
PB	-	<b>Politeknik Brunei</b>
PMO	-	<b>Prime Minister's Office</b>
UBD	-	<b>Universiti Brunei Darussalam</b>
UNISSA	-	<b>Universiti Islam Sultan Sharif Ali</b>
UTB	-	<b>Universiti Teknologi Brunei</b>
x	-	<b>Included in other category</b>
z	-	<b>Category does not apply</b>

# OVERVIEW OF THE EDUCATION SYSTEM

## INTRODUCTION

Being a small nation with population less than half a million, education plays a critical role in contributing to shaping the future of Brunei Darussalam.

The Ministry of Education (MoE) is committed to providing an educational system that prepares and equips our young generation for their future roles in the development of the country. Since 2007, MoE has outlined its mission “to provide holistic education to achieve fullest potential for all”; with its vision, “Quality Education towards a Developed, Peaceful and Prosperous Nation “. This is to equip students to live their adult lives in a multitasking, multifaceted, technology-driven, diverse and vibrant world. Thus, Brunei Darussalam’s education system aims to nurture every child and to help all students to discover/maximize their talent, and develop passion for life-long learning.

In January 2009, MoE has embarked on the National Education System for the 21<sup>st</sup> Century or *Sistem Pendidikan Negara Abad Ke-21* (SPN21). SPN21 has brought three major changes in the education system: education structure; curriculum and assessment; and technical education.

SPN21 allows highly capable students to complete their secondary education in a shorter period (four instead of five years). It provides multiple pathways for students to choose programmes that suit their capabilities, interests, inclinations, growth and development; catering to their needs. It also reflects on the ministry’s desire to ensure that students complete at least four years of secondary education before pursuing post-secondary education or seeking for employment. This is enshrined in the National Education Policy (1993) of providing every student with at least 12 years of education. Nevertheless it is mandatory for all school aged children between the ages of six and below 15 years to attend 9 years of formal education (Education Order 2007).

## EDUCATION STRUCTURE

### Pre-Primary Education

Children enter the education system (one year of primary education) at the age of five. This reception/foundation stage emphasises the socio-emotional development and personality to prepare learners for primary education.

### Primary Education

The duration of primary education is six years (Year 1 to Year 6). At the end of Year 6, students sit for Primary School Assessment or *Penilaian Sekolah Rendah* (PSR). It helps identify the appropriate secondary school programmes (streams) to match individual student’s learning pace, ability and inclination. Students who attain five ‘A’s in their PSR will be channelled to the science schools.

For students with special educational needs, there are two different plans provided for them: Remedial Education Plan (REP) and Individualised Education Plan (IEP). REP is mainly for students with learning difficulties in basic skills such as reading, writing and mathematics. IEP is intended for students who have been identified as having special educational needs, in particular those with high support needs. Modifications and changes are made on the curriculum, and in teaching and learning strategies to suit the need(s) of these students.

## Secondary Education

At secondary level, most students follow the two-year common curriculum (Year 7 and Year 8) before channeled into one of the following programmes starting Year 9:

- **General Secondary Education Programme**

This programme is for those who are more academically inclined. Majority of students will be in the 5-year programme, sitting for their Brunei Cambridge General Certificate of Education Ordinary Level (BC GCE 'O' Level) at the end of Year 11. Students who are highly performing in Year 8 will be undergoing the 4 year programme to sit for BC GCE 'O' Level at the end of year 10.

- **Applied Secondary Education Programme**

This programme is designed for students who are more inclined towards vocational education which is more hands-on and provides project-based approach in learning. At the end of this programme students will develop technical skills to prepare them for future employment in the vocational sector. Within the Applied Secondary Education Programme, the Special Applied Programme (SAP) is also offered at Year 9.

However, students with identified strength(s), talent(s) and need(s) will undergo the following programmes starting Year 7:

- **Specialised Education Programme**

This is a 5-year programme for the gifted and talented students who by virtue of outstanding abilities are capable of exceptional performance in general or specific ability areas. The curriculum designed for the gifted and talented students focuses on differentiating the content, process, product and/or the learning environment with increased breadth and depth of the subject matter. Opportunities are made available for extension, enrichment and acceleration, or the appropriate combination of these approaches within the differentiated curriculum. These will be determined by considering the students' various learning needs and strengths.

- **Special Educational Needs Programme**

Special Educational Needs Programme at the secondary level is a continuity of the Individualised Education Plan (IEP) in primary schools. One of the Special Educational Needs Programme that has been implemented in secondary schools is the Pre-Vocational Programme.

This 5-year programme caters for the needs of identified students with special educational needs at the secondary level. Besides developing their basic academic, living and social skills, the programme also seeks to instill vocational and work skills through relevant work placements. The programme aims to produce independent individuals striving towards their fullest potential.

After Year 10 or Year 11, students can proceed to either sixth form, polytechnics (e.g. Politeknik Brunei) or Technical and Vocational Education and Training (TVET) institutions.

## Sixth Form / Pre University Education

Students who have obtained adequate and relevant BC GCE 'O' level results may proceed to the pre-university level. At this level, most students follow a two-year course and sit for the GCE Advanced level ('A' level) examination. Those who complete 'A' level courses with adequate and relevant passes may be eligible for entry to any of the four local universities or be awarded scholarships for further studies abroad.

However, students are not prohibited from applying to pursue courses in polytechnic or TVET institutions; or seek for employment after the completion of sixth form.

## Technical and Vocational Education and Training (TVET)

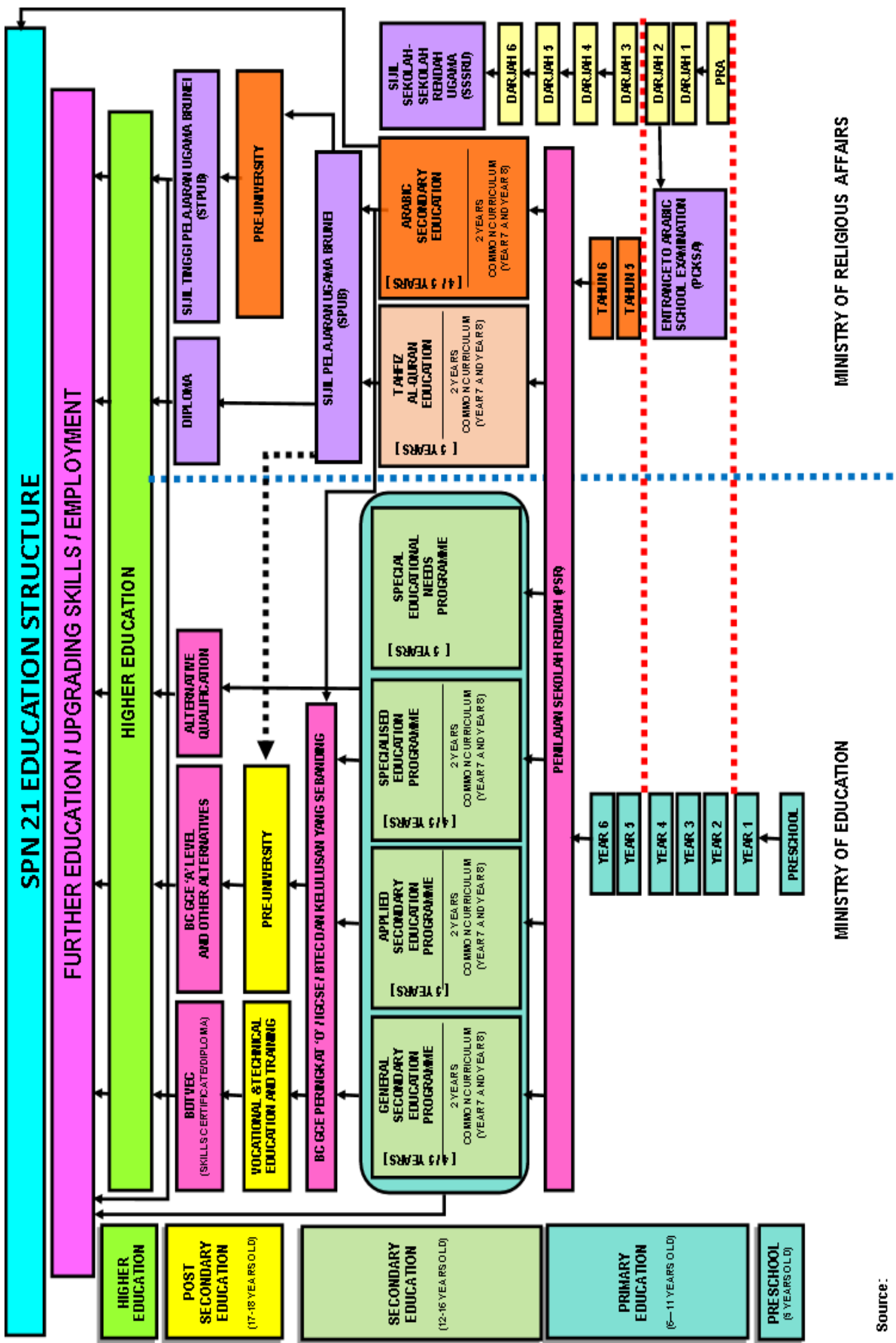
TVET imparts to young learners the skills needed in the world of work. Under the SPN21, Skill Certificate and Diploma programs are taken by students who have completed upper secondary education to prepare them for work as skilled workers or technicians; as well as for progression to higher level technical studies.

- Students who have completed their BC GCE 'O' level have the opportunity to progress to technical programmes at certificate level. Upon completion, they may proceed to higher level of technical education.
- Students who have adequate and relevant BC GCE 'O' level results may proceed Diploma Programmes.

## Higher Education

There are four universities and one Polytechnic in Brunei Darussalam. The course duration ranges from two years (diploma programmes) to four years (undergraduate programmes).

- Universiti Brunei Darussalam (UBD) was established in 1985 and offers diploma, undergraduates, Master and Doctor of Philosophy programmes. It has ten faculties namely, Academy of Brunei Studies, Centre for Lifelong Learning, Faculty of Arts and Social Sciences, Faculty of Integrated Technologies, Faculty of Science, Institute of Policy Studies, Language Centre, Sultan Hassanal Bolkiah Institute of Education, Pengiran Anak Puteri Rashidah Sa'adatun Bolkiah Institute of Health Science, and UBD School of Business and Economics.
- Universiti Islam Sultan Sharif Ali (UNISSA) was established in 2007 and it focuses on Arabic Language, Islamic History and Civilisation, Islamic Law and Islamic Finance. It offers diploma, undergraduates, Masters and Doctor of Philosophy programmes. The university has four faculties and three Research Centres namely, Faculty of Arabic Language and Islamic Civilisation, Faculty of Usuluddin, Faculty of Shariah and Law, Faculty of Business and Management Sciences, Centre for Promotion of Knowledge and Language Learning, Madhhab Shafi'i Research Centre and Centre for Postgraduate Studies and Research.
- Universiti Teknologi Brunei (UTB) was set up in January 1986 as Institut Teknologi Brunei (ITB), and upgraded to a University status in October 2008. It offers Undergraduate Degree programmes, Taught Masters, and also Masters by Research and PhD programmes in the areas of engineering, business and ICT. The university has UTB School of Business, School of Computing and Informatics, School of Applied Sciences and Mathematics, School Design and Faculty of Engineering. It also has Centre for Communication, Teaching and Learning which supports the faculty and schools in terms of students' language proficiencies and soft skills development.
- Kolej Universiti Perguruan Ugama Seri Begawan (KUPU SB) was established in 1975 as an Islamic Religious Teachers' Training College. In 2007, it was upgraded to a university college. KUPU SB is under the purview/jurisdiction of the Ministry of Religious Affairs (MoRA). It offers diploma, higher national diploma, post-graduate diploma, undergraduate and Masters programmes in Islamic teaching. It has seven faculties and three centres; namely Faculty of Education, Faculty of Usuluddin, Faculty of Shariah, Centre for Core Knowledge, Language Centre, Centre for Postgraduate Studies and Research, Ahli Sunnah Wal Jama'ah Centre of Research and Understanding, Fiqh Al-Usrah Research Centre, Multimedia and Technology Centre, and Publication Centre.
- Politeknik Brunei (PB) was established under the consentment by His Majesty in his titah during the Teachers' Day Celebration in October 2008. The academic structure comprises of four schools; namely School of Business and Finance, School of Information and Communication Technology (ICT), School of Science and Engineering, and School of Health Sciences.



Source: SPN21, Ministry of Education (2013)

## BRUNEI GENERAL INFORMATION 2017

Total Population	421,300
Annual Rate of Increase	1.0%
Life Expectancy at Birth (Years)	80.7 (2016)
Infant Mortality Rate per 1000 live births	8.1 (2016)
Literacy Rate (Total)	96.6 (2016)
Literacy Rate (Male)	97.8 (2016)
Literacy Rate (Female)	95.3 (2016)
GDP per Capita at current prices (BND)	37,257* (2016)
Number of Schools	251
Number of Teachers	10,686
Number of Students	110,097
Teacher to Student Ratio	1 : 10
School to Student Ratio	1 : 438
School to Teacher Ratio	1 : 43
Number of Graduates (Local Higher Education institutions)	3289

**Note:**

\* - Based on the revised and rebasing of the national accounts with basic year 2010, Department of Economic Planning and Development.

**Source:**




Department of Economic Planning and Development, Prime Minister's Office (2017)  
 Department of Planning, Development and Research, Ministry of Education (2017)

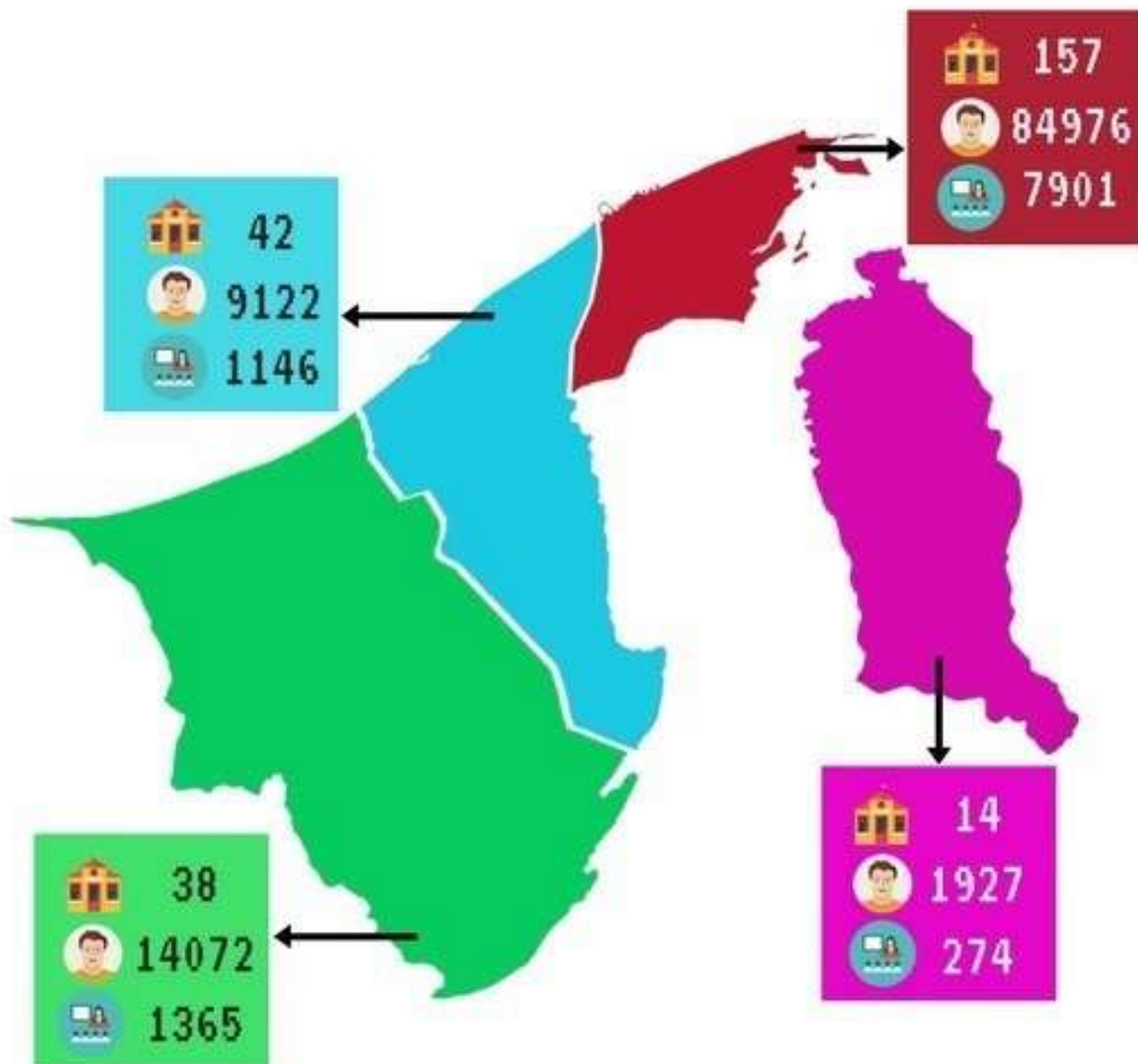


# NO. OF SCHOOLS / INSTITUTES, ENROLMENT & TEACHERS / INSTRUCTORS



## OVERALL TOTAL

	no. of schools: 251
	enrolment: 110057
	no. of teachers: 10686







## SECTION 1:

# EDUCATION STATISTICS SUMMARY 2017





**NUMBER OF SCHOOLS/INSTITUTION, ENROLMENT, AND TEACHERS/INSTRUCTOR ACCORDING TO DISTRICT BY EDUCATION LEVEL AND MINISTRY/SECTOR, 2017**

Education Level	Ministry / Sector	District												Overall Total		
		Brunei Muara			Tutong			Belait			Temburong			Number of Schools / Institutions	Enrolment	Number of Teachers / Instructors
		Number of Schools / Institutions	Enrolment	Number of Teachers / Instructors	Number of Schools / Institutions	Enrolment	Number of Teachers / Instructors	Number of Schools / Institutions	Enrolment	Number of Teachers / Instructors	Number of Schools / Institutions	Enrolment	Number of Teachers / Instructors			
All	<b>Overall Total</b>	<b>157</b>	<b>84976</b>	<b>7901</b>	<b>42</b>	<b>9122</b>	<b>1146</b>	<b>38</b>	<b>14072</b>	<b>1365</b>	<b>14</b>	<b>1927</b>	<b>274</b>	<b>251</b>	<b>110097</b>	<b>10686</b>
	MoE	94	51390	5476	35	7289	991	23	7885	895	11	1677	237	163	68241	7599
	MoRA	6	5418	486	1	479	68	1	201	24	1	97	18	9	6195	596
	MoCYS	1	174	25	0	0	0	0	0	0	0	0	0	1	174	25
	PMO	1	43	12	0	0	0	0	0	0	0	0	0	1	43	12
	Private (BPS)	55	27951	1902	6	1354	87	14	5986	446	2	153	19	77	35444	2454
Pre-Primary* (Preschool)	<b>Total</b>	<b>11</b>	<b>10406</b>	<b>603</b>	<b>1</b>	<b>1114</b>	<b>73</b>	<b>3</b>	<b>2180</b>	<b>160</b>	<b>x</b>	<b>188</b>	<b>20</b>	<b>15</b>	<b>13888</b>	<b>856</b>
	MoE	x	2179	158	x	445	39	x	438	36	x	107	13	x	3169	246
	Private (BPS)	11	8227	445	1	669	34	3	1742	124	x	81	7	15	10719	610 <sup>(i)</sup>
Primary	<b>Total</b>	<b>100</b>	<b>28709</b>	<b>2678</b>	<b>35</b>	<b>4032</b>	<b>546</b>	<b>28</b>	<b>5953</b>	<b>534</b>	<b>13</b>	<b>916</b>	<b>132</b>	<b>176</b>	<b>39610</b>	<b>3890</b>
	MoE	61	14743	1678	29	3197	472	16	2963	326	10	797	110	116	21700	2586
	MoRA	2	1533	123	1	150	21	1	117	14	1	47	10	5	1847	168 <sup>(i)</sup>
	Private (BPS)	37	12433	877	5	685	53	11	2873	194	2	72	12	55	16063	1136 <sup>(i)</sup>
		<b>Total</b>	<b>24</b>	<b>25864</b>	<b>2806</b>	<b>5</b>	<b>3606</b>	<b>463</b>	<b>5</b>	<b>4825</b>	<b>521</b>	<b>1</b>	<b>823</b>	<b>122</b>	<b>35</b>	<b>35118</b>
Secondary	MoE	21	19224	2176	5	3277	416	5	3370	383	1	773	114	32	26644	3089
	MoRA	2	2437	248	x	329	47	x	84	10	x	50	8	2	2900	313 <sup>(i)</sup>
	Private (BPS)	1	4203	382	0	0	0	x	1371	128	0	0	0	1	5574	510 <sup>(i)</sup>
Sixth Form* (Pre-University)	<b>Total</b>	<b>4</b>	<b>4119</b>	<b>530</b>	<b>1</b>	<b>370</b>	<b>64</b>	<b>x</b>	<b>385</b>	<b>50</b>	<b>0</b>	<b>0</b>	<b>0</b>	<b>5</b>	<b>4874</b>	<b>644</b>
	MoE	3	2922	411	1	370	64	x	385	50	0	0	0	4	3677	525
	MoRA	1	699 <sup>(ii)</sup>	67	0	0	0	0	0	0	0	0	0	1	699	67 <sup>(i)</sup>
	Private (BPS)	x	498	52	0	0	0	0	0	0	0	0	0	x	498	52 <sup>(i)</sup>
Vocational Technical	<b>Total</b>	<b>11</b>	<b>3743</b>	<b>445</b>	<b>0</b>	<b>0</b>	<b>0</b>	<b>2</b>	<b>729</b>	<b>100</b>	<b>0</b>	<b>0</b>	<b>0</b>	<b>13</b>	<b>4472</b>	<b>545</b>
	MoE	5	2720	347	0	0	0	2	729	100	0	0	0	7	3449	447
	MoCYS	1	174	25	0	0	0	0	0	0	0	0	0	1	174	25
	PMO	1	43	12	0	0	0	0	0	0	0	0	0	1	43	12
	Private (BPS)	4	806	61	0	0	0	0	0	0	0	0	0	4	806	61
Higher Education	<b>Total</b>	<b>7</b>	<b>12135</b>	<b>839</b>	<b>0</b>	<b>0</b>	<b>0</b>	<b>0</b>	<b>0</b>	<b>0</b>	<b>0</b>	<b>0</b>	<b>0</b>	<b>7</b>	<b>12135</b>	<b>839</b>
	MoE	4	9602	706	0	0	0	0	0	0	0	0	0	4	9602	706
	MoRA	1	749	48	0	0	0	0	0	0	0	0	0	1	749	48
	Private (BPS)	2	1784	85	0	0	0	0	0	0	0	0	0	2	1784	85

**Note:**

x - Included in the total number of Primary School.

\* - In Brunei context, Pre School (including Kindergarten) and Pre University are also referred to as Pre Primary and Sixth Form respectively.

<sup>(i)</sup> - Teachers teaching more than one level of education are included in the level based on the highest number of teaching periods or number of classes taught.

<sup>(ii)</sup> - Diploma 'Aliyah Qiraat included

**NUMBER OF SCHOOLS/INSTITUTION ENROLMENT, AND NUMBER OF  
TEACHERS/INSTRUCTOR ACCORDING TO GENDER BY EDUCATION LEVEL  
AND DISTRICT, 2017**

Education Level	District	Number of Schools / Institutions	Enrolment			Number of Teachers / Instructors		
			MF	M	F	MF	M	F
<b>All</b>	<b>Overall Total</b>	<b>251</b>	<b>110097</b>	<b>55085</b>	<b>55012</b>	<b>10686</b>	<b>2961</b>	<b>7725</b>
	<b>Brunei Muara</b>	<b>157</b>	<b>84976</b>	<b>42036</b>	<b>42940</b>	<b>7901</b>	<b>2178</b>	<b>5723</b>
	<b>Tutong</b>	<b>42</b>	<b>9122</b>	<b>4676</b>	<b>4446</b>	<b>1146</b>	<b>308</b>	<b>838</b>
	<b>Belait</b>	<b>38</b>	<b>14072</b>	<b>7351</b>	<b>6721</b>	<b>1365</b>	<b>383</b>	<b>982</b>
	<b>Temburong</b>	<b>14</b>	<b>1927</b>	<b>1022</b>	<b>905</b>	<b>274</b>	<b>92</b>	<b>182</b>
Pre-Primary * (Pre school)	<b>Total</b>	<b>15</b>	<b>13888</b>	<b>7039</b>	<b>6849</b>	<b>856</b>	<b>34</b>	<b>822</b>
	Brunei Muara	11	10406	5293	5113	603	23	580
	Tutong	1	1114	562	552	73	5	68
	Belait	3	2180	1087	1093	160	5	155
	Temburong	x	188	97	91	20	1	19
Primary	<b>Total</b>	<b>176</b>	<b>39610</b>	<b>20438</b>	<b>19172</b>	<b>3890</b>	<b>876</b>	<b>3014</b>
	Brunei Muara	100	28709	14769	13940	2678	543	2135
	Tutong	35	4032	2051	1981	546	138	408
	Belait	28	5953	3125	2828	534	132	402
	Temburong	13	916	493	423	132	63	69
Secondary	<b>Total</b>	<b>35</b>	<b>35118</b>	<b>18193</b>	<b>16925</b>	<b>3912</b>	<b>1148</b>	<b>2764</b>
	Brunei Muara	24	25864	13281	12583	2806	805	2001
	Tutong	5	3606	1925	1681	463	141	322
	Belait	5	4825	2555	2270	521	174	347
	Temburong	1	823	432	391	122	28	94
Sixth Form * (Pre-University)	<b>Total</b>	<b>5</b>	<b>4874</b>	<b>2076</b>	<b>2798</b>	<b>644</b>	<b>218</b>	<b>426</b>
	Brunei Muara	4	4119	1789	2330	530	173	357
	Tutong	1	370	138	232	64	24	40
	Belait	x	385	149	236	50	21	29
	Temburong	0	z	z	z	z	z	z
Vocational Technical	<b>Total</b>	<b>13</b>	<b>4472</b>	<b>2443</b>	<b>2029</b>	<b>545</b>	<b>235</b>	<b>310</b>
	Brunei Muara	11	3743	2008	1735	445	184	261
	Tutong	0	z	z	z	z	z	z
	Belait	2	729	435	294	100	51	49
	Temburong	0	z	z	z	z	z	z
Higher Education	<b>Total</b>	<b>7</b>	<b>12135</b>	<b>4896</b>	<b>7239</b>	<b>839</b>	<b>450</b>	<b>389</b>
	Brunei Muara	7	12135	4896	7239	839	450	389
	Tutong	0	z	z	z	z	z	z
	Belait	0	z	z	z	z	z	z
	Temburong	0	z	z	z	z	z	z

**Note:**

z - All Arabic schools do not conduct Pre-Primary education; No Sixth Form Institution exist in Temburong;

All Higher Education Institutions are in Brunei Muara; data not applicable.

x - Included in the total number of Primary School.

**NUMBER OF SCHOOLS/INSTITUTIONS, ENROLMENT, AND NUMBER OF  
TEACHERS/INSTRUCTORS ACCORDING TO GENDER BY EDUCATION LEVEL  
AND MINISTRY/SECTOR, 2017**

Education Level	Ministry / Sector	Number of Schools / Institutions	Enrolment			Number of Teachers / Instructors		
			MF	M	F	MF	M	F
All	<b>Overall Total</b>	<b>251</b>	<b>110097</b>	<b>55085</b>	<b>55012</b>	<b>10686</b>	<b>2961</b>	<b>7725</b>
	MoE	163	68241	34263	33978	7599	2254	5345
	MoRA	9	6195	2682	3513	596	193	403
	MoCYS	1	174	83	91	25	10	15
	PMO	1	43	18	25	12	4	8
	Private (BPS)	77	35444	18039	17405	2454	500	1954
Pre-Primary* (Pre school)	<b>Total</b>	<b>15</b>	<b>13888</b>	<b>7039</b>	<b>6849</b>	<b>856</b>	<b>34</b>	<b>822</b>
	MoE	x	3169	1667	1502	246	18	228
	MoRA	0	z	z	z	z	z	z
	MoCYS	z	z	z	z	z	z	z
	PMO	z	z	z	z	z	z	z
	Private (BPS)	15	10719	5372	5347	610 <sup>(i)</sup>	16 <sup>(i)</sup>	594 <sup>(i)</sup>
Primary	<b>Total</b>	<b>176</b>	<b>39610</b>	<b>20438</b>	<b>19172</b>	<b>3890</b>	<b>876</b>	<b>3014</b>
	MoE	116	21700	11486	10214	2586	619	1967
	MoRA	5	1847	815	1032	168 <sup>(i)</sup>	48 <sup>(i)</sup>	120 <sup>(i)</sup>
	MoCYS	z	z	z	z	z	z	z
	PMO	z	z	z	z	z	z	z
	Private (BPS)	55	16063	8137	7926	1136	209	927
Secondary	<b>Total</b>	<b>35</b>	<b>35118</b>	<b>18193</b>	<b>16925</b>	<b>3912</b>	<b>1148</b>	<b>2764</b>
	MoE	32	26644	13955	12689	3089	865	2224
	MoRA	2	2900	1291	1609	313 <sup>(i)</sup>	100 <sup>(i)</sup>	213 <sup>(i)</sup>
	MoCYS	z	z	z	z	z	z	z
	PMO	z	z	z	z	z	z	z
	Private (BPS)	1	5574	2947	2627	510	183	327
Sixth Form (Pre-University)	<b>Total</b>	<b>5</b>	<b>4874</b>	<b>2076</b>	<b>2798</b>	<b>644</b>	<b>218</b>	<b>426</b>
	MoE	4	3677	1516	2161	525	171	354
	MoRA	1	699 <sup>(ii)</sup>	314 <sup>(ii)</sup>	385 <sup>(ii)</sup>	67 <sup>(i)</sup>	17 <sup>(i)</sup>	50 <sup>(i)</sup>
	MoCYS	z	z	z	z	z	z	z
	PMO	z	z	z	z	z	z	z
	Private (BPS)	x	498	246	252	52 <sup>(i)</sup>	30 <sup>(i)</sup>	22 <sup>(i)</sup>
Vocational Technical	<b>Total</b>	<b>13</b>	<b>4472</b>	<b>2443</b>	<b>2029</b>	<b>545</b>	<b>235</b>	<b>310</b>
	MoE	7	3449	1934	1515	447	202	245
	MoRA	z	z	z	z	z	z	z
	MoCYS	1	174	83	91	25	10	15
	PMO	1	43	18	25	12	4	8
	Private (BPS)	4	806	408	398	61	19	42
Higher Education	<b>Total</b>	<b>7</b>	<b>12135</b>	<b>4896</b>	<b>7239</b>	<b>839</b>	<b>450</b>	<b>389</b>
	MoE	4	9602	3705	5897	706	379	327
	MoRA	1	749	262	487	48	28	20
	MoCYS	z	z	z	z	z	z	z
	PMO	z	z	z	z	z	z	z
	Private (BPS)	2	1784	929	855	85	43	42

**Note:**

z - All Arabic schools do not conduct Pre-Primary education; All institutions under administration of MoCYS and PMO conduct Vocational Technical education only; Data not applicable.

x - Included in the total number of Primary schools.

(i) - Teachers teaching more than one level of education are included in the level based on the highest number of teaching periods or number of classes taught.

(ii) - Diploma 'Aliyah Qiraat included

## 1.4

NUMBER OF CLASSES, ENROLMENT AND NUMBER OF TEACHERS/INSTRUCTOR  
ACCORDING TO GENDER BY EDUCATION LEVEL, 2017

Education Level	Number of Classes	Enrolment			Number of Teachers / Instructors		
		MF	M	F	MF	M	F
<b>Overall Total</b>	<b>4406</b>	<b>110097</b>	<b>55085</b>	<b>55012</b>	<b>10686</b>	<b>2961</b>	<b>7725</b>
<b>Pre-Primary (Pre school) Total</b>	<b>710</b>	<b>13888</b>	<b>7039</b>	<b>6849</b>	<b>856</b>	<b>34</b>	<b>822</b>
Kindergarten (KG) 1	165	<b>3026</b>	1508	1518	<b>856</b>	34	822
Kindergarten (KG) 2	188	<b>4149</b>	2099	2050			
Preschool Kindergarten (KG) 3	357	<b>6713</b>	3432	3281			
<b>Primary Total</b>	<b>1984</b>	<b>39610</b>	<b>20438</b>	<b>19172</b>	<b>3890</b>	<b>876</b>	<b>3014</b>
Year 1	333	<b>6501</b>	3333	3168	<b>3890</b>	876	3014
Year 2	326	<b>6554</b>	3408	3146			
Year 3	325	<b>6556</b>	3432	3124			
Year 4	309	<b>6275</b>	3178	3097			
Year 5	341	<b>6892</b>	3540	3352			
Year 6	350	<b>6832</b>	3547	3285			
<b>Secondary Total</b>	<b>1712</b>	<b>35118</b>	<b>18193</b>	<b>16925</b>	<b>3912</b>	<b>1148</b>	<b>2764</b>
Year 7	323	<b>7113</b>	3689	3424	<b>1397</b>	377	1020
Year 8	327	<b>7009</b>	3593	3416			
Year 9	351	<b>6879</b>	3551	3328	<b>2515</b>	771	1744
Year 10	366	<b>7117</b>	3674	3443			
Year 11	345	<b>7000</b>	3686	3314			
<b>Sixth Form (Pre-University) Total</b>	<b>z</b>	<b>4874</b>	<b>2076</b>	<b>2798</b>	<b>644</b>	<b>218</b>	<b>426</b>
Lower Sixth Form	z	<b>2551</b>	1104	1447	<b>644</b>	218	426
Upper Sixth Form	z	<b>2323</b>	972	1351			
<b>Vocational / Technical Total</b>	<b>z</b>	<b>4472</b>	<b>2443</b>	<b>2029</b>	<b>545</b>	<b>235</b>	<b>310</b>
Year 1	z	<b>2914</b>	1620	1294	<b>545</b>	235	310
Year 2	z	<b>1482</b>	777	705			
Year 3	z	<b>76</b>	46	30			
<b>Higher Education Total</b>	<b>z</b>	<b>12135</b>	<b>4896</b>	<b>7239</b>	<b>839</b>	<b>450</b>	<b>389</b>
Year 1	z	<b>4156</b>	1765	2391	<b>839</b>	450	389
Year 2	z	<b>3504</b>	1433	2071			
Year 3	z	<b>2590</b>	1026	1564			
Year 4	z	<b>1843</b>	662	1181			
Year 5	z	<b>38</b>	8	30			
Year 6	z	<b>4</b>	2	2			

**Note:**

z - Classes are not fixed, hence, data is not applicable



Education Level	Students											
	Government Sector				Private Sector				Total			
	CLS	MF	M	F	CLS	MF	M	F	CLS	MF	M	F
<b>Overall Total</b>	<b>2917</b>	<b>74653</b>	<b>37046</b>	<b>37607</b>	<b>1489</b>	<b>35444</b>	<b>18039</b>	<b>17405</b>	<b>4406</b>	<b>110097</b>	<b>55085</b>	<b>55012</b>
<b>Pre-Primary Education (Pre school) Total</b>	<b>188</b>	<b>3169</b>	<b>1667</b>	<b>1502</b>	<b>522</b>	<b>10719</b>	<b>5372</b>	<b>5347</b>	<b>710</b>	<b>13888</b>	<b>7039</b>	<b>6849</b>
Kindergarten (KG) 1	z	z	z	z	165	3026	1508	1518	165	3026	1508	1518
Kindergarten (KG) 2	z	z	z	z	188	4149	2099	2050	188	4149	2099	2050
Preschool / Kindergarten (KG) 3	188	3169	1667	1502	169	3544	1765	1779	357	6713	3432	3281
<b>Primary Education Total</b>	<b>1237</b>	<b>23547</b>	<b>12301</b>	<b>11246</b>	<b>747</b>	<b>16063</b>	<b>8137</b>	<b>7926</b>	<b>1984</b>	<b>39610</b>	<b>20438</b>	<b>19172</b>
Year 1	181	3282	1709	1573	152	3219	1624	1595	333	6501	3333	3168
Year 2	192	3540	1874	1666	134	3014	1534	1480	326	6554	3408	3146
Year 3	194	3718	1970	1748	131	2838	1462	1376	325	6556	3432	3124
Year 4	192	3691	1911	1780	117	2584	1267	1317	309	6275	3178	3097
Year 5	231	4592	2399	2193	110	2300	1141	1159	341	6892	3540	3352
Year 6	247	4724	2438	2286	103	2108	1109	999	350	6832	3547	3285
<b>Secondary Education Total</b>	<b>1492</b>	<b>29544</b>	<b>15246</b>	<b>14298</b>	<b>220</b>	<b>5574</b>	<b>2947</b>	<b>2627</b>	<b>1712</b>	<b>35118</b>	<b>18193</b>	<b>16925</b>
Year 7	280	5873	3027	2846	43	1240	662	578	323	7113	3689	3424
Year 8	283	5895	3026	2869	44	1114	567	547	327	7009	3593	3416
Year 9	307	5774	2975	2799	44	1105	576	529	351	6879	3551	3328
Year 10	320	6011	3065	2946	46	1106	609	497	366	7117	3674	3443
Year 11	302	5991	3153	2838	43	1009	533	476	345	7000	3686	3314
<b>Sixth Form Education (Pre-University) Total</b>	<b>z</b>	<b>4376</b>	<b>1830</b>	<b>2546</b>	<b>z</b>	<b>498</b>	<b>246</b>	<b>252</b>	<b>z</b>	<b>4874</b>	<b>2076</b>	<b>2798</b>
Lower Sixth Form	z	2262	966	1296	z	263	125	138	z	2525	1091	1434
Upper Sixth Form	z	2055	829	1226	z	235	121	114	z	2290	950	1340
Diploma 'Aliyah Qiraat	z	59	35	24	z	z	z	z	z	59	35	24
<b>Vocational Technical Education Total</b>	<b>z</b>	<b>3666</b>	<b>2035</b>	<b>1631</b>	<b>z</b>	<b>806</b>	<b>408</b>	<b>398</b>	<b>z</b>	<b>4472</b>	<b>2443</b>	<b>2029</b>
Year 1	z	2249	1266	983	z	665	354	311	z	2914	1620	1294
Year 2	z	1358	726	632	z	124	51	73	z	1482	777	705
Year 3	z	59	43	16	z	17	3	14	z	76	46	30
<b>Higher Education Total</b>	<b>z</b>	<b>10351</b>	<b>3967</b>	<b>6384</b>	<b>z</b>	<b>1784</b>	<b>929</b>	<b>855</b>	<b>z</b>	<b>12135</b>	<b>4896</b>	<b>7239</b>
Year 1	z	3221	1255	1966	z	935	510	425	z	4156	1765	2391
Year 2	z	2919	1140	1779	z	585	293	292	z	3504	1433	2071
Year 3	z	2328	900	1428	z	262	126	136	z	2590	1026	1564
Year 4	z	1841	662	1179	z	2	0	2	z	1843	662	1181
Year 5	z	38	8	30	z	z	z	z	z	38	8	30
Year 6	z	4	2	2	z	z	z	z	z	4	2	2

**Note:**

z - Classes are not fixed, hence, number of classes is not applicable; Higher Educational Institutions in Private Sector's academic year is only up to Year 3 only.

## 1.6

## NUMBER OF TEACHERS/INSTRUCTOR ACCORDING TO SECTOR AND GENDER BY EDUCATION LEVEL, 2017

Education Level	Teachers / Instructors								
	Government Sector			Private Sector			Total		
	MF	M	F	MF	M	F	MF	M	F
<b>Overall Total</b>	<b>8232</b>	<b>2461</b>	<b>5771</b>	<b>2454</b>	<b>500</b>	<b>1954</b>	<b>10686</b>	<b>2961</b>	<b>7725</b>
<b>Pre-Primary (Preschool) Total</b>	<b>246</b>	<b>18</b>	<b>228</b>	<b>610</b>	<b>16</b>	<b>594</b>	<b>856</b>	<b>34</b>	<b>822</b>
Preschool / Kindergarten (KG)	246	18	228	610	16	594	856	34	822
<b>Primary Total</b>	<b>2754</b>	<b>667</b>	<b>2087</b>	<b>1136</b>	<b>209</b>	<b>927</b>	<b>3890</b>	<b>876</b>	<b>3014</b>
Year 1 to 6	2754	667	2087	1136	209	927	3890	876	3014
<b>Secondary Total</b>	<b>3402</b>	<b>965</b>	<b>2437</b>	<b>510</b>	<b>183</b>	<b>327</b>	<b>3912</b>	<b>1148</b>	<b>2764</b>
Year 7 & 8	1185	304	881	212	73	139	1397	377	1020
Year 9 to 11	2217	661	1556	298	110	188	2515	771	1744
<b>Sixth Form (Pre-University) Total</b>	<b>592</b>	<b>188</b>	<b>404</b>	<b>52</b>	<b>30</b>	<b>22</b>	<b>644</b>	<b>218</b>	<b>426</b>
Sixth Form	592	188	404	52	30	22	644	218	426
<b>Vocational Technical Total</b>	<b>484</b>	<b>216</b>	<b>268</b>	<b>61</b>	<b>19</b>	<b>42</b>	<b>545</b>	<b>235</b>	<b>310</b>
Vocational Technical	484	216	268	61	19	42	545	235	310
<b>Higher Education Total</b>	<b>754</b>	<b>407</b>	<b>347</b>	<b>85</b>	<b>43</b>	<b>42</b>	<b>839</b>	<b>450</b>	<b>389</b>
Higher Education	754	407	347	85	43	42	839	450	389

## 1.7

**NUMBER OF CLASSES AND STUDENTS NEW AND REPEATERS ACCORDING TO GENDER BY EDUCATION LEVEL, 2017**

Education Level	Number of Classes	New Students			Repeaters			Total		
		MF	M	F	MF	M	F	MF	M	F
<b>Overall Total</b>	<b>4406</b>	<b>108841</b>	<b>54302</b>	<b>54539</b>	<b>1256</b>	<b>783</b>	<b>473</b>	<b>110097</b>	<b>55085</b>	<b>55012</b>
<b>Pre-Primary (Preschool) Total</b>	<b>710</b>	<b>13884</b>	<b>7037</b>	<b>6847</b>	<b>4</b>	<b>2</b>	<b>2</b>	<b>13888</b>	<b>7039</b>	<b>6849</b>
<b>Preschool / Kindergarten (KG)</b>	<b>710</b>	<b>13884</b>	<b>7037</b>	<b>6847</b>	<b>4</b>	<b>2</b>	<b>2</b>	<b>13888</b>	<b>7039</b>	<b>6849</b>
Kindergarten (KG) 1	165	<b>3026</b>	1508	1518	<b>0</b>	0	0	<b>3026</b>	<b>1508</b>	<b>1518</b>
Kindergarten (KG) 2	188	<b>4149</b>	2099	2050	<b>0</b>	0	0	<b>4149</b>	<b>2099</b>	<b>2050</b>
Preschool / Kindergarten (KG) 3	357	<b>6709</b>	3430	3279	<b>4</b>	2	2	<b>6713</b>	<b>3432</b>	<b>3281</b>
<b>Primary Total</b>	<b>1984</b>	<b>39500</b>	<b>20368</b>	<b>19132</b>	<b>110</b>	<b>70</b>	<b>40</b>	<b>39610</b>	<b>20438</b>	<b>19172</b>
Year 1	333	<b>6492</b>	3327	3165	<b>9</b>	6	3	<b>6501</b>	<b>3333</b>	<b>3168</b>
Year 2	326	<b>6542</b>	3403	3139	<b>12</b>	5	7	<b>6554</b>	<b>3408</b>	<b>3146</b>
Year 3	325	<b>6510</b>	3403	3107	<b>46</b>	29	17	<b>6556</b>	<b>3432</b>	<b>3124</b>
Year 4	309	<b>6258</b>	3166	3092	<b>17</b>	12	5	<b>6275</b>	<b>3178</b>	<b>3097</b>
Year 5	341	<b>6871</b>	3525	3346	<b>21</b>	15	6	<b>6892</b>	<b>3540</b>	<b>3352</b>
Year 6	350	<b>6827</b>	3544	3283	<b>5</b>	3	2	<b>6832</b>	<b>3547</b>	<b>3285</b>
<b>Secondary Total</b>	<b>1712</b>	<b>34095</b>	<b>17562</b>	<b>16533</b>	<b>1023</b>	<b>631</b>	<b>392</b>	<b>35118</b>	<b>18193</b>	<b>16925</b>
Year 7	323	<b>7000</b>	3615	3385	<b>113</b>	74	39	<b>7113</b>	<b>3689</b>	<b>3424</b>
Year 8	327	<b>6844</b>	3475	3369	<b>165</b>	118	47	<b>7009</b>	<b>3593</b>	<b>3416</b>
Year 9	<b>351</b>	<b>6759</b>	<b>3473</b>	<b>3286</b>	<b>120</b>	<b>78</b>	<b>42</b>	<b>6879</b>	<b>3551</b>	<b>3328</b>
Science Stream (4 Years 'General Programme')	40	<b>785</b>	370	415	<b>1</b>	1	0	<b>786</b>	<b>371</b>	<b>415</b>
Science Stream (5 Years 'General Programme')	64	<b>1318</b>	565	753	<b>3</b>	1	2	<b>1321</b>	<b>566</b>	<b>755</b>
Arts Stream (4 Years 'General Programme')	0	<b>0</b>	0	0	<b>0</b>	0	0	<b>0</b>	<b>0</b>	<b>0</b>
Arts Stream (5 Years 'General Programme')	94	<b>2183</b>	1103	1080	<b>23</b>	14	9	<b>2206</b>	<b>1117</b>	<b>1089</b>
Arabic Stream (4 Years 'General Programme')	0	<b>0</b>	0	0	<b>0</b>	0	0	<b>0</b>	<b>0</b>	<b>0</b>
Arabic Stream (5 Years 'General Programme')	13	<b>336</b>	130	206	<b>0</b>	0	0	<b>336</b>	<b>130</b>	<b>206</b>
Applied Education Programme - 3 Years	78	<b>1572</b>	878	694	<b>71</b>	41	30	<b>1643</b>	<b>919</b>	<b>724</b>
Special Applied Programme (SAP) - 3 Years	33	<b>428</b>	322	106	<b>22</b>	21	1	<b>450</b>	<b>343</b>	<b>107</b>
Special Education Needs Programme (Pra Vok)	26	<b>97</b>	72	25	<b>0</b>	0	0	<b>97</b>	<b>72</b>	<b>25</b>
Specialised Education Programme	3	<b>40</b>	33	7	<b>0</b>	0	0	<b>40</b>	<b>33</b>	<b>7</b>

**NUMBER OF CLASSES AND STUDENTS NEW AND REPEATERS ACCORDING TO GENDER BY EDUCATION LEVEL, 2017**

Education Level	Number of Classes	New Students			Repeaters			Total		
		MF	M	F	MF	M	F	MF	M	F
<b>Year 10</b>	<b>366</b>	<b>7032</b>	<b>3614</b>	<b>3418</b>	<b>85</b>	<b>60</b>	<b>25</b>	<b>7117</b>	<b>3674</b>	<b>3443</b>
Science Stream (4 Years 'General Programme')	42	715	304	411	0	0	0	715	304	411
Science Stream (5 Years 'General Programme')	61	1278	574	704	1	0	1	1279	574	705
Arts Stream (4 Years 'General Programme')	0	0	0	0	0	0	0	0	0	0
Arts Stream (5 Years 'General Programme')	104	2398	1168	1230	17	11	6	2415	1179	1236
Arabic Stream (4 Years 'General Programme')	1	5	5	0	0	0	0	5	5	0
Arabic Stream (5 Years 'General Programme')	15	358	179	179	0	0	0	358	179	179
Applied Education Programme - 3 Years	78	1639	910	729	46	29	17	1685	939	746
Special Applied Programme (SAP) - 3 Years	38	514	390	124	21	20	1	535	410	125
Special Education Needs Programme (Pra Vok)	24	78	49	29	0	0	0	78	49	29
Specialised Education Programme	3	47	35	12	0	0	0	47	35	12
<b>Year 11</b>	<b>345</b>	<b>6460</b>	<b>3385</b>	<b>3075</b>	<b>540</b>	<b>301</b>	<b>239</b>	<b>7000</b>	<b>3686</b>	<b>3314</b>
Science Stream (4 Years 'General Programme')	0	0	0	0	0	0	0	0	0	0
Science Stream (5 Years 'General Programme')	65	1292	532	760	19	10	9	1311	542	769
Arts Stream (4 Years 'General Programme')	0	0	0	0	0	0	0	0	0	0
Arts Stream (5 Years 'General Programme')	117	2485	1251	1234	300	178	122	2785	1429	1356
Arabic Stream (4 Years 'General Programme')	0	0	0	0	0	0	0	0	0	0
Arabic Stream (5 Years 'General Programme')	11	282	178	104	2	0	2	284	178	106
Applied Education Programme - 3 Years	83	1743	958	785	216	111	105	1959	1069	890
Special Applied Programme (SAP) - 3 Years	42	531	373	158	3	2	1	534	375	159
Special Education Needs Programme (Pra Vok)	24	100	74	26	0	0	0	100	74	26
Specialised Education Programme	3	27	19	8	0	0	0	27	19	8

Education Level	Number of Classes	New Students			Repeaters			Total		
		MF	M	F	MF	M	F	MF	M	F
<b>Sixth Form * (Pre-University) Total</b>	<b>z</b>	<b>4849</b>	<b>2063</b>	<b>2786</b>	<b>25</b>	<b>13</b>	<b>12</b>	<b>4874</b>	<b>2076</b>	<b>2798</b>
<b>Lower Sixth Form</b>	<b>z</b>	<b>2537</b>	<b>1098</b>	<b>1439</b>	<b>14</b>	<b>6</b>	<b>8</b>	<b>2551</b>	<b>1104</b>	<b>1447</b>
Science	z	1173	543	630	5	2	3	1178	545	633
Art	z	1047	410	637	9	4	5	1056	414	642
Arab	z	291	132	159	0	0	0	291	132	159
Diploma 'Aliyah Qiraat (Year 1)	z	26	13	13	0	0	0	26	13	13
<b>Upper Sixth Form</b>	<b>z</b>	<b>2312</b>	<b>965</b>	<b>1347</b>	<b>11</b>	<b>7</b>	<b>4</b>	<b>2323</b>	<b>972</b>	<b>1351</b>
Science	z	1102	467	635	5	3	2	1107	470	637
Art	z	911	350	561	6	4	2	917	354	563
Arab	z	266	126	140	0	0	0	266	126	140
Diploma 'Aliyah Qira'at (Year 2)	z	18	13	5	0	0	0	18	13	5
Diploma 'Aliyah Qira'at (Year 3)	z	15	9	6	0	0	0	15	9	6
<b>Vocational Technical Total</b>	<b>z</b>	<b>4422</b>	<b>2404</b>	<b>2018</b>	<b>50</b>	<b>39</b>	<b>11</b>	<b>4472</b>	<b>2443</b>	<b>2029</b>
Year 1	z	2885	1598	1287	29	22	7	2914	1620	1294
Year 2	z	1461	760	701	21	17	4	1482	777	705
Year 3	z	76	46	30	0	0	0	76	46	30
<b>Higher Education Total</b>	<b>z</b>	<b>12091</b>	<b>4868</b>	<b>7223</b>	<b>44</b>	<b>28</b>	<b>16</b>	<b>12135</b>	<b>4896</b>	<b>7239</b>
Year 1	z	4136	1751	2385	20	14	6	4156	1765	2391
Year 2	z	3483	1419	2064	21	14	7	3504	1433	2071
Year 3	z	2587	1026	1561	3	0	3	2590	1026	1564
Year 4	z	1843	662	1181	0	0	0	1843	662	1181
Year 5	z	38	8	30	0	0	0	38	8	30
Year 6	z	4	2	2	0	0	0	4	2	2

**Note:**

z - Classes are not fixed, hence, number of classes is not applicable.

## 1.8a Pre-Primary (Preschool) and Primary

Education Level	Gender	Age (in years)												Total
		2	3	4	5	6	7	8	9	10	11	12	≥ 13	
Pre-Primary (Preschool) and Primary Total	MF	70	2799	4128	6174	6498	6511	6648	6000	6693	6314	1562	101	53498
	M	35	1393	2057	3179	3313	3372	3447	3106	3452	3241	825	57	27477
	F	35	1406	2071	2995	3185	3139	3201	2894	3241	3073	737	44	26021
Pre-Primary (Preschool) Total	MF	70	2799	4128	5507	1362	19	3	0	0	0	0	0	13888
	M	35	1393	2057	2860	676	15	3	0	0	0	0	0	7039
	F	35	1406	2071	2647	686	4	0	0	0	0	0	0	6849
Preschool	MF	0	0	192	2115	844	15	3	0	0	0	0	0	3169
	M	0	0	95	1141	417	11	3	0	0	0	0	0	1667
	F	0	0	97	974	427	4	0	0	0	0	0	0	1502
Kindergarten (KG) 1	MF	70	2558	387	11	0	0	0	0	0	0	0	0	3026
	M	35	1277	188	8	0	0	0	0	0	0	0	0	1508
	F	35	1281	199	3	0	0	0	0	0	0	0	0	1518
Kindergarten (KG) 2	MF	0	241	3303	596	9	0	0	0	0	0	0	0	4149
	M	0	116	1671	307	5	0	0	0	0	0	0	0	2099
	F	0	125	1632	289	4	0	0	0	0	0	0	0	2050
Kindergarten (KG) 3	MF	0	0	246	2785	509	4	0	0	0	0	0	0	3544
	M	0	0	103	1404	254	4	0	0	0	0	0	0	1765
	F	0	0	143	1381	255	0	0	0	0	0	0	0	1779
Primary Total	MF	0	0	0	667	5136	6492	6645	6000	6693	6314	1562	101	39610
	M	0	0	0	319	2637	3357	3444	3106	3452	3241	825	57	20438
	F	0	0	0	348	2499	3135	3201	2894	3241	3073	737	44	19172
Year 1	MF	0	0	0	642	4477	1353	27	2	0	0	0	0	6501
	M	0	0	0	305	2309	702	16	1	0	0	0	0	3333
	F	0	0	0	337	2168	651	11	1	0	0	0	0	3168
Year 2	MF	0	0	0	25	623	4467	1385	44	8	2	0	0	6554
	M	0	0	0	14	313	2300	743	31	5	2	0	0	3408
	F	0	0	0	11	310	2167	642	13	3	0	0	0	3146
Year 3	MF	0	0	0	0	36	632	4622	1217	46	2	0	1	6556
	M	0	0	0	0	15	337	2387	666	24	2	0	1	3432
	F	0	0	0	0	21	295	2235	551	22	0	0	0	3124
Year 4	MF	0	0	0	0	0	40	588	4126	1392	122	6	1	6275
	M	0	0	0	0	0	18	288	2065	736	65	6	0	3178
	F	0	0	0	0	0	22	300	2061	656	57	0	1	3097
Year 5	MF	0	0	0	0	0	0	23	588	4716	1434	110	21	6892
	M	0	0	0	0	0	0	10	329	2411	719	58	13	3540
	F	0	0	0	0	0	0	13	259	2305	715	52	8	3352
Year 6	MF	0	0	0	0	0	0	0	23	531	4754	1446	78	6832
	M	0	0	0	0	0	0	0	14	276	2453	761	43	3547
	F	0	0	0	0	0	0	0	9	255	2301	685	35	3285

## 1.8

## ENROLMENT IN SECONDARY AND SIXTH FORM ACCORDING TO AGE BY EDUCATION LEVEL AND GENDER, 2017

**1.8b Secondary**

Education Level	Gender	Age (in years)									Total
		≤10	11	12	13	14	15	16	17	≥ 18	
<b>Secondary Total</b>	<b>MF</b>	<b>5</b>	<b>1036</b>	<b>5539</b>	<b>7134</b>	<b>6856</b>	<b>7105</b>	<b>5155</b>	<b>1884</b>	<b>404</b>	<b>35118</b>
	<b>M</b>	<b>1</b>	<b>482</b>	<b>2822</b>	<b>3666</b>	<b>3492</b>	<b>3689</b>	<b>2799</b>	<b>987</b>	<b>255</b>	<b>18193</b>
	<b>F</b>	<b>4</b>	<b>554</b>	<b>2717</b>	<b>3468</b>	<b>3364</b>	<b>3416</b>	<b>2356</b>	<b>897</b>	<b>149</b>	<b>16925</b>
Year 7	<b>MF</b>	<b>5</b>	<b>1014</b>	<b>4330</b>	<b>1555</b>	<b>185</b>	<b>22</b>	<b>2</b>	<b>0</b>	<b>0</b>	<b>7113</b>
	<b>M</b>	<b>1</b>	<b>474</b>	<b>2222</b>	<b>836</b>	<b>138</b>	<b>17</b>	<b>1</b>	<b>0</b>	<b>0</b>	<b>3689</b>
	<b>F</b>	<b>4</b>	<b>540</b>	<b>2108</b>	<b>719</b>	<b>47</b>	<b>5</b>	<b>1</b>	<b>0</b>	<b>0</b>	<b>3424</b>
Year 8	<b>MF</b>	<b>0</b>	<b>22</b>	<b>1168</b>	<b>4350</b>	<b>1260</b>	<b>171</b>	<b>32</b>	<b>4</b>	<b>2</b>	<b>7009</b>
	<b>M</b>	<b>0</b>	<b>8</b>	<b>586</b>	<b>2245</b>	<b>606</b>	<b>119</b>	<b>24</b>	<b>3</b>	<b>2</b>	<b>3593</b>
	<b>F</b>	<b>0</b>	<b>14</b>	<b>582</b>	<b>2105</b>	<b>654</b>	<b>52</b>	<b>8</b>	<b>1</b>	<b>0</b>	<b>3416</b>
Year 9	<b>MF</b>	<b>0</b>	<b>0</b>	<b>39</b>	<b>1187</b>	<b>3666</b>	<b>1690</b>	<b>225</b>	<b>55</b>	<b>17</b>	<b>6879</b>
	<b>M</b>	<b>0</b>	<b>0</b>	<b>13</b>	<b>559</b>	<b>1882</b>	<b>896</b>	<b>152</b>	<b>35</b>	<b>14</b>	<b>3551</b>
	<b>F</b>	<b>0</b>	<b>0</b>	<b>26</b>	<b>628</b>	<b>1784</b>	<b>794</b>	<b>73</b>	<b>20</b>	<b>3</b>	<b>3328</b>
Year 10	<b>MF</b>	<b>0</b>	<b>0</b>	<b>2</b>	<b>42</b>	<b>1711</b>	<b>3720</b>	<b>1374</b>	<b>217</b>	<b>51</b>	<b>7117</b>
	<b>M</b>	<b>0</b>	<b>0</b>	<b>1</b>	<b>26</b>	<b>847</b>	<b>1892</b>	<b>728</b>	<b>143</b>	<b>37</b>	<b>3674</b>
	<b>F</b>	<b>0</b>	<b>0</b>	<b>1</b>	<b>16</b>	<b>864</b>	<b>1828</b>	<b>646</b>	<b>74</b>	<b>14</b>	<b>3443</b>
Year 11	<b>MF</b>	<b>0</b>	<b>0</b>	<b>0</b>	<b>0</b>	<b>34</b>	<b>1502</b>	<b>3522</b>	<b>1608</b>	<b>334</b>	<b>7000</b>
	<b>M</b>	<b>0</b>	<b>0</b>	<b>0</b>	<b>0</b>	<b>19</b>	<b>765</b>	<b>1894</b>	<b>806</b>	<b>202</b>	<b>3686</b>
	<b>F</b>	<b>0</b>	<b>0</b>	<b>0</b>	<b>0</b>	<b>15</b>	<b>737</b>	<b>1628</b>	<b>802</b>	<b>132</b>	<b>3314</b>

**1.8c Sixth Form (Pre-University)**

Education Level	Gender	Age (in years)								Total
		≤13	14	15	16	17	18	19	≥ 20	
<b>Sixth Form (Pre-University) Total</b>	<b>MF</b>	<b>0</b>	<b>10</b>	<b>281</b>	<b>1358</b>	<b>1929</b>	<b>1055</b>	<b>193</b>	<b>48</b>	<b>4874</b>
	<b>M</b>	<b>0</b>	<b>4</b>	<b>139</b>	<b>566</b>	<b>827</b>	<b>420</b>	<b>89</b>	<b>31</b>	<b>2076</b>
	<b>F</b>	<b>0</b>	<b>6</b>	<b>142</b>	<b>792</b>	<b>1102</b>	<b>635</b>	<b>104</b>	<b>17</b>	<b>2798</b>
Lower Sixth Form	<b>MF</b>	<b>0</b>	<b>10</b>	<b>274</b>	<b>1038</b>	<b>976</b>	<b>208</b>	<b>34</b>	<b>11</b>	<b>2551</b>
	<b>M</b>	<b>0</b>	<b>4</b>	<b>135</b>	<b>433</b>	<b>418</b>	<b>93</b>	<b>14</b>	<b>7</b>	<b>1104</b>
	<b>F</b>	<b>0</b>	<b>6</b>	<b>139</b>	<b>605</b>	<b>558</b>	<b>115</b>	<b>20</b>	<b>4</b>	<b>1447</b>
Upper Sixth Form	<b>MF</b>	<b>0</b>	<b>0</b>	<b>7</b>	<b>320</b>	<b>953</b>	<b>847</b>	<b>159</b>	<b>37</b>	<b>2323</b>
	<b>M</b>	<b>0</b>	<b>0</b>	<b>4</b>	<b>133</b>	<b>409</b>	<b>327</b>	<b>75</b>	<b>24</b>	<b>972</b>
	<b>F</b>	<b>0</b>	<b>0</b>	<b>3</b>	<b>187</b>	<b>544</b>	<b>520</b>	<b>84</b>	<b>13</b>	<b>1351</b>

## 1.8

## ENROLMENT IN VOCATIONAL TECHNICAL ACCORDING TO AGE BY EDUCATION LEVEL AND GENDER, 2017

## 1.8d Vocational Technical

Education Level	Gender	Age (years)																Total
		≤15	16	17	18	19	20	21	22	23	24	25	26	27	28	29	≥ 30	
<b>Vocational Technical Total</b>	<b>MF</b>	<b>0</b>	<b>58</b>	<b>513</b>	<b>981</b>	<b>1005</b>	<b>636</b>	<b>399</b>	<b>261</b>	<b>183</b>	<b>106</b>	<b>85</b>	<b>46</b>	<b>42</b>	<b>28</b>	<b>33</b>	<b>96</b>	<b>4472</b>
	<b>M</b>	<b>0</b>	<b>29</b>	<b>258</b>	<b>536</b>	<b>558</b>	<b>344</b>	<b>213</b>	<b>141</b>	<b>112</b>	<b>69</b>	<b>49</b>	<b>26</b>	<b>20</b>	<b>20</b>	<b>21</b>	<b>47</b>	<b>2443</b>
	<b>F</b>	<b>0</b>	<b>29</b>	<b>255</b>	<b>445</b>	<b>447</b>	<b>292</b>	<b>186</b>	<b>120</b>	<b>71</b>	<b>37</b>	<b>36</b>	<b>20</b>	<b>22</b>	<b>8</b>	<b>12</b>	<b>49</b>	<b>2029</b>
Year 1	MF	0	58	479	754	621	340	211	145	100	51	39	20	22	11	17	46	2914
	M	0	29	237	414	360	186	127	81	59	36	25	14	9	10	11	22	1620
	F	0	29	242	340	261	154	84	64	41	15	14	6	13	1	6	24	1294
Year 2	MF	0	0	34	227	376	287	181	108	75	50	45	21	14	14	10	40	1482
	M	0	0	21	122	193	150	79	58	49	32	24	10	8	7	6	18	777
	F	0	0	13	105	183	137	102	50	26	18	21	11	6	7	4	22	705
Year 3	MF	0	0	0	0	8	9	7	8	8	5	1	5	6	3	6	10	76
	M	0	0	0	0	5	8	7	2	4	1	0	2	3	3	4	7	46
	F	0	0	0	0	3	1	0	6	4	4	1	3	3	0	2	3	30



## 1.8e Higher Education

Education Level	Gender	Age (in years)																						Total		
		≤15	16	17	18	19	20	21	22	23	24	25	26	27	28	29	30	31	32	33	34	35-39	40-44		≥ 45	Unknown
Higher Education Total	MF	0	17	271	941	1437	1865	1849	1623	1194	812	559	339	244	172	96	220	65	42	41	23	174	113	19	19	12135
	M	0	4	110	410	599	734	733	640	485	324	215	127	115	60	46	75	28	20	26	15	65	47	14	4	4896
	F	0	13	161	531	838	1131	1116	983	709	488	344	212	129	112	50	145	37	22	15	8	109	66	5	15	7239
Year 1	MF	0	17	259	722	803	646	357	303	241	192	125	86	78	67	33	64	19	10	11	3	72	40	8	0	4156
	M	0	4	103	328	342	277	159	148	89	71	38	28	43	18	15	24	7	6	10	3	29	19	4	0	1765
	F	0	13	156	394	461	369	198	155	152	121	87	58	35	49	18	40	12	4	1	0	43	21	4	0	2391
Year 2	MF	0	0	12	207	483	665	605	350	336	266	188	94	43	38	18	54	22	14	15	10	45	28	0	11	3504
	M	0	0	7	77	196	271	256	130	154	95	75	37	21	19	11	20	10	7	10	7	18	12	0	0	1433
	F	0	0	5	130	287	394	349	220	182	171	113	57	22	19	7	34	12	7	5	3	27	16	0	11	2071
Year 3	MF	0	0	0	12	147	450	540	527	320	162	104	68	56	35	24	41	16	11	11	10	24	22	6	4	2590
	M	0	0	0	5	61	163	206	218	136	72	40	21	22	14	10	14	8	4	4	5	9	7	5	2	1026
	F	0	0	0	7	86	287	334	309	184	90	64	47	34	21	14	27	8	7	7	5	15	15	1	2	1564
Year 4	MF	0	0	0	0	4	104	347	443	267	187	140	91	67	31	20	61	8	7	4	0	32	22	4	4	1843
	M	0	0	0	0	0	23	112	144	102	84	62	41	29	8	9	17	3	3	2	0	9	8	4	2	662
	F	0	0	0	0	4	81	235	299	165	103	78	50	38	23	11	44	5	4	2	0	23	14	0	2	1181
Year 5	MF	0	0	0	0	0	0	0	0	30	5	0	0	0	0	1	0	0	0	0	0	1	1	0	0	38
	M	0	0	0	0	0	0	0	0	4	2	0	0	0	0	1	0	0	0	0	0	0	1	0	0	8
	F	0	0	0	0	0	0	0	0	26	3	0	0	0	0	0	0	0	0	0	0	1	0	0	0	30
Year 6	MF	0	0	0	0	0	0	0	0	0	0	2	0	0	1	0	0	0	0	0	0	0	0	1	0	4
	M	0	0	0	0	0	0	0	0	0	0	0	0	0	1	0	0	0	0	0	0	0	0	1	0	2
	F	0	0	0	0	0	0	0	0	0	0	2	0	0	0	0	0	0	0	0	0	0	0	0	0	2

## 1.9a Pre-Primary (Preschool) and Primary

Education Level	Gender	Race										
		Malay		Other Indigenous		Chinese		Others		Total		
		C	NC	C	NC	C	NC	C	NC	C	NC	CNC
Pre-Primary (Preschool) and Primary Total	MF	42885	1187	1264	341	2185	2017	588	3031	46922	6576	53498
	M	22074	623	661	192	1132	992	297	1506	24164	3313	27477
	F	20811	564	603	149	1053	1025	291	1525	22758	3263	26021
Pre-Primary (Preschool) Total	MF	10924	361	283	72	653	587	118	890	11978	1910	13888
	M	5554	189	146	41	319	300	61	429	6080	959	7039
	F	5370	172	137	31	334	287	57	461	5898	951	6849
Preschool	MF	2837	99	84	28	31	8	40	42	2992	177	3169
	M	1477	59	47	14	19	4	24	23	1567	100	1667
	F	1360	40	37	14	12	4	16	19	1425	77	1502
Kindergarten 1	MF	2310	87	43	8	184	134	19	241	2556	470	3026
	M	1143	51	20	6	96	69	10	113	1269	239	1508
	F	1167	36	23	2	88	65	9	128	1287	231	1518
Kindergarten 2	MF	3142	98	85	24	214	239	36	311	3477	672	4149
	M	1613	44	44	14	104	120	15	145	1776	323	2099
	F	1529	54	41	10	110	119	21	166	1701	349	2050
Kindergarten 3	MF	2635	77	71	12	224	206	23	296	2953	591	3544
	M	1321	35	35	7	100	107	12	148	1468	297	1765
	F	1314	42	36	5	124	99	11	148	1485	294	1779
Primary Total	MF	31961	826	981	269	1532	1430	470	2141	34944	4666	39610
	M	16520	434	515	151	813	692	236	1077	18084	2354	20438
	F	15441	392	466	118	719	738	234	1064	16860	2312	19172
Year 1	MF	5229	138	153	41	235	221	69	415	5686	815	6501
	M	2681	73	76	28	127	100	32	216	2916	417	3333
	F	2548	65	77	13	108	121	37	199	2770	398	3168
Year 2	MF	5225	158	160	36	254	235	98	388	5737	817	6554
	M	2709	80	90	21	136	114	50	208	2985	423	3408
	F	2516	78	70	15	118	121	48	180	2752	394	3146
Year 3	MF	5298	165	157	49	261	227	79	320	5795	761	6556
	M	2769	97	79	26	144	123	39	155	3031	401	3432
	F	2529	68	78	23	117	104	40	165	2764	360	3124
Year 4	MF	4959	124	195	47	263	232	84	371	5501	774	6275
	M	2528	72	92	29	125	103	51	178	2796	382	3178
	F	2431	52	103	18	138	129	33	193	2705	392	3097
Year 5	MF	5641	124	159	53	257	259	74	325	6131	761	6892
	M	2912	57	85	28	146	126	32	154	3175	365	3540
	F	2729	67	74	25	111	133	42	171	2956	396	3352
Year 6	MF	5609	117	157	43	262	256	66	322	6094	738	6832
	M	2921	55	93	19	135	126	32	166	3181	366	3547
	F	2688	62	64	24	127	130	34	156	2913	372	3285

## 1.9

## ENROLMENT IN SECONDARY AND SIXTH FORM ACCORDING TO RACE AND CITIZENSHIP BY EDUCATION LEVEL AND GENDER, 2017

## 1.9b Secondary and Sixth Form (Pre-University)

Education Level	Gender	Race										
		Malay		Other Indigenous		Chinese		Others		Total		
		C	NC	C	NC	C	NC	C	NC	C	NC	CNC
Secondary and Sixth Form (Pre-University) Total	MF	32375	615	1224	198	1697	1729	423	1731	35719	4273	39992
	M	16419	308	603	98	860	882	221	878	18103	2166	20269
	F	15956	307	621	100	837	847	202	853	17616	2107	19723
Secondary Total	MF	28651	545	1132	191	1339	1410	382	1468	31504	3614	35118
	M	14874	281	565	95	700	732	203	743	16342	1851	18193
	F	13777	264	567	96	639	678	179	725	15162	1763	16925
Year 7	MF	5762	125	222	40	278	273	73	340	6335	778	7113
	M	2991	63	112	22	145	138	38	180	3286	403	3689
	F	2771	62	110	18	133	135	35	160	3049	375	3424
Year 8	MF	5711	113	224	45	251	261	77	327	6263	746	7009
	M	2965	53	105	21	119	122	33	175	3222	371	3593
	F	2746	60	119	24	132	139	44	152	3041	375	3416
Year 9	MF	5568	110	219	38	251	309	83	301	6121	758	6879
	M	2863	64	116	22	130	157	46	153	3155	396	3551
	F	2705	46	103	16	121	152	37	148	2966	362	3328
Year 10	MF	5807	103	235	34	290	306	82	260	6414	703	7117
	M	2996	51	119	16	156	176	41	119	3312	362	3674
	F	2811	52	116	18	134	130	41	141	3102	341	3443
Year 11	MF	5803	94	232	34	269	261	67	240	6371	629	7000
	M	3059	50	113	14	150	139	45	116	3367	319	3686
	F	2744	44	119	20	119	122	22	124	3004	310	3314
Sixth Form (Pre-University) Total	MF	3724	70	92	7	358	319	41	263	4215	659	4874
	M	1545	27	38	3	160	150	18	135	1761	315	2076
	F	2179	43	54	4	198	169	23	128	2454	344	2798
Lower Sixth Form	MF	1956	41	35	0	194	163	16	146	2201	350	2551
	M	828	15	16	0	83	83	6	73	933	171	1104
	F	1128	26	19	0	111	80	10	73	1268	179	1447
Upper Sixth Form	MF	1768	29	57	7	164	156	25	117	2014	309	2323
	M	717	12	22	3	77	67	12	62	828	144	972
	F	1051	17	35	4	87	89	13	55	1186	165	1351

**1.9c Vocational Technical and Higher Education**

Education Level	Gender	Race										
		Malay		Other Indigenous		Chinese		Others		Total		
		C	NC	C	NC	C	NC	C	NC	C	NC	CNC
<b>Vocational Technical and Higher Education Total</b>	<b>MF</b>	<b>14579</b>	<b>221</b>	<b>323</b>	<b>87</b>	<b>718</b>	<b>287</b>	<b>146</b>	<b>246</b>	<b>15766</b>	<b>841</b>	<b>16607</b>
	<b>M</b>	<b>6420</b>	<b>70</b>	<b>163</b>	<b>38</b>	<b>353</b>	<b>90</b>	<b>64</b>	<b>141</b>	<b>7000</b>	<b>339</b>	<b>7339</b>
	<b>F</b>	<b>8159</b>	<b>151</b>	<b>160</b>	<b>49</b>	<b>365</b>	<b>197</b>	<b>82</b>	<b>105</b>	<b>8766</b>	<b>502</b>	<b>9268</b>
<b>Vocational Technical Total</b>	<b>MF</b>	<b>3896</b>	<b>14</b>	<b>243</b>	<b>3</b>	<b>181</b>	<b>56</b>	<b>55</b>	<b>24</b>	<b>4375</b>	<b>97</b>	<b>4472</b>
	<b>M</b>	<b>2143</b>	<b>7</b>	<b>136</b>	<b>3</b>	<b>99</b>	<b>14</b>	<b>29</b>	<b>12</b>	<b>2407</b>	<b>36</b>	<b>2443</b>
	<b>F</b>	<b>1753</b>	<b>7</b>	<b>107</b>	<b>0</b>	<b>82</b>	<b>42</b>	<b>26</b>	<b>12</b>	<b>1968</b>	<b>61</b>	<b>2029</b>
Year 1	MF	2539	12	151	1	120	37	33	21	2843	71	2914
	M	1413	6	93	1	70	11	14	12	1590	30	1620
	F	1126	6	58	0	50	26	19	9	1253	41	1294
Year 2	MF	1299	2	90	2	52	13	21	3	1462	20	1482
	M	690	1	41	2	26	3	14	0	771	6	777
	F	609	1	49	0	26	10	7	3	691	14	705
Year 3	MF	58	0	2	0	9	6	1	0	70	6	76
	M	40	0	2	0	3	0	1	0	46	0	46
	F	18	0	0	0	6	6	0	0	24	6	30
<b>Higher Education Total</b>	<b>MF</b>	<b>10683</b>	<b>207</b>	<b>80</b>	<b>84</b>	<b>537</b>	<b>231</b>	<b>91</b>	<b>222</b>	<b>11391</b>	<b>744</b>	<b>12135</b>
	<b>M</b>	<b>4277</b>	<b>63</b>	<b>27</b>	<b>35</b>	<b>254</b>	<b>76</b>	<b>35</b>	<b>129</b>	<b>4593</b>	<b>303</b>	<b>4896</b>
	<b>F</b>	<b>6406</b>	<b>144</b>	<b>53</b>	<b>49</b>	<b>283</b>	<b>155</b>	<b>56</b>	<b>93</b>	<b>6798</b>	<b>441</b>	<b>7239</b>
Year 1	MF	3721	39	15	43	180	52	30	76	3946	210	4156
	M	1563	15	7	21	89	20	9	41	1668	97	1765
	F	2158	24	8	22	91	32	21	35	2278	113	2391
Year 2	MF	3104	81	19	13	136	60	37	54	3296	208	3504
	M	1265	30	7	5	68	15	14	29	1354	79	1433
	F	1839	51	12	8	68	45	23	25	1942	129	2071
Year 3	MF	2263	32	30	18	123	54	17	53	2433	157	2590
	M	886	7	9	5	58	21	10	30	963	63	1026
	F	1377	25	21	13	65	33	7	23	1470	94	1564
Year 4	MF	1554	55	16	10	98	65	7	38	1675	168	1843
	M	554	11	4	4	39	20	2	28	599	63	662
	F	1000	44	12	6	59	45	5	10	1076	105	1181
Year 5	MF	37	0	0	0	0	0	0	1	37	1	38
	M	7	0	0	0	0	0	0	1	7	1	8
	F	30	0	0	0	0	0	0	0	30	0	30
Year 6	MF	4	0	0	0	0	0	0	0	4	0	4
	M	2	0	0	0	0	0	0	0	2	0	2
	F	2	0	0	0	0	0	0	0	2	0	2

## 1.10

## ENROLMENT IN TECHNICAL VOCATIONAL ACCORDING TO AWARD LEVEL AND GENDER BY MINISTRY/SECTOR AND INSTITUTION, 2017

Sector / Ministry and Institution	HND, AD, Diploma Level 5 or Equivalent			HNC, Diploma Level 4 or Equivalent			BDTVEC ND, Diploma, HNTec, BTEC Level 3 Diploma or Equivalent			NTec, SC3 or Equivalent			City & Guilds			ISQ, SC2			Professional			Bridging Programme			Others			Total			
	MF	M	F	MF	M	F	MF	M	F	MF	M	F	MF	M	F	MF	M	F	MF	M	F	MF	M	F	MF	M	F	MF	M	F	
<b>Total</b>	<b>237</b>	<b>134</b>	<b>103</b>	<b>86</b>	<b>28</b>	<b>58</b>	<b>2350</b>	<b>1236</b>	<b>1114</b>	<b>1113</b>	<b>617</b>	<b>496</b>	<b>137</b>	<b>70</b>	<b>67</b>	<b>249</b>	<b>215</b>	<b>34</b>	<b>45</b>	<b>9</b>	<b>36</b>	<b>175</b>	<b>103</b>	<b>72</b>	<b>80</b>	<b>31</b>	<b>49</b>	<b>4472</b>	<b>2443</b>	<b>2029</b>	
<b>MoE</b>	<b>38</b>	<b>34</b>	<b>4</b>	<b>0</b>	<b>0</b>	<b>0</b>	<b>2062</b>	<b>1076</b>	<b>986</b>	<b>1100</b>	<b>609</b>	<b>491</b>	<b>0</b>	<b>0</b>	<b>0</b>	<b>249</b>	<b>215</b>	<b>34</b>	<b>0</b>	<b>0</b>	<b>0</b>	<b>0</b>	<b>0</b>	<b>0</b>	<b>0</b>	<b>0</b>	<b>0</b>	<b>0</b>	<b>3449</b>	<b>1934</b>	<b>1515</b>
IBTE Kampus Sultan Saiful Rijal	0	0	0	0	0	0	583	306	277	229	92	137	0	0	0	0	0	0	0	0	0	0	0	0	0	0	0	0	812	398	414
IBTE Kampus Jefri Bolkihah	38	34	4	0	0	0	236	154	82	0	0	0	0	0	0	0	0	0	0	0	0	0	0	0	0	0	0	0	274	188	86
IBTE Kampus Mekanikal	0	0	0	0	0	0	135	114	21	186	160	26	0	0	0	249	215	34	0	0	0	0	0	0	0	0	0	0	570	489	81
IBTE Kampus Bisnes	0	0	0	0	0	0	405	129	276	155	62	93	0	0	0	0	0	0	0	0	0	0	0	0	0	0	0	0	560	191	369
IBTE Kampus Nakhoda Ragam	0	0	0	0	0	0	270	157	113	152	102	50	0	0	0	0	0	0	0	0	0	0	0	0	0	0	0	0	422	259	163
IBTE Kampus Sultan Bolkihah	0	0	0	0	0	0	206	101	105	249	146	103	0	0	0	0	0	0	0	0	0	0	0	0	0	0	0	0	455	247	208
IBTE Kampus Agro-Teknologi	0	0	0	0	0	0	227	115	112	129	47	82	0	0	0	0	0	0	0	0	0	0	0	0	0	0	0	0	356	162	194
<b>MoCYS</b>	<b>0</b>	<b>0</b>	<b>0</b>	<b>0</b>	<b>0</b>	<b>0</b>	<b>0</b>	<b>0</b>	<b>0</b>	<b>0</b>	<b>0</b>	<b>0</b>	<b>137</b>	<b>70</b>	<b>67</b>	<b>0</b>	<b>0</b>	<b>0</b>	<b>0</b>	<b>0</b>	<b>0</b>	<b>0</b>	<b>0</b>	<b>0</b>	<b>0</b>	<b>37</b>	<b>13</b>	<b>24</b>	<b>174</b>	<b>83</b>	<b>91</b>
Pusat Pembangunan Belia	0	0	0	0	0	0	0	0	0	0	0	0	137	70	67	0	0	0	0	0	0	0	0	0	0	37	13	24	174	83	91
<b>PMO</b>	<b>0</b>	<b>0</b>	<b>0</b>	<b>0</b>	<b>0</b>	<b>0</b>	<b>0</b>	<b>0</b>	<b>0</b>	<b>0</b>	<b>0</b>	<b>0</b>	<b>0</b>	<b>0</b>	<b>0</b>	<b>0</b>	<b>0</b>	<b>0</b>	<b>0</b>	<b>0</b>	<b>0</b>	<b>0</b>	<b>0</b>	<b>0</b>	<b>0</b>	<b>43</b>	<b>18</b>	<b>25</b>	<b>43</b>	<b>18</b>	<b>25</b>
Pusat Latihan Kesenian dan Pertukangan Tangan Brunei	0	0	0	0	0	0	0	0	0	0	0	0	0	0	0	0	0	0	0	0	0	0	0	0	0	43	18	25	43	18	25
<b>PRIVATE (BPS)</b>	<b>199</b>	<b>100</b>	<b>99</b>	<b>86</b>	<b>28</b>	<b>58</b>	<b>288</b>	<b>160</b>	<b>128</b>	<b>13</b>	<b>8</b>	<b>5</b>	<b>0</b>	<b>0</b>	<b>0</b>	<b>0</b>	<b>0</b>	<b>0</b>	<b>45</b>	<b>9</b>	<b>36</b>	<b>175</b>	<b>103</b>	<b>72</b>	<b>0</b>	<b>0</b>	<b>0</b>	<b>806</b>	<b>408</b>	<b>398</b>	
Cosmopolitan College Commerce & Technology	82	39	43	0	0	0	158	86	72	0	0	0	0	0	0	0	0	0	0	0	0	84	47	37	0	0	0	324	172	152	
Micronet International College School	64	38	26	0	0	0	75	47	28	13	8	5	0	0	0	0	0	0	0	0	0	46	32	14	0	0	0	198	125	73	
KEMUDA Institute	53	23	30	0	0	0	55	27	28	0	0	0	0	0	0	0	0	0	0	0	0	45	24	21	0	0	0	153	74	79	
BICPA-FTMS Accountancy Academy	0	0	0	86	28	58	0	0	0	0	0	0	0	0	0	0	0	0	45	9	36	0	0	0	0	0	0	131	37	94	

**GRADUATES IN TECHNICAL VOCATIONAL ACCORDING TO AWARD LEVEL AND GENDER, BY MINISTRY/SECTOR AND INSTITUTION, 2017**

Sector / Ministry and Institution	HND, AD, Diploma Level 5 or Equivalent			HNC, Diploma Level 4 or Equivalent			BDTVEC ND, Diploma, HNTec, BTEC Level 3 Diploma or Equivalent			NTec, SC3 or Equivalent			City & Guilds			ISQ, SC2			Professional			Bridging Programme			Others			Total				
	MF	M	F	MF	M	F	MF	M	F	MF	M	F	MF	M	F	MF	M	F	MF	M	F	MF	M	F	MF	M	F	MF	M	F		
<b>Total</b>	<b>75</b>	<b>33</b>	<b>42</b>	<b>0</b>	<b>0</b>	<b>0</b>	<b>1363</b>	<b>724</b>	<b>639</b>	<b>612</b>	<b>312</b>	<b>300</b>	<b>210</b>	<b>100</b>	<b>110</b>	<b>316</b>	<b>242</b>	<b>74</b>	<b>0</b>	<b>0</b>	<b>0</b>	<b>235</b>	<b>119</b>	<b>116</b>	<b>32</b>	<b>10</b>	<b>22</b>	<b>2843</b>	<b>1540</b>	<b>1303</b>		
<b>MoE</b>	<b>0</b>	<b>0</b>	<b>0</b>	<b>0</b>	<b>0</b>	<b>0</b>	<b>1012</b>	<b>561</b>	<b>451</b>	<b>488</b>	<b>248</b>	<b>240</b>	<b>0</b>	<b>0</b>	<b>0</b>	<b>276</b>	<b>221</b>	<b>55</b>	<b>0</b>	<b>0</b>	<b>0</b>	<b>0</b>	<b>0</b>	<b>0</b>	<b>0</b>	<b>0</b>	<b>0</b>	<b>0</b>	<b>0</b>	<b>1776</b>	<b>1030</b>	<b>746</b>
IBTE Kampus Sultan Saiful Rijal	0	0	0	0	0	0	263	150	113	101	44	57	0	0	0	0	0	0	0	0	0	0	0	0	0	0	0	0	364	194	170	
IBTE Kampus Jefri Bolkihah	0	0	0	0	0	0	229	156	73	0	0	0	0	0	0	0	0	0	0	0	0	0	0	0	0	0	0	0	229	156	73	
IBTE Kampus Mekanikal	0	0	0	0	0	0	58	45	13	109	85	24	0	0	0	268	215	53	0	0	0	0	0	0	0	0	0	0	435	345	90	
IBTE Kampus Bisnes	0	0	0	0	0	0	169	54	115	125	39	86	0	0	0	0	0	0	0	0	0	0	0	0	0	0	0	0	294	93	201	
IBTE Kampus Nakhoda Ragam	0	0	0	0	0	0	124	82	42	1	1	0	0	0	0	8	6	2	0	0	0	0	0	0	0	0	0	0	133	89	44	
IBTE Kampus Sultan Bolkihah	0	0	0	0	0	0	100	50	50	79	38	41	0	0	0	0	0	0	0	0	0	0	0	0	0	0	0	0	179	88	91	
IBTE Kampus Agro-Teknologi	0	0	0	0	0	0	69	24	45	73	41	32	0	0	0	0	0	0	0	0	0	0	0	0	0	0	0	0	142	65	77	
<b>MoCYS</b>	<b>0</b>	<b>0</b>	<b>0</b>	<b>0</b>	<b>0</b>	<b>0</b>	<b>0</b>	<b>0</b>	<b>0</b>	<b>0</b>	<b>0</b>	<b>0</b>	<b>210</b>	<b>100</b>	<b>110</b>	<b>0</b>	<b>0</b>	<b>0</b>	<b>0</b>	<b>0</b>	<b>0</b>	<b>0</b>	<b>0</b>	<b>0</b>	<b>32</b>	<b>10</b>	<b>22</b>	<b>242</b>	<b>110</b>	<b>132</b>		
Pusat Pembangunan Belia	0	0	0	0	0	0	0	0	0	0	0	0	210	100	110	0	0	0	0	0	0	0	0	0	32	10	22	242	110	132		
<b>PMO</b>	<b>0</b>	<b>0</b>	<b>0</b>	<b>0</b>	<b>0</b>	<b>0</b>	<b>0</b>	<b>0</b>	<b>0</b>	<b>0</b>	<b>0</b>	<b>0</b>	<b>0</b>	<b>0</b>	<b>0</b>	<b>0</b>	<b>0</b>	<b>0</b>	<b>0</b>	<b>0</b>	<b>0</b>	<b>0</b>	<b>0</b>	<b>0</b>	<b>0</b>	<b>0</b>	<b>0</b>	<b>0</b>	<b>0</b>	<b>0</b>	<b>0</b>	
Pusat Latihan Kesenian dan Pertukangan Tangan Brunei	0	0	0	0	0	0	0	0	0	0	0	0	0	0	0	0	0	0	0	0	0	0	0	0	0	0	0	0	0	0	0	
<b>Private (BPS)</b>	<b>75</b>	<b>33</b>	<b>42</b>	<b>0</b>	<b>0</b>	<b>0</b>	<b>351</b>	<b>163</b>	<b>188</b>	<b>124</b>	<b>64</b>	<b>60</b>	<b>0</b>	<b>0</b>	<b>0</b>	<b>40</b>	<b>21</b>	<b>19</b>	<b>0</b>	<b>0</b>	<b>0</b>	<b>235</b>	<b>119</b>	<b>116</b>	<b>0</b>	<b>0</b>	<b>0</b>	<b>825</b>	<b>400</b>	<b>425</b>		
Cosmopolitan College Commerce & Technology	46	17	29	0	0	0	192	79	113	54	28	26	0	0	0	11	8	3	0	0	0	97	47	50	0	0	0	400	179	221		
Micronet International College School	28	16	12	0	0	0	143	80	63	70	36	34	0	0	0	29	13	16	0	0	0	101	52	49	0	0	0	371	197	174		
KEMUDA Institute	1	0	1	0	0	0	16	4	12	0	0	0	0	0	0	0	0	0	0	0	0	37	20	17	0	0	0	54	24	30		
BICPA-FTMS Accountancy Academy	0	0	0	0	0	0	0	0	0	0	0	0	0	0	0	0	0	0	0	0	0	0	0	0	0	0	0	0	0	0	0	

Field of Education	Doctor of Philosophy			Master's Degree			Postgraduate Diploma / Certificate			Bachelor's Degree			Higher National Diploma, Advanced Diploma			Higher National Certificate			ND, Diploma, HNTec			Skill Certificates			Certificates			Total			
	MF	M	F	MF	M	F	MF	M	F	MF	M	F	MF	M	F	MF	M	F	MF	M	F	MF	M	F	MF	M	F	MF	M	F	
<b>Total</b>	255	103	152	828	238	590	43	7	36	7445	2871	4574	2785	1344	1441	339	97	242	282	157	125	47	28	19	111	51	60	12135	4896	7239	
<b>Education</b>	65	18	47	251	64	187	31	3	28	397	140	257	270	101	169	0	0	0	0	0	0	0	0	0	0	0	0	0	1014	326	688
Teacher Training	65	18	47	251	64	187	31	3	28	397	140	257	270	101	169	0	0	0	0	0	0	0	0	0	0	0	0	0	1014	326	688
Education Science	0	0	0	0	0	0	0	0	0	0	0	0	0	0	0	0	0	0	0	0	0	0	0	0	0	0	0	0	0	0	0
<b>Arts and Humanities</b>	84	37	47	135	50	85	0	0	0	2112	744	1368	8	6	2	4	2	2	98	50	48	0	0	0	0	0	0	2441	889	1552	
Arts and Humanities	84	37	47	135	50	85	0	0	0	2112	744	1368	8	6	2	4	2	2	98	50	48	0	0	0	0	0	0	2441	889	1552	
<b>Social and Behavioural Sciences</b>	15	7	8	17	4	13	0	0	0	0	0	0	0	0	0	0	0	0	0	0	0	0	0	0	0	0	0	32	11	21	
Social and Behavioural Sciences	15	7	8	17	4	13	0	0	0	x <sup>(i)</sup>	x <sup>(i)</sup>	x <sup>(i)</sup>	0	0	0	0	0	0	0	0	0	0	0	0	0	0	0	32	11	21	
<b>Business, Administration and Law</b>	11	8	3	260	79	181	12	4	8	2083	706	1377	737	285	452	0	0	0	100	54	46	47	28	19	0	0	0	3250	1164	2086	
Business and Administration	9	6	3	257	78	179	0	0	0	1834	660	1174	639	251	388	0	0	0	100	54	46	47	28	19	0	0	0	2886	1077	1809	
Law	2	2	0	3	1	2	12	4	8	249	46	203	98	34	64	0	0	0	0	0	0	0	0	0	0	0	0	364	87	277	
<b>Sciences</b>	28	12	16	55	11	44	0	0	0	1297	474	823	0	0	0	0	0	0	0	0	0	0	0	0	0	0	0	1380	497	883	
Life Sciences	14	4	10	18	2	16	0	0	0	1297	474	823	0	0	0	0	0	0	0	0	0	0	0	0	0	0	0	1329	480	849	
Physical Sciences	13	7	6	31	7	24	0	0	0	x <sup>(ii)</sup>	x <sup>(ii)</sup>	x <sup>(ii)</sup>	0	0	0	0	0	0	0	0	0	0	0	0	0	0	44	14	30		
Mathematics and Statistics	1	1	0	6	2	4	0	0	0	x <sup>(ii)</sup>	x <sup>(ii)</sup>	x <sup>(ii)</sup>	0	0	0	0	0	0	0	0	0	0	0	0	0	0	7	3	4		
<b>Information and Communication Technologies</b>	9	6	3	21	10	11	0	0	0	522	317	205	621	381	240	1	1	0	72	47	25	0	0	0	28	14	14	1274	776	498	
Computing	9	6	3	21	10	11	0	0	0	403	238	165	153	104	49	1	1	0	72	47	25	0	0	0	0	0	0	659	406	253	
Information and Communication Technologies	0	0	0	0	0	0	0	0	0	119	79	40	468	277	191	0	0	0	0	0	0	0	0	0	28	14	14	615	370	245	

Note:

x<sup>(i)</sup> included in the total number Bachelor's Degree of Humanitiesx<sup>(ii)</sup> included in the total number Bachelor's Degree of Life Science

Field of Education	Doctor of Philosophy			Master's Degree			Postgraduate Diploma / Certificate			Bachelor's Degree			Higher National Diploma, Advanced Diploma			Higher National Certificate			ND, Diploma, HNTec			Skill Certificates			Certificates			Total					
	MF	M	F	MF	M	F	MF	M	F	MF	M	F	MF	M	F	MF	M	F	MF	M	F	MF	M	F	MF	M	F	MF	M	F	MF	M	F
<b>Engineering, Manufacturing and Construction</b>	<b>24</b>	<b>11</b>	<b>13</b>	<b>31</b>	<b>8</b>	<b>23</b>	<b>0</b>	<b>0</b>	<b>0</b>	<b>727</b>	<b>402</b>	<b>325</b>	<b>834</b>	<b>424</b>	<b>410</b>	<b>0</b>	<b>0</b>	<b>0</b>	<b>0</b>	<b>0</b>	<b>0</b>	<b>0</b>	<b>0</b>	<b>0</b>	<b>0</b>	<b>0</b>	<b>0</b>	<b>0</b>	<b>0</b>	<b>0</b>	<b>1616</b>	<b>845</b>	<b>771</b>
Engineering and Engineering Trades	22	11	11	20	5	15	0	0	0	608	355	253	571	299	272	0	0	0	0	0	0	0	0	0	0	0	0	0	0	0	1221	670	551
Architecture and Building Engineering	2	0	2	11	3	8	0	0	0	107	46	61	263	125	138	0	0	0	0	0	0	0	0	0	0	0	0	0	0	0	383	174	209
Manufacturing and Processing Engineering	0	0	0	0	0	0	0	0	0	12	1	11	0	0	0	0	0	0	0	0	0	0	0	0	0	0	0	0	0	0	12	1	11
Science and Engineering	0	0	0	0	0	0	0	0	0	0	0	0	0	0	0	0	0	0	0	0	0	0	0	0	0	0	0	0	0	0	0	0	0
<b>Health and Welfare</b>	<b>19</b>	<b>4</b>	<b>15</b>	<b>58</b>	<b>12</b>	<b>46</b>	<b>0</b>	<b>0</b>	<b>0</b>	<b>307</b>	<b>88</b>	<b>219</b>	<b>8</b>	<b>0</b>	<b>8</b>	<b>334</b>	<b>94</b>	<b>240</b>	<b>0</b>	<b>0</b>	<b>0</b>	<b>0</b>	<b>0</b>	<b>0</b>	<b>0</b>	<b>0</b>	<b>0</b>	<b>0</b>	<b>0</b>	<b>0</b>	<b>726</b>	<b>198</b>	<b>528</b>
Health	19	4	15	44	11	33	0	0	0	307	88	219	8	0	8	334	94	240	0	0	0	0	0	0	0	0	0	0	0	0	712	197	515
Social Care	0	0	0	14	1	13	0	0	0	0	0	0	0	0	0	0	0	0	0	0	0	0	0	0	0	0	0	0	0	0	14	1	13
<b>Services</b>	<b>0</b>	<b>0</b>	<b>0</b>	<b>0</b>	<b>0</b>	<b>0</b>	<b>0</b>	<b>0</b>	<b>0</b>	<b>0</b>	<b>0</b>	<b>0</b>	<b>29</b>	<b>10</b>	<b>19</b>	<b>0</b>	<b>0</b>	<b>0</b>	<b>12</b>	<b>6</b>	<b>6</b>	<b>0</b>	<b>0</b>	<b>0</b>	<b>0</b>	<b>0</b>	<b>0</b>	<b>41</b>	<b>16</b>	<b>25</b>			
Hospitality	0	0	0	0	0	0	0	0	0	0	0	0	29	10	19	0	0	0	12	6	6	0	0	0	0	0	0	0	0	0	41	16	25
<b>Bridging and Foundation Programmes</b>	<b>0</b>	<b>0</b>	<b>0</b>	<b>0</b>	<b>0</b>	<b>0</b>	<b>0</b>	<b>0</b>	<b>0</b>	<b>0</b>	<b>0</b>	<b>0</b>	<b>278</b>	<b>137</b>	<b>141</b>	<b>0</b>	<b>0</b>	<b>0</b>	<b>0</b>	<b>0</b>	<b>0</b>	<b>0</b>	<b>0</b>	<b>0</b>	<b>83</b>	<b>37</b>	<b>46</b>	<b>361</b>	<b>174</b>	<b>187</b>			
BA Common Year 1	0	0	0	0	0	0	0	0	0	0	0	0	0	0	0	0	0	0	0	0	0	0	0	0	0	0	0	0	0	0	0	0	0
University Bridging	0	0	0	0	0	0	0	0	0	0	0	0	205	95	110	0	0	0	0	0	0	0	0	0	0	0	0	0	0	0	205	95	110
Foundation Degree in Process Engineering	0	0	0	0	0	0	0	0	0	0	0	0	0	0	0	0	0	0	0	0	0	0	0	0	0	0	0	0	0	0	0	0	0
Foundation Degree in Mechanical Engineering	0	0	0	0	0	0	0	0	0	0	0	0	0	0	0	0	0	0	0	0	0	0	0	0	0	0	0	0	0	0	0	0	0
Foundation in Business	0	0	0	0	0	0	0	0	0	0	0	0	44	18	26	0	0	0	0	0	0	0	0	0	0	0	0	0	0	0	44	18	26
Foundation in Information Technology	0	0	0	0	0	0	0	0	0	0	0	0	29	24	5	0	0	0	0	0	0	0	0	0	0	0	0	0	0	0	29	24	5
University Foundation Course	0	0	0	0	0	0	0	0	0	0	0	0	0	0	0	0	0	0	0	0	0	0	0	0	73	32	41	73	32	41			
Bridging English Course	0	0	0	0	0	0	0	0	0	0	0	0	0	0	0	0	0	0	0	0	0	0	0	0	10	5	5	10	5	5			

Note:

HNC includes Diploma Level 4, Certificate

Computing includes ICT



Field of Education	Doctor of Philosophy			Master's Degree			Postgraduate Diploma / Certificate			Bachelor's Degree			Higher National Diploma, Advanced Diploma			Higher National Certificate			ND, Diploma, HNTec			SCs			Certificates			Total			
	MF	M	F	MF	M	F	MF	M	F	MF	M	F	MF	M	F	MF	M	F	MF	M	F	MF	M	F	MF	M	F	MF	M	F	
<b>Total</b>	<b>37</b>	<b>22</b>	<b>15</b>	<b>468</b>	<b>111</b>	<b>357</b>	<b>58</b>	<b>19</b>	<b>39</b>	<b>1541</b>	<b>562</b>	<b>979</b>	<b>561</b>	<b>250</b>	<b>311</b>	<b>4</b>	<b>3</b>	<b>1</b>	<b>302</b>	<b>161</b>	<b>141</b>	<b>183</b>	<b>100</b>	<b>83</b>	<b>135</b>	<b>59</b>	<b>76</b>	<b>3289</b>	<b>1287</b>	<b>2002</b>	
<b>Education</b>	<b>5</b>	<b>3</b>	<b>2</b>	<b>179</b>	<b>30</b>	<b>149</b>	<b>38</b>	<b>11</b>	<b>27</b>	<b>103</b>	<b>42</b>	<b>61</b>	<b>125</b>	<b>48</b>	<b>77</b>	<b>0</b>	<b>0</b>	<b>0</b>	<b>0</b>	<b>0</b>	<b>0</b>	<b>0</b>	<b>0</b>	<b>0</b>	<b>0</b>	<b>0</b>	<b>0</b>	<b>0</b>	<b>450</b>	<b>134</b>	<b>316</b>
Teacher Training	5	3	2	179	30	149	38	11	27	103	42	61	125	48	77	0	0	0	0	0	0	0	0	0	0	0	0	0	450	134	316
Education Science	0	0	0	0	0	0	0	0	0	0	0	0	0	0	0	0	0	0	0	0	0	0	0	0	0	0	0	0	0	0	0
<b>Arts and Humanities</b>	<b>14</b>	<b>10</b>	<b>4</b>	<b>62</b>	<b>17</b>	<b>45</b>	<b>14</b>	<b>7</b>	<b>7</b>	<b>412</b>	<b>124</b>	<b>288</b>	<b>2</b>	<b>1</b>	<b>1</b>	<b>0</b>	<b>0</b>	<b>0</b>	<b>33</b>	<b>13</b>	<b>20</b>	<b>0</b>	<b>0</b>	<b>0</b>	<b>12</b>	<b>3</b>	<b>9</b>	<b>549</b>	<b>175</b>	<b>374</b>	
Arts and Humanities	14	10	4	62	17	45	14	7	7	412	124	288	2	1	1	0	0	0	33	13	20	0	0	0	12	3	9	549	175	374	
<b>Social Sciences</b>	<b>0</b>	<b>0</b>	<b>0</b>	<b>9</b>	<b>4</b>	<b>5</b>	<b>0</b>	<b>0</b>	<b>0</b>	<b>0</b>	<b>0</b>	<b>0</b>	<b>0</b>	<b>0</b>	<b>0</b>	<b>0</b>	<b>0</b>	<b>0</b>	<b>0</b>	<b>0</b>	<b>0</b>	<b>0</b>	<b>0</b>	<b>0</b>	<b>0</b>	<b>0</b>	<b>0</b>	<b>0</b>	<b>9</b>	<b>4</b>	<b>5</b>
Social and Behavioural Sciences	0	0	0	9	4	5	0	0	0	x <sup>(i)</sup>	x <sup>(i)</sup>	x <sup>(i)</sup>	0	0	0	0	0	0	0	0	0	0	0	0	0	0	0	0	9	4	5
<b>Business, Administration and Law</b>	<b>2</b>	<b>1</b>	<b>1</b>	<b>154</b>	<b>38</b>	<b>116</b>	<b>6</b>	<b>1</b>	<b>5</b>	<b>430</b>	<b>142</b>	<b>288</b>	<b>117</b>	<b>57</b>	<b>60</b>	<b>0</b>	<b>0</b>	<b>0</b>	<b>127</b>	<b>59</b>	<b>68</b>	<b>110</b>	<b>51</b>	<b>59</b>	<b>11</b>	<b>8</b>	<b>3</b>	<b>957</b>	<b>357</b>	<b>600</b>	
Business Administration, Finance, Accounting, Management, Public Policy Law	2	1	1	149	37	112	0	0	0	412	135	277	117	57	60	0	0	0	127	59	68	110	51	59	0	0	0	917	340	577	
	0	0	0	5	1	4	6	1	5	18	7	11	0	0	0	0	0	0	0	0	0	0	0	0	11	8	3	40	17	23	
<b>Science</b>	<b>11</b>	<b>3</b>	<b>8</b>	<b>10</b>	<b>3</b>	<b>7</b>	<b>0</b>	<b>0</b>	<b>0</b>	<b>228</b>	<b>76</b>	<b>152</b>	<b>0</b>	<b>0</b>	<b>0</b>	<b>0</b>	<b>0</b>	<b>0</b>	<b>0</b>	<b>0</b>	<b>0</b>	<b>0</b>	<b>0</b>	<b>0</b>	<b>0</b>	<b>0</b>	<b>0</b>	<b>249</b>	<b>82</b>	<b>167</b>	
Life Sciences	6	1	5	4	1	3	0	0	0	228	76	152	0	0	0	0	0	0	0	0	0	0	0	0	0	0	0	238	78	160	
Physical Sciences	5	2	3	4	2	2	0	0	0	x <sup>(ii)</sup>	x <sup>(ii)</sup>	x <sup>(ii)</sup>	0	0	0	0	0	0	0	0	0	0	0	0	0	0	0	9	4	5	
Mathematics and Statistics	0	0	0	2	0	2	0	0	0	x <sup>(ii)</sup>	x <sup>(ii)</sup>	x <sup>(ii)</sup>	0	0	0	0	0	0	0	0	0	0	0	0	0	0	2	0	2		
<b>Information and Communication Technologies</b>	<b>3</b>	<b>3</b>	<b>0</b>	<b>5</b>	<b>1</b>	<b>4</b>	<b>0</b>	<b>0</b>	<b>0</b>	<b>107</b>	<b>57</b>	<b>50</b>	<b>97</b>	<b>54</b>	<b>43</b>	<b>4</b>	<b>3</b>	<b>1</b>	<b>130</b>	<b>83</b>	<b>47</b>	<b>73</b>	<b>49</b>	<b>24</b>	<b>41</b>	<b>17</b>	<b>24</b>	<b>460</b>	<b>267</b>	<b>193</b>	
Computing	3	3	0	5	1	4	0	0	0	59	29	30	76	45	31	4	3	1	57	37	20	0	0	0	0	0	0	204	118	86	
Information Technology	0	0	0	0	0	0	0	0	0	48	28	20	21	9	12	0	0	0	73	46	27	73	49	24	41	17	24	256	149	107	

**Note:**

\* - Graduates from local Higher Education institutions only.

x<sup>(i)</sup> included in the total number Bachelor's Degree of Arts and Humanitiesx<sup>(ii)</sup> - included in the total number Bachelor's Degree of Life Science

SCs - include Skill Certificate 2 and Skill Certificate 3

Field of Education	Doctor of Philosophy			Master's Degree			Postgraduate Diploma / Certificate			Bachelor's Degree			Higher National Diploma, Advanced Diploma			Higher National Certificate			ND, Diploma, HNTec			SCs			Certificates			Total					
	MF	M	F	MF	M	F	MF	M	F	MF	M	F	MF	M	F	MF	M	F	MF	M	F	MF	M	F	MF	M	F	MF	M	F	MF	M	F
<b>Engineering, Manufacturing and Construction</b>	0	0	0	30	14	16	0	0	0	195	104	91	119	62	57	0	0	0	0	0	0	0	0	0	0	0	0	0	0	0	344	180	164
Engineering and Engineering Trades	0	0	0	24	12	12	0	0	0	176	96	80	61	44	17	0	0	0	0	0	0	0	0	0	0	0	0	0	0	0	261	152	109
Architecture and Building Engineering	0	0	0	6	2	4	0	0	0	19	8	11	0	0	0	0	0	0	0	0	0	0	0	0	0	0	0	0	0	0	25	10	15
Manufacturing and Processing Engineering	0	0	0	0	0	0	0	0	0	0	0	0	58	18	40	0	0	0	0	0	0	0	0	0	0	0	0	0	0	0	58	18	40
Building and Construction	0	0	0	0	0	0	0	0	0	0	0	0	0	0	0	0	0	0	0	0	0	0	0	0	0	0	0	0	0	0	0	0	0
Science and Engineering	0	0	0	0	0	0	0	0	0	0	0	0	0	0	0	0	0	0	0	0	0	0	0	0	0	0	0	0	0	0	0	0	0
<b>Agriculture</b>	0	0	0	0	0	0	0	0	0	0	0	0	0	0	0	0	0	0	0	0	0	0	0	0	0	0	0	0	0	0	0	0	0
Agriculture, Forestry and Fishery	0	0	0	0	0	0	0	0	0	0	0	0	0	0	0	0	0	0	0	0	0	0	0	0	0	0	0	0	0	0	0	0	0
Veterinary	0	0	0	0	0	0	0	0	0	0	0	0	0	0	0	0	0	0	0	0	0	0	0	0	0	0	0	0	0	0	0	0	0
<b>Health and Welfare</b>	2	2	0	19	4	15	0	0	0	66	17	49	75	18	57	0	0	0	0	0	0	0	0	0	0	0	0	0	0	0	162	41	121
Health	2	2	0	14	3	11	0	0	0	66	17	49	75	18	57	0	0	0	0	0	0	0	0	0	0	0	0	0	0	0	157	40	117
Social Care	0	0	0	5	1	4	0	0	0	0	0	0	0	0	0	0	0	0	0	0	0	0	0	0	0	0	0	0	0	0	5	1	4
<b>Services</b>	0	0	0	0	0	0	0	0	0	0	0	0	26	10	16	0	0	0	12	6	6	0	0	0	0	0	0	0	0	0	38	16	22
Hospitality	0	0	0	0	0	0	0	0	0	0	0	0	26	10	16	0	0	0	12	6	6	0	0	0	0	0	0	0	0	0	38	16	22
Transport Services	0	0	0	0	0	0	0	0	0	0	0	0	0	0	0	0	0	0	0	0	0	0	0	0	0	0	0	0	0	0	0	0	0
<b>Bridging and Foundation Programmes / Non Graduating Programmes</b>	0	0	0	0	0	0	0	0	0	0	0	0	0	0	0	0	0	0	0	0	0	0	0	0	71	31	40	71	31	40	71	31	40
BA Common Year 1	0	0	0	0	0	0	0	0	0	0	0	0	0	0	0	0	0	0	0	0	0	0	0	0	0	0	0	0	0	0	0	0	0
University Foundation Course	0	0	0	0	0	0	0	0	0	0	0	0	0	0	0	0	0	0	0	0	0	0	0	0	71	31	40	71	31	40	71	31	40

**Note:**

\* - Graduates from local Higher Education institutions only.

**NUMBER OF TEACHERS/INSTRUCTORS ACCORDING TO EDUCATION LEVEL AND GENDER BY NATIONALITY, ACADEMIC QUALIFICATION, AND TERM OF SERVICE, 2017**

Categories	Education Level																							
	Pre-Primary (Pre school)			Primary			Secondary						Sixth Form (Pre-University)			Vocational Technical			Higher Education			Total		
	MF	M	F	MF	M	F	Year 7 & 8			Year 9, 10 & 11			MF	M	F	MF	M	F	MF	M	F	MF	M	F
							MF	M	F	MF	M	F												
<b>Nationality</b>	<b>856</b>	<b>34</b>	<b>822</b>	<b>3890</b>	<b>876</b>	<b>3014</b>	<b>1397</b>	<b>377</b>	<b>1020</b>	<b>2515</b>	<b>771</b>	<b>1744</b>	<b>644</b>	<b>218</b>	<b>426</b>	<b>545</b>	<b>235</b>	<b>310</b>	<b>839</b>	<b>450</b>	<b>389</b>	<b>10686</b>	<b>2961</b>	<b>7725</b>
Citizen	607	9	598	3276	714	2562	1193	281	912	2167	636	1531	543	146	397	462	190	272	555	215	340	8803	2191	6612
Non-Citizens	249	25	224	614	162	452	204	96	108	348	135	213	101	72	29	83	45	38	284	235	49	1883	770	1113
<b>Academic Qualification</b>	<b>856</b>	<b>34</b>	<b>822</b>	<b>3890</b>	<b>876</b>	<b>3014</b>	<b>1397</b>	<b>377</b>	<b>1020</b>	<b>2515</b>	<b>771</b>	<b>1744</b>	<b>644</b>	<b>218</b>	<b>426</b>	<b>545</b>	<b>235</b>	<b>310</b>	<b>839</b>	<b>450</b>	<b>389</b>	<b>10686</b>	<b>2961</b>	<b>7725</b>
Ph.D.	0	0	0	3	0	3	3	0	3	17	12	5	8	7	1	4	2	2	392	264	128	427	285	142
Master's Degree	60	8	52	386	56	330	239	67	172	427	112	315	299	84	215	116	49	67	315	126	189	1842	502	1340
Post Graduate	0	0	0	0	0	0	0	0	0	0	0	0	0	0	0	8	3	5	1	1	0	9	4	5
MBBS	0	0	0	0	0	0	0	0	0	0	0	0	0	0	0	0	0	0	0	0	0	0	0	0
Bachelor's Degree	243	20	223	1673	407	1266	941	260	681	1841	556	1285	333	126	207	256	109	147	129	57	72	5416	1535	3881
HND, Advanced Diploma	109	1	108	500	137	363	97	20	77	144	55	89	2	1	1	114	49	65	0	0	0	966	263	703
HNC, Certificates	19	1	18	70	12	58	14	2	12	13	4	9	2	0	2	3	3	0	0	0	0	121	22	99
City & Guilds, OND, ONC	7	0	7	24	4	20	6	1	5	4	1	3	0	0	0	3	2	1	0	0	0	44	8	36
National Diploma	74	1	73	469	126	343	25	6	19	23	9	14	0	0	0	11	8	3	0	0	0	602	150	452
Ntec, SC	39	2	37	256	64	192	40	12	28	21	9	12	0	0	0	4	3	1	2	2	0	362	92	270
BCGCE 'A' Level	68	1	67	165	27	138	16	3	13	10	5	5	0	0	0	6	2	4	0	0	0	265	38	227
BCGCE 'O' Level	193	0	193	299	40	259	11	3	8	6	6	0	0	0	0	12	3	9	0	0	0	521	52	469
BJCE, PMB, LCE, SRP	36	0	36	24	2	22	1	1	0	6	1	5	0	0	0	6	2	4	0	0	0	73	6	67
Others	8	0	8	21	1	20	4	2	2	3	1	2	0	0	0	2	0	2	0	0	0	38	4	34
<b>Trained and Untrained</b>	<b>856</b>	<b>34</b>	<b>822</b>	<b>3890</b>	<b>876</b>	<b>3014</b>	<b>1397</b>	<b>377</b>	<b>1020</b>	<b>2515</b>	<b>771</b>	<b>1744</b>	<b>644</b>	<b>218</b>	<b>426</b>	<b>545</b>	<b>235</b>	<b>310</b>	<b>839</b>	<b>450</b>	<b>389</b>	<b>10686</b>	<b>2961</b>	<b>7725</b>
Trained Teachers	506	30	476	3320	798	2522	1287	344	943	2327	716	1611	627	212	415	347	142	205	526	261	265	8940	2503	6437
Untrained Teachers	350	4	346	570	78	492	110	33	77	188	55	133	17	6	11	198	93	105	313	189	124	1746	458	1288
<b>Term of Service (For Government School Only)</b>	<b>856</b>	<b>34</b>	<b>822</b>	<b>3890</b>	<b>876</b>	<b>3014</b>	<b>1397</b>	<b>377</b>	<b>1020</b>	<b>2515</b>	<b>771</b>	<b>1744</b>	<b>644</b>	<b>218</b>	<b>426</b>	<b>545</b>	<b>235</b>	<b>310</b>	<b>839</b>	<b>450</b>	<b>389</b>	<b>10686</b>	<b>2961</b>	<b>7725</b>
Permanent	531	8	523	3056	688	2368	1022	238	784	1946	570	1376	478	136	342	342	126	216	462	174	288	7837	1940	5897
Month to Month	44	2	42	59	8	51	16	5	11	34	13	21	6	1	5	16	10	6	9	5	4	184	44	140
Probation	2	1	1	58	13	45	96	23	73	129	42	87	46	7	39	37	22	15	13	4	9	381	112	269
Daily Paid	57	2	55	154	41	113	74	26	48	98	32	66	28	8	20	61	27	34	47	21	26	519	157	362
Contract	193	9	184	517	112	405	153	60	93	250	91	159	72	55	17	89	50	39	308	246	62	1582	623	959
CFBT	29	12	17	46	14	32	36	25	11	58	23	35	14	11	3	0	0	0	0	0	0	183	85	98

## 1.15

## NUMBER OF TEACHERS/INSTRUCTORS ACCORDING TO EDUCATION LEVEL AND GENDER BY AGE GROUP, 2017

Age Group	Education Level																									
	Pre-Primary (Pre school)			Primary			Secondary						Sixth Form (Pre-University)			Vocational Technical			Higher Education			Total				
							Year 7 & 8			Year 9, 10 & 11																
	MF	M	F	MF	M	F	MF	M	F	MF	M	F	MF	M	F	MF	M	F	MF	M	F	MF	M	F	MF	M
<b>Total</b>	<b>856</b>	<b>34</b>	<b>822</b>	<b>3890</b>	<b>876</b>	<b>3014</b>	<b>1397</b>	<b>377</b>	<b>1020</b>	<b>2515</b>	<b>771</b>	<b>1744</b>	<b>644</b>	<b>218</b>	<b>426</b>	<b>545</b>	<b>235</b>	<b>310</b>	<b>839</b>	<b>450</b>	<b>389</b>	<b>10686</b>	<b>2961</b>	<b>7725</b>		
19 and below	29	2	27	41	9	32	42	8	34	66	24	42	43	7	36	0	0	0	0	0	0	221	50	171		
20 - 24	69	2	67	72	13	59	17	6	11	25	5	20	15	3	12	15	8	7	3	2	1	216	39	177		
25 - 29	156	2	154	342	67	275	169	44	125	215	68	147	62	10	52	121	50	71	94	39	55	1159	280	879		
30 - 34	133	5	128	733	189	544	362	85	277	541	154	387	128	34	94	148	60	88	137	56	81	2182	583	1599		
35 - 39	143	6	137	959	263	696	370	93	277	719	234	485	134	44	90	71	24	47	153	71	82	2549	735	1814		
40 - 44	106	6	100	646	152	494	216	67	149	433	106	327	107	39	68	75	31	44	160	84	76	1743	485	1258		
45 - 49	79	9	70	520	102	418	101	37	64	252	82	170	65	31	34	43	16	27	107	55	52	1167	332	835		
50 - 54	70	2	68	302	61	241	72	24	48	168	61	107	47	17	30	27	14	13	81	57	24	767	236	531		
55 - 59	64	0	64	240	12	228	40	11	29	72	26	46	28	20	8	30	22	8	54	40	14	528	131	397		
60 and above	7	0	7	35	8	27	8	2	6	24	11	13	15	13	2	15	10	5	50	46	4	154	90	64		

## 1.16

**NUMBER OF CLASSES, ENROLMENT, STUDENT-CLASS RATIO, NUMBER OF TEACHERS/INSTRUCTORS, TEACHER-CLASS RATIO, AND STUDENT-TEACHER BY EDUCATION LEVEL AND MINISTRY/SECTOR, 2017**

Education Level and Ministry / Sector	Number of Classes	Enrolment	Students-Class Ratio	Number of Teachers / Instructors	Teacher-Class Ratio	Student-Teacher / Instructor Ratio
<b>Overall Total</b>	<b>4468</b>	<b>110097</b>	<b>24.6</b>	<b>10686</b>	<b>2.4</b>	<b>10.3</b>
<b>Pre-Primary (Pre school) Total</b>	<b>710</b>	<b>13888</b>	<b>19.6</b>	<b>856</b>	<b>1.2</b>	<b>16.2</b>
MoE	188	3169	16.9	246	1.3	12.9
MoRA	z	z	z	z	z	z
Private (BPS)	522	10719	20.5	610	1.2	17.6
<b>Primary Total</b>	<b>2106</b>	<b>39610</b>	<b>18.8</b>	<b>3890</b>	<b>1.8</b>	<b>10.2</b>
MoE	1288	21700	16.8	2586	2.0	8.4
MoRA	71	1847	26.0	168	2.4	11.0
Private (BPS)	747	16063	21.5	1136	1.5	14.1
<b>Secondary Total</b>	<b>1652</b>	<b>35118</b>	<b>21.3</b>	<b>3912</b>	<b>2.4</b>	<b>9.0</b>
MoE	1351	26644	19.7	3089	2.3	8.6
MoRA	117	2900	24.8	313	2.7	9.3
Private (BPS)	184	5574	30.3	510	2.8	10.9
<b>Sixth Form (Pre-University) Total</b>	<b>z</b>	<b>4874</b>	<b>z</b>	<b>644</b>	<b>z</b>	<b>7.6</b>
MoE	z	3677	z	525	z	7.0
MoRA	z	699	z	67	z	10.4
Private (BPS)	z	498	z	52	z	9.6
<b>Vocational Technical Total</b>	<b>z</b>	<b>4472</b>	<b>z</b>	<b>545</b>	<b>z</b>	<b>8.2</b>
MoE	z	3449	z	447	z	7.7
MoRA	z	z	z	z	z	z
MoCYS	z	174	z	25	z	7.0
PMO	z	43	z	12	z	3.6
Private (BPS)	z	806	z	61	z	13.2
<b>Higher Education</b>	<b>z</b>	<b>12135</b>	<b>z</b>	<b>839</b>	<b>z</b>	<b>14.5</b>
MoE	z	9602	z	706	z	13.6
MoRA	z	749	z	48	z	15.6
MoCYS	z	z	z	z	z	z
PMO	z	z	z	z	z	z
Private (BPS)	z	1784	z	85	z	21.0

**Note:**

z - Classes are not fixed, hence, data is not applicable.

**ENROLMENT, NUMBER OF TEACHERS/INSTRUCTOR, AND STUDENT-TEACHER RATIO ACCORDING TO DISTRICT BY EDUCATION LEVEL AND MINISTRY/SECTOR, 2017**

Education Level and Ministry / Sector	BRUNEI MUARA			TUTONG			BELAIT			TEMBURONG			OVERALL		
	Enrolment	Number of Teachers / Instructors	Student-Teacher / Instructor Ratio	Enrolment	Number of Teachers / Instructors	Student-Teacher / Instructor Ratio	Enrolment	Number of Teachers / Instructors	Student-Teacher / Instructor Ratio	Enrolment	Number of Teachers / Instructors	Student-Teacher / Instructor Ratio	Enrolment	Number of Teachers / Instructors	Student-Teacher / Instructor Ratio
<b>Overall Total</b>	<b>84976</b>	<b>7901</b>	<b>10.8</b>	<b>9122</b>	<b>1146</b>	<b>8.0</b>	<b>14072</b>	<b>1365</b>	<b>10.3</b>	<b>1927</b>	<b>274</b>	<b>7.0</b>	<b>110097</b>	<b>10686</b>	<b>10.3</b>
<b>Pre-Primary (Pre school) Total</b>	<b>10406</b>	<b>603</b>	<b>17.3</b>	<b>1114</b>	<b>73</b>	<b>15.3</b>	<b>2180</b>	<b>160</b>	<b>13.6</b>	<b>188</b>	<b>20</b>	<b>9.4</b>	<b>13888</b>	<b>856</b>	<b>16.2</b>
MoE	2179	158	13.8	445	39	11.4	438	36	12.2	107	13	8.2	3169	246	12.9
MoRA	0	0	z	0	0	z	0	0	z	0	0	z	z	z	z
Private (BPS)	8227	445	18.5	669	34	19.7	1742	124	14.0	81	7	11.6	10719	610	17.6
<b>Primary Total</b>	<b>28709</b>	<b>2678</b>	<b>10.7</b>	<b>4032</b>	<b>546</b>	<b>7.4</b>	<b>5953</b>	<b>534</b>	<b>11.1</b>	<b>916</b>	<b>132</b>	<b>6.9</b>	<b>39610</b>	<b>3890</b>	<b>10.2</b>
MoE	14743	1678	8.8	3197	472	6.8	2963	326	9.1	797	110	7.2	21700	2586	8.4
MoRA	1533	123	12.5	150	21	7.1	117	14	8.4	47	10	4.7	1847	168	11.0
Private (BPS)	12433	877	14.2	685	53	12.9	2873	194	14.8	72	12	6.0	16063	1136	14.1
<b>Secondary Total</b>	<b>25864</b>	<b>2806</b>	<b>9.2</b>	<b>3606</b>	<b>463</b>	<b>7.8</b>	<b>4825</b>	<b>521</b>	<b>9.3</b>	<b>823</b>	<b>122</b>	<b>6.7</b>	<b>35118</b>	<b>3912</b>	<b>9.0</b>
MoE	19224	2176	8.8	3277	416	7.9	3370	383	8.8	773	114	6.8	26644	3089	8.6
MoRA	2437	248	9.8	329	47	7.0	84	10	8.4	50	8	6.3	2900	313	9.3
Private (BPS)	4203	382	11.0	0	0	0	1371	128	10.7	0	0	0	5574	510	10.9
<b>Sixth Form (Pre-University) Total</b>	<b>4119</b>	<b>530</b>	<b>7.8</b>	<b>370</b>	<b>64</b>	<b>5.8</b>	<b>385</b>	<b>50</b>	<b>7.7</b>	<b>0</b>	<b>0</b>	<b>0</b>	<b>4874</b>	<b>644</b>	<b>7.6</b>
MoE	2922	411	7.1	370	64	5.8	385	50	7.7	0	0	0	3677	525	7.0
MoRA	699	67	10.4	0	0	0	0	0	0	0	0	0	699	67	10.4
Private (BPS)	498	52	9.6	0	0	0	0	0	0	0	0	0	498	52	9.6
<b>Vocational Technical Total</b>	<b>3743</b>	<b>445</b>	<b>8.4</b>	<b>0</b>	<b>0</b>	<b>0</b>	<b>729</b>	<b>100</b>	<b>7.3</b>	<b>0</b>	<b>0</b>	<b>0</b>	<b>4472</b>	<b>545</b>	<b>8.2</b>
MoE	2720	347	7.8	0	0	0	729	100	7.3	0	0	0	3449	447	7.7
MoCYS	174	25	7.0	0	0	0	0	0	0	0	0	0	174	25	7.0
PMO	43	12	3.6	0	0	0	0	0	0	0	0	0	43	12	3.6
Private (BPS)	806	61	13.2	0	0	0	0	0	0	0	0	0	806	61	13.2
<b>Higher Education</b>	<b>12135</b>	<b>839</b>	<b>14.5</b>	<b>0</b>	<b>0</b>	<b>0</b>	<b>0</b>	<b>0</b>	<b>0</b>	<b>0</b>	<b>0</b>	<b>0</b>	<b>12135</b>	<b>839</b>	<b>14.5</b>
MoE	9602	706	13.6	0	0	0	0	0	0	0	0	0	9602	706	13.6
MoRA	749	48	15.6	0	0	0	0	0	0	0	0	0	749	48	15.6
Private (BPS)	1784	85	21.0	0	0	0	0	0	0	0	0	0	1784	85	21.0

**Note:**

z - All Arabic schools do not conduct Pre-Primary education; All institutions under administration of MoCYS and PMO conduct Vocational Technical education only; No sixth Form institution exist in Temburong; No Vocational Technical institution exist in Tutong and Temburong; All Higher Education institutions are in Brunei Muara; data not applicable.

## 1.17

**NUMBER OF CLASSES, ENROLMENT, STUDENT-CLASS RATIO, NUMBER OF TEACHERS/INSTRUCTORS, TEACHER-CLASS RATIO, AND STUDENT-TEACHER BY EDUCATION LEVEL AND MINISTRY/SECTOR, 2017**

Education Level	Number of Classes	Enrolment	Students-Class Ratio	Number of Teachers / Instructors	Teacher-Class Ratio	Student-Teacher / Instructor Ratio
<b>Overall Total</b>	<b>4406</b>	<b>110097</b>	<b>25.0</b>	<b>10686</b>	<b>2.4</b>	<b>10.3</b>
<b>Pre-Primary (Pre school) Total</b>	<b>710</b>	<b>13888</b>	<b>19.6</b>	<b>856</b>	<b>1.2</b>	<b>16.2</b>
Preschool / Kindergarten	710	13888	19.6	856	1.2	16.2
<b>Primary Total</b>	<b>1984</b>	<b>39610</b>	<b>20.0</b>	<b>3890</b>	<b>2.0</b>	<b>10.2</b>
Year 1	333	6501	19.5	3890	2.0	10.2
Year 2	326	6554	20.1			
Year 3	325	6556	20.2			
Year 4	309	6275	20.3			
Year 5	341	6892	20.2			
Year 6	350	6832	19.5			
<b>Secondary Total</b>	<b>1712</b>	<b>35118</b>	<b>20.5</b>	<b>3912</b>	<b>2.3</b>	<b>9.0</b>
Year 7	323	7113	22.0	1397	2.1	10.1
Year 8	327	7009	21.4			
Year 9	351	6879	19.6	2515	2.4	8.3
Year 10	366	7117	19.4			
Year 11	345	7000	20.3			
<b>Sixth Form (Pre-University) Total</b>	<b>z</b>	<b>4874</b>	<b>z</b>	<b>644</b>	<b>z</b>	<b>7.6</b>
Lower Sixth Form	z	2551	z	644	z	7.6
Upper Sixth Form	z	2323	z			
<b>Vocational Technical Total</b>	<b>z</b>	<b>4472</b>	<b>z</b>	<b>545</b>	<b>z</b>	<b>8.2</b>
Vocational Technical	z	4472	z	545	z	8.2
<b>Higher Education</b>	<b>z</b>	<b>12135</b>	<b>z</b>	<b>839</b>	<b>z</b>	<b>14.5</b>
Higher Education	z	12135	z	839	z	14.5

**Note:**

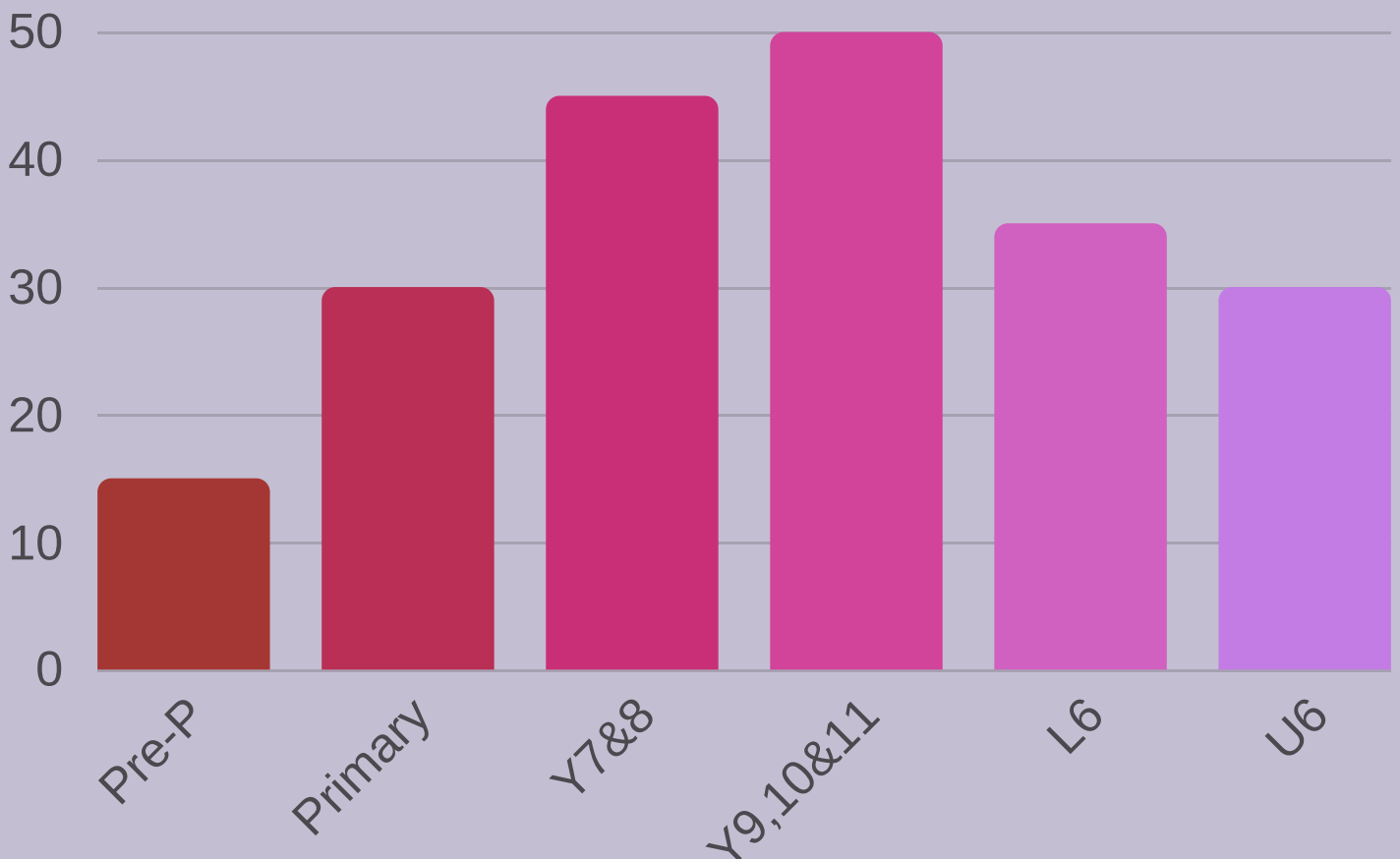
z - Classes are not fixed, hence, data is not applicable.





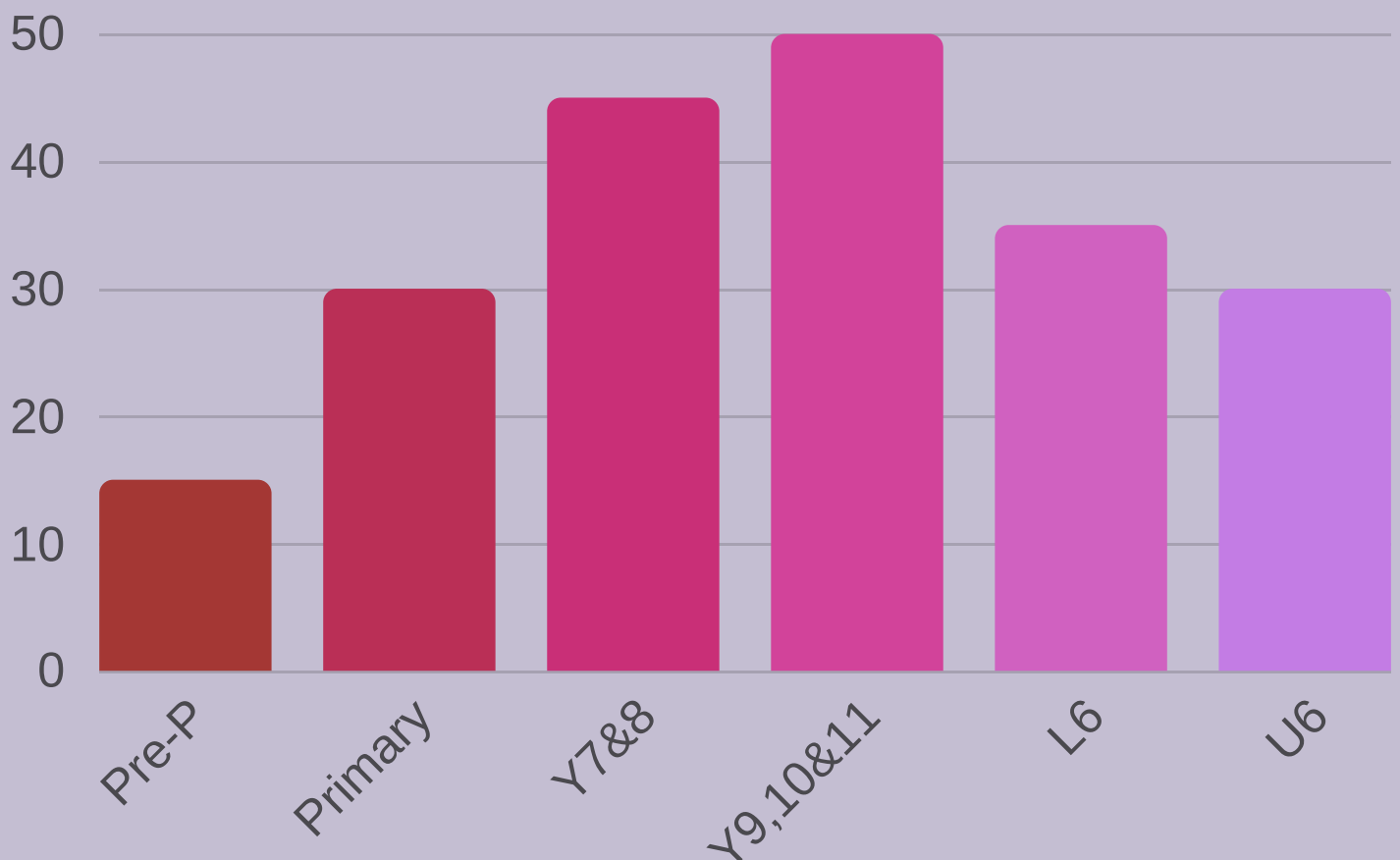
# EDUCATION STATISTICS BY MINISTRY & LEVEL 2017

Pre-Primary, Primary, Secondary & Sixth Form education levels





# EDUCATION STATISTICS ON MINISTRY OF EDUCATION 2017





**2.1.1 NUMBER OF SCHOOLS ACCORDING TO EDUCATION LEVEL BY DISTRICT, 2017**

District	Education Level				
	Pre-Primary* (Pre school)	Primary	Secondary	Sixth Form	Total
<b>Total</b>	<b>x</b>	<b>116</b>	<b>32</b>	<b>4</b>	<b>152</b>
Brunei Muara	x	61	21	3	<b>85</b>
Tutong	x	29	5	1	<b>35</b>
Belait	x	16	5	x	<b>21</b>
Temburong	x	10	1	0	<b>11</b>

**2.1.2 NUMBER OF TEACHERS ACCORDING TO EDUCATION LEVEL BY DISTRICT, 2017**

District	Education Level														
	Pre-Primary* (Pre school)			Primary			Secondary			Sixth Form			Total		
	MF	M	F	MF	M	F	MF	M	F	MF	M	F	MF	M	F
<b>Total</b>	<b>246</b>	<b>18</b>	<b>228</b>	<b>2586</b>	<b>619</b>	<b>1967</b>	<b>3089</b>	<b>865</b>	<b>2224</b>	<b>525</b>	<b>171</b>	<b>354</b>	<b>6446</b>	<b>1673</b>	<b>4773</b>
Brunei Muara	<b>158</b>	10	148	<b>1678</b>	354	1324	<b>2176</b>	581	1595	<b>411</b>	126	285	<b>4423</b>	<b>1071</b>	<b>3352</b>
Tutong	<b>39</b>	4	35	<b>472</b>	114	358	<b>416</b>	124	292	<b>64</b>	24	40	<b>991</b>	<b>266</b>	<b>725</b>
Belait	<b>36</b>	3	33	<b>326</b>	91	235	<b>383</b>	135	248	<b>50</b>	21	29	<b>795</b>	<b>250</b>	<b>545</b>
Temburong	<b>13</b>	1	12	<b>110</b>	60	50	<b>114</b>	25	89	<b>0</b>	0	0	<b>237</b>	<b>86</b>	<b>151</b>

**2.1.3 ENROLMENT ACCORDING TO EDUCATION LEVEL BY DISTRICT, 2017**

District	Education Level														
	Pre-Primary* (Pre school)			Primary			Secondary			Sixth Form			Total		
	MF	M	F	MF	M	F	MF	M	F	MF	M	F	MF	M	F
<b>Total</b>	<b>3169</b>	<b>1667</b>	<b>1502</b>	<b>21700</b>	<b>11486</b>	<b>10214</b>	<b>26644</b>	<b>13955</b>	<b>12689</b>	<b>3677</b>	<b>1516</b>	<b>2161</b>	<b>55190</b>	<b>28624</b>	<b>26566</b>
Brunei Muara	<b>2179</b>	1152	1027	<b>14743</b>	7766	6977	<b>19224</b>	10071	9153	<b>2922</b>	1229	1693	<b>39068</b>	<b>20218</b>	<b>18850</b>
Tutong	<b>445</b>	236	209	<b>3197</b>	1664	1533	<b>3277</b>	1664	1613	<b>370</b>	138	232	<b>7289</b>	<b>3702</b>	<b>3587</b>
Belait	<b>438</b>	220	218	<b>2963</b>	1618	1345	<b>3370</b>	1802	1568	<b>385</b>	149	236	<b>7156</b>	<b>3789</b>	<b>3367</b>
Temburong	<b>107</b>	59	48	<b>797</b>	438	359	<b>773</b>	418	355	<b>0</b>	0	0	<b>1677</b>	<b>915</b>	<b>762</b>

**Note:**

x - Schools conducting both Pre-primary and Primary education are included under Primary and schools conducting both Secondary and Sixth Form education are included under Secondary.

\* - In Brunei context, Pre School and Pre-University education are also referred to as Pre-Primary and Sixth Form respectively.

### 2.1.4 NUMBER OF CLASSES, ENROLMENT AND NUMBER OF TEACHERS BY EDUCATION LEVEL, 2017

Education Level	Cls	Enrolment			Number of Teachers		
		MF	M	F	MF	M	F
<b>Overall Total</b>	<b>2718</b>	<b>55190</b>	<b>28624</b>	<b>26566</b>	<b>6446</b>	<b>1673</b>	<b>4773</b>
<b>Primary Education Total</b>	<b>1353</b>	<b>24869</b>	<b>13153</b>	<b>11716</b>	<b>2832</b>	<b>637</b>	<b>2195</b>
<b>Pre-Primary Total</b>	<b>188</b>	<b>3169</b>	<b>1667</b>	<b>1502</b>	<b>246</b>	<b>18</b>	<b>228</b>
<b>Primary Total</b>	<b>1165</b>	<b>21700</b>	<b>11486</b>	<b>10214</b>	<b>2586</b>	<b>619</b>	<b>1967</b>
Year 1	181	<b>3282</b>	1709	1573	<b>2586</b>	619	1967
Year 2	192	<b>3540</b>	1874	1666			
Year 3	194	<b>3718</b>	1970	1748			
Year 4	192	<b>3691</b>	1911	1780			
Year 5	198	<b>3756</b>	2018	1738			
Year 6	208	<b>3713</b>	2004	1709			
<b>Secondary Education Total</b>	<b>1365</b>	<b>26644</b>	<b>13955</b>	<b>12689</b>	<b>3089</b>	<b>865</b>	<b>2224</b>
Year 7	243	<b>5024</b>	2638	2386	<b>1023</b>	253	770
Year 8	255	<b>5213</b>	2736	2477			
Year 9	285	<b>5258</b>	2767	2491			
Year 10	297	<b>5526</b>	2859	2667	<b>2066</b>	612	1454
Year 11	285	<b>5623</b>	2955	2668			
<b>Sixth Form Education Total</b>	<b>z</b>	<b>3677</b>	<b>1516</b>	<b>2161</b>	<b>525</b>	<b>171</b>	<b>354</b>
Lower Sixth Form	z	<b>1924</b>	820	1104	525	171	354
Upper Sixth Form	z	<b>1753</b>	696	1057			

**Note:**

z - Classes are not fixed, hence, data is not applicable.

## 2.1.5 ENROLMENT ACCORDING TO EDUCATION LEVEL BY DISTRICT / CLUSTER 2017

## 2.1.5.1 PRE-PRIMARY &amp; PRIMARY ENROLMENT ACCORDING TO EDUCATION LEVEL BY DISTRICT

District	Education Level																															
	Pre-Primary (Pre school)				Year 1				Year 2				Year 3				Year 4				Year 5				Year 6				Total			
	Cls	MF	M	F	Cls	MF	M	F	Cls	MF	M	F	Cls	MF	M	F	Cls	MF	M	F	Cls	MF	M	F	Cls	MF	M	F	Cls	MF	M	F
<b>Total</b>	188	3169	1667	1502	126	3282	1709	1573	135	3540	1874	1666	135	3718	1970	1748	133	3691	1911	1780	142	3756	2018	1738	149	3713	2004	1709	1008	24869	13153	11716
Brunei Muara	118	2179	1152	1027	29	2197	1120	1077	30	2444	1290	1154	32	2501	1305	1196	31	2477	1302	1175	32	2571	1396	1175	35	2553	1353	1200	307	16922	8918	8004
Tutong	34	445	236	209	32	512	274	238	36	481	245	236	33	572	315	257	35	559	276	283	38	542	270	272	40	531	284	247	248	3642	1900	1742
Belait	26	438	220	218	34	441	237	204	35	477	264	213	37	503	271	232	35	514	269	245	38	512	281	231	39	516	296	220	244	3401	1838	1563
Temburong	10	107	59	48	31	132	78	54	34	138	75	63	33	142	79	63	32	141	64	77	34	131	71	60	35	113	71	42	209	904	497	407

## 2.1.5.2 PRE-PRIMARY &amp; PRIMARY ENROLMENT ACCORDING TO EDUCATION LEVEL BY CLUSTER

District	Education Level																															
	Pre-Primary (Pre school)				Year 1				Year 2				Year 3				Year 4				Year 5				Year 6				Total			
	Cls	MF	M	F	Cls	MF	M	F	Cls	MF	M	F	Cls	MF	M	F	Cls	MF	M	F	Cls	MF	M	F	Cls	MF	M	F	Cls	MF	M	F
<b>Total</b>	188	3169	1667	1502	181	3282	1709	1573	192	3540	1874	1666	194	3718	1970	1748	192	3691	1911	1780	198	3756	2018	1738	208	3713	2004	1709	1353	24869	13153	11716
Cluster 1	31	498	259	239	29	544	290	254	30	587	313	274	32	634	339	295	31	635	327	308	32	659	342	317	35	639	352	287	220	4196	2222	1974
Cluster 2	32	568	317	251	32	589	305	284	36	667	340	327	33	651	350	301	35	671	361	310	38	669	349	320	40	701	393	308	246	4516	2415	2101
Cluster 3	37	641	335	306	34	634	317	317	35	694	378	316	37	770	397	373	35	702	366	336	38	744	422	322	39	708	359	349	255	4893	2574	2319
Cluster 4	33	634	334	300	31	631	327	304	34	695	361	334	33	651	337	314	32	683	350	333	34	702	396	306	35	696	357	339	232	4692	2462	2230
Cluster 5	29	390	202	188	30	443	233	210	31	420	218	202	34	509	276	233	31	486	238	248	30	470	228	242	30	453	247	206	215	3171	1642	1529
Cluster 6	26	438	220	218	25	441	237	204	26	477	264	213	25	503	271	232	28	514	269	245	26	512	281	231	29	516	296	220	185	3401	1838	1563

### 2.1.5 ENROLMENT ACCORDING TO EDUCATION LEVEL BY DISTRICT / CLUSTER 2017

#### 2.1.5.3 SECONDARY ACCORDING TO EDUCATION LEVEL BY DISTRICT

District	Education Level																							
	Year 7				Year 8				Year 9				Year 10				Year 11				Total			
	Cls	MF	M	F	Cls	MF	M	F	Cls	MF	M	F	Cls	MF	M	F	Cls	MF	M	F	Cls	MF	M	F
<b>Total</b>	<b>243</b>	<b>5024</b>	<b>2638</b>	<b>2386</b>	<b>255</b>	<b>5213</b>	<b>2736</b>	<b>2477</b>	<b>285</b>	<b>5258</b>	<b>2767</b>	<b>2491</b>	<b>297</b>	<b>5526</b>	<b>2859</b>	<b>2667</b>	<b>285</b>	<b>5623</b>	<b>2955</b>	<b>2668</b>	<b>1365</b>	<b>26644</b>	<b>13955</b>	<b>12689</b>
Brunei Muara	173	3624	1884	1740	184	3823	2009	1814	204	3774	1990	1784	212	4018	2065	1953	197	3985	2123	1862	970	19224	10071	9153
Tutong	33	627	325	302	32	589	311	278	38	630	312	318	41	666	345	321	45	765	371	394	189	3277	1664	1613
Belait	32	635	351	284	34	663	340	323	36	695	382	313	37	680	350	330	36	697	379	318	175	3370	1802	1568
Temburong	5	138	78	60	5	138	76	62	7	159	83	76	7	162	99	63	7	176	82	94	31	773	418	355

#### 2.1.5.4 SECONDARY ACCORDING TO EDUCATION LEVEL BY CLUSTER

Cluster	Education Level																							
	Year 7				Year 8				Year 9				Year 10				Year 11				Total			
	Cls	MF	M	F	Cls	MF	M	F	Cls	MF	M	F	Cls	MF	M	F	Cls	MF	M	F	Cls	MF	M	F
<b>Total</b>	<b>243</b>	<b>5024</b>	<b>2638</b>	<b>2386</b>	<b>255</b>	<b>5213</b>	<b>2736</b>	<b>2477</b>	<b>285</b>	<b>5258</b>	<b>2767</b>	<b>2491</b>	<b>297</b>	<b>5526</b>	<b>2859</b>	<b>2667</b>	<b>285</b>	<b>5623</b>	<b>2955</b>	<b>2668</b>	<b>1365</b>	<b>26644</b>	<b>13955</b>	<b>12689</b>
Cluster 1	39	845	437	408	41	832	459	373	46	913	488	425	47	924	482	442	47	976	484	492	220	4490	2350	2140
Cluster 2	39	869	480	389	42	895	477	418	53	925	502	423	53	1023	539	484	52	1081	623	458	239	4793	2621	2172
Cluster 3	57	1179	534	645	61	1267	591	676	61	1139	549	590	67	1231	593	638	56	1035	504	531	302	5851	2771	3080
Cluster 4	49	995	580	415	50	1061	604	457	58	1086	606	480	60	1111	610	501	57	1195	667	528	274	5448	3067	2381
Cluster 5	27	501	256	245	27	495	265	230	31	500	240	260	33	557	285	272	37	639	298	341	155	2692	1344	1348
Cluster 6	32	635	351	284	34	663	340	323	36	695	382	313	37	680	350	330	36	697	379	318	175	3370	1802	1568



### 2.1.5 ENROLMENT ACCORDING TO EDUCATION LEVEL BY DISTRICT / CLUSTER 2017

#### 2.1.5.5 SIXTH FORM ACCORDING TO EDUCATION LEVEL BY DISTRICT

District	Education Level											
	Lower Sixth Form				Upper Sixth Form				Total			
	Cls	MF	M	F	Cls	MF	M	F	Cls	MF	M	F
<b>Total</b>	<b>z</b>	<b>1924</b>	<b>820</b>	<b>1104</b>	<b>z</b>	<b>1753</b>	<b>696</b>	<b>1057</b>	<b>z</b>	<b>3677</b>	<b>1516</b>	<b>2161</b>
Brunei Muara	z	1515	662	853	z	1407	567	840	z	2922	1229	1693
Tutong	z	211	81	130	z	159	57	102	z	370	138	232
Belait	z	198	77	121	z	187	72	115	z	385	149	236
Temburong	0	0	0	0	0	0	0	0	0	0	0	0

#### 2.1.5.6 SIXTH FORM ACCORDING TO EDUCATION LEVEL BY CLUSTER

Cluster	Education Level											
	Lower Sixth Form				Upper Sixth Form				Total			
	Cls	MF	M	F	Cls	MF	M	F	Cls	MF	M	F
<b>Total</b>	<b>z</b>	<b>1924</b>	<b>820</b>	<b>1104</b>	<b>z</b>	<b>1753</b>	<b>696</b>	<b>1057</b>	<b>z</b>	<b>3677</b>	<b>1516</b>	<b>2161</b>
Cluster 1	z	533	232	301	z	511	220	291	z	1044	452	592
Cluster 2	z	311	157	154	z	305	115	190	z	616	272	344
Cluster 3	z	195	88	107	z	208	87	121	z	403	175	228
Cluster 4	z	476	185	291	z	383	145	238	z	859	330	529
Cluster 5	z	211	81	130	z	159	57	102	z	370	138	232
Cluster 6	z	198	77	121	z	187	72	115	z	385	149	236

**Note :**

z - Classes are not fixed, hence, number of classes is not applicable.

### 2.1.6 NUMBER OF CLASSES, NEW STUDENTS AND REPEATERS BY EDUCATION LEVEL AND PROGRAMME, 2017

#### 2.1.6.1 PRE-PRIMARY AND PRIMARY

Education Level	Cls	New Students			Repeaters			Total		
		MF	M	F	MF	M	F	MF	M	F
<b>Primary Education Total</b>	<b>1353</b>	<b>24755</b>	<b>13081</b>	<b>11674</b>	<b>114</b>	<b>72</b>	<b>42</b>	<b>24869</b>	<b>13153</b>	<b>11716</b>
Normal	<b>1353</b>	<b>23884</b>	12462	11422	<b>81</b>	50	31	<b>23965</b>	<b>12512</b>	<b>11453</b>
SEN	x	<b>871</b>	619	252	<b>33</b>	22	11	<b>904</b>	<b>641</b>	<b>263</b>
<b>Pre-Primary (Pre school) Total</b>	<b>188</b>	<b>3165</b>	<b>1665</b>	<b>1500</b>	<b>4</b>	<b>2</b>	<b>2</b>	<b>3169</b>	<b>1667</b>	<b>1502</b>
Normal	188	<b>3048</b>	1579	1469	<b>4</b>	2	2	<b>3052</b>	<b>1581</b>	<b>1471</b>
SEN	x	<b>117</b>	86	31	<b>0</b>	0	0	<b>117</b>	<b>86</b>	<b>31</b>
<b>Primary Total</b>	<b>1165</b>	<b>21590</b>	<b>11416</b>	<b>10174</b>	<b>110</b>	<b>70</b>	<b>40</b>	<b>21700</b>	<b>11486</b>	<b>10214</b>
<b>Year 1</b>	<b>181</b>	<b>3273</b>	<b>1703</b>	<b>1570</b>	<b>9</b>	<b>6</b>	<b>3</b>	<b>3282</b>	<b>1709</b>	<b>1573</b>
Normal	181	<b>3182</b>	1639	1543	<b>8</b>	5	3	<b>3190</b>	<b>1644</b>	<b>1546</b>
SEN	x	<b>91</b>	64	27	<b>1</b>	1	0	<b>92</b>	<b>65</b>	<b>27</b>
<b>Year 2</b>	<b>192</b>	<b>3528</b>	<b>1869</b>	<b>1659</b>	<b>12</b>	<b>5</b>	<b>7</b>	<b>3540</b>	<b>1874</b>	<b>1666</b>
Normal	192	<b>3391</b>	1767	1624	<b>12</b>	5	7	<b>3403</b>	<b>1772</b>	<b>1631</b>
SEN	x	<b>137</b>	102	35	<b>0</b>	0	0	<b>137</b>	<b>102</b>	<b>35</b>
<b>Year 3</b>	<b>194</b>	<b>3672</b>	<b>1941</b>	<b>1731</b>	<b>46</b>	<b>29</b>	<b>17</b>	<b>3718</b>	<b>1970</b>	<b>1748</b>
Normal	194	<b>3549</b>	1854	1695	<b>37</b>	25	12	<b>3586</b>	<b>1879</b>	<b>1707</b>
SEN	x	<b>123</b>	87	36	<b>9</b>	4	5	<b>132</b>	<b>91</b>	<b>41</b>
<b>Year 4</b>	<b>192</b>	<b>3674</b>	<b>1899</b>	<b>1775</b>	<b>17</b>	<b>12</b>	<b>5</b>	<b>3691</b>	<b>1911</b>	<b>1780</b>
Normal	192	<b>3547</b>	1815	1732	<b>8</b>	3	5	<b>3555</b>	<b>1818</b>	<b>1737</b>
SEN	x	<b>127</b>	84	43	<b>9</b>	9	0	<b>136</b>	<b>93</b>	<b>43</b>
<b>Year 5</b>	<b>198</b>	<b>3735</b>	<b>2003</b>	<b>1732</b>	<b>21</b>	<b>15</b>	<b>6</b>	<b>3756</b>	<b>2018</b>	<b>1738</b>
Normal	198	<b>3602</b>	1903	1699	<b>11</b>	9	2	<b>3613</b>	<b>1912</b>	<b>1701</b>
SEN	x	<b>133</b>	100	33	<b>10</b>	6	4	<b>143</b>	<b>106</b>	<b>37</b>
<b>Year 6</b>	<b>208</b>	<b>3708</b>	<b>2001</b>	<b>1707</b>	<b>5</b>	<b>3</b>	<b>2</b>	<b>3713</b>	<b>2004</b>	<b>1709</b>
Normal	208	<b>3565</b>	1905	1660	<b>1</b>	1	0	<b>3566</b>	<b>1906</b>	<b>1660</b>
SEN	x	<b>143</b>	96	47	<b>4</b>	2	2	<b>147</b>	<b>98</b>	<b>49</b>

**Note:**

x - Normal classes are inclusive of special education needs (SEN).

## 2.1.6 NUMBER OF CLASSES, NEW STUDENTS AND REPEATERS BY EDUCATION LEVEL AND PROGRAMMES, 2017

### 2.1.6.2 SECONDARY

Education Level	Cls	New Students			Repeaters			Total		
		MF	M	F	MF	M	F	MF	M	F
<b>Secondary Total</b>	<b>1365</b>	<b>25631</b>	<b>13328</b>	<b>12303</b>	<b>1013</b>	<b>627</b>	<b>386</b>	<b>26644</b>	<b>13955</b>	<b>12689</b>
<b>Year 7</b>	<b>243</b>	<b>4912</b>	<b>2565</b>	<b>2347</b>	<b>112</b>	<b>73</b>	<b>39</b>	<b>5024</b>	<b>2638</b>	<b>2386</b>
Normal	218	4832	2512	2320	112	73	39	4944	2585	2359
Pre Vocational	25	80	53	27	0	0	0	80	53	27
<b>Year 8</b>	<b>255</b>	<b>5051</b>	<b>2621</b>	<b>2430</b>	<b>162</b>	<b>115</b>	<b>47</b>	<b>5213</b>	<b>2736</b>	<b>2477</b>
Normal	228	4950	2545	2405	162	115	47	5112	2660	2452
Pre Vocational	27	101	76	25	0	0	0	101	76	25
<b>Year 9</b>	<b>285</b>	<b>5138</b>	<b>2689</b>	<b>2449</b>	<b>120</b>	<b>78</b>	<b>42</b>	<b>5258</b>	<b>2767</b>	<b>2491</b>
Science Stream (4 Years 'General Programme')	27	488	226	262	1	1	0	489	227	262
Science Stream (5 Years 'General Programme')	48	931	379	552	3	1	2	934	380	554
Arts Stream (4 Years 'General Programme')	0	0	0	0	0	0	0	0	0	0
Arts Stream (5 Years 'General Programme')	70	1582	779	803	23	14	9	1605	793	812
Applied Education Programme - 3 Years	78	1572	878	694	71	41	30	1643	919	724
Special Applied Programme (SAP) - 3 Years	34	440	332	108	22	21	1	462	353	109
Special Education Needs Programme (Pra Vok)	26	97	72	25	0	0	0	97	72	25
Specialised Education Programme	2	28	23	5	0	0	0	28	23	5
<b>Year 10</b>	<b>297</b>	<b>5441</b>	<b>2799</b>	<b>2642</b>	<b>85</b>	<b>60</b>	<b>25</b>	<b>5526</b>	<b>2859</b>	<b>2667</b>
Science Stream (4 Years 'General Programme')	29	454	198	256	0	0	0	454	198	256
Science Stream (5 Years 'General Programme')	46	899	379	520	1	0	1	900	379	521
Arts Stream (4 Years 'General Programme')	0	0	0	0	0	0	0	0	0	0
Arts Stream (5 Years 'General Programme')	79	1810	838	972	17	11	6	1827	849	978
Applied Education Programme - 3 Years	78	1639	910	729	46	29	17	1685	939	746
Special Applied Programme (SAP) - 3 Years	41	561	425	136	21	20	1	582	445	137
Special Education Needs Programme (Pra Vok)	24	78	49	29	0	0	0	78	49	29
Specialised Education Programme	0	0	0	0	0	0	0	0	0	0
<b>Year 11</b>	<b>285</b>	<b>5089</b>	<b>2654</b>	<b>2435</b>	<b>534</b>	<b>301</b>	<b>233</b>	<b>5623</b>	<b>2955</b>	<b>2668</b>
Science Stream (4 Years 'General Programme')	0	0	0	0	0	0	0	0	0	0
Science Stream (5 Years 'General Programme')	42	822	323	499	19	10	9	841	333	508
Arts Stream (5 Years 'General Programme')	92	1896	920	976	296	178	118	2192	1098	1094
Applied Education Programme - 3 Years	83	1743	958	785	216	111	105	1959	1069	890
Special Applied Programme (SAP) - 3 Years	44	528	379	149	3	2	1	531	381	150
Special Education Needs Programme (Pra Vok)	24	100	74	26	0	0	0	100	74	26
Specialised Education Programme	0	0	0	0	0	0	0	0	0	0

### 2.1.6.3 SIXTH FORM

Education Level	Cls	New Students			Repeaters			Total		
		MF	M	F	MF	M	F	MF	M	F
<b>Sixth Form Total</b>	<b>z</b>	<b>3652</b>	<b>1503</b>	<b>2149</b>	<b>25</b>	<b>13</b>	<b>12</b>	<b>3677</b>	<b>1516</b>	<b>2161</b>
<b>Lower Sixth Form</b>	<b>z</b>	<b>1910</b>	<b>814</b>	<b>1096</b>	<b>14</b>	<b>6</b>	<b>8</b>	<b>1924</b>	<b>820</b>	<b>1104</b>
Science	z	1054	493	561	5	2	3	1059	495	564
Art	z	856	321	535	9	4	5	865	325	540
<b>Upper Sixth Form</b>	<b>z</b>	<b>1742</b>	<b>689</b>	<b>1053</b>	<b>11</b>	<b>7</b>	<b>4</b>	<b>1753</b>	<b>696</b>	<b>1057</b>
Science	z	1020	438	582	5	3	2	1025	441	584
Art	z	722	251	471	6	4	2	728	255	473

**Note:**

z - Classes are not fixed, hence, number of classes is not applicable.

**2.1.7 ENROLMENT ACCORDING TO AGE BY EDUCATION LEVEL, 2017****2.1.7.1 PRE-PRIMARY AND PRIMARY**

Education Level	Gender	Age (years)								Total
		≤ 5	6	7	8	9	10	11	≥ 12	
<b>Pre-Primary and Primary Education Total</b>	<b>MF</b>	<b>2634</b>	<b>3110</b>	<b>3440</b>	<b>3842</b>	<b>3540</b>	<b>3765</b>	<b>3520</b>	<b>1018</b>	<b>24869</b>
	<b>M</b>	<b>1397</b>	<b>1626</b>	<b>1786</b>	<b>2026</b>	<b>1849</b>	<b>2017</b>	<b>1886</b>	<b>566</b>	<b>13153</b>
	<b>F</b>	<b>1237</b>	<b>1484</b>	<b>1654</b>	<b>1816</b>	<b>1691</b>	<b>1748</b>	<b>1634</b>	<b>452</b>	<b>11716</b>
<b>Pre-Primary Total</b>	<b>MF</b>	<b>2307</b>	<b>844</b>	<b>15</b>	<b>3</b>	<b>0</b>	<b>0</b>	<b>0</b>	<b>0</b>	<b>3169</b>
	<b>M</b>	<b>1236</b>	<b>417</b>	<b>11</b>	<b>3</b>	<b>0</b>	<b>0</b>	<b>0</b>	<b>0</b>	<b>1667</b>
	<b>F</b>	<b>1071</b>	<b>427</b>	<b>4</b>	<b>0</b>	<b>0</b>	<b>0</b>	<b>0</b>	<b>0</b>	<b>1502</b>
<b>Primary Total</b>	<b>MF</b>	<b>327</b>	<b>2266</b>	<b>3425</b>	<b>3839</b>	<b>3540</b>	<b>3765</b>	<b>3520</b>	<b>1018</b>	<b>21700</b>
	<b>M</b>	<b>161</b>	<b>1209</b>	<b>1775</b>	<b>2023</b>	<b>1849</b>	<b>2017</b>	<b>1886</b>	<b>566</b>	<b>11486</b>
	<b>F</b>	<b>166</b>	<b>1057</b>	<b>1650</b>	<b>1816</b>	<b>1691</b>	<b>1748</b>	<b>1634</b>	<b>452</b>	<b>10214</b>
Year 1	MF	327	1990	948	15	2	0	0	0	3282
	M	161	1048	488	11	1	0	0	0	1709
	F	166	942	460	4	1	0	0	0	1573
Year 2	MF	0	276	2161	1058	35	8	2	0	3540
	M	0	161	1117	563	26	5	2	0	1874
	F	0	115	1044	495	9	3	0	0	1666
Year 3	MF	0	0	316	2496	873	30	2	1	3718
	M	0	0	170	1306	476	15	2	1	1970
	F	0	0	146	1190	397	15	0	0	1748
Year 4	MF	0	0	0	269	2365	955	97	5	3691
	M	0	0	0	142	1203	512	50	4	1911
	F	0	0	0	127	1162	443	47	1	1780
Year 5	MF	0	0	0	1	264	2521	874	96	3756
	M	0	0	0	1	142	1345	471	59	2018
	F	0	0	0	0	122	1176	403	37	1738
Year 6	MF	0	0	0	0	1	251	2545	916	3713
	M	0	0	0	0	1	140	1361	502	2004
	F	0	0	0	0	0	111	1184	414	1709

**2.1.7 ENROLMENT ACCORDING TO AGE BY EDUCATION LEVEL, 2017****2.1.7.2 SECONDARY**

Education Level	Gender	Age (years)								Total
		≤ 11	12	13	14	15	16	17	≥ 18	
<b>Secondary Education Total</b>	<b>MF</b>	<b>709</b>	<b>4039</b>	<b>5195</b>	<b>5131</b>	<b>5540</b>	<b>4169</b>	<b>1527</b>	<b>334</b>	<b>26644</b>
	<b>M</b>	<b>351</b>	<b>2127</b>	<b>2704</b>	<b>2631</b>	<b>2872</b>	<b>2217</b>	<b>819</b>	<b>234</b>	<b>13955</b>
	<b>F</b>	<b>358</b>	<b>1912</b>	<b>2491</b>	<b>2500</b>	<b>2668</b>	<b>1952</b>	<b>708</b>	<b>100</b>	<b>12689</b>
Year 7	MF	696	3196	1022	86	22	2	0	0	<b>5024</b>
	M	348	1694	521	57	17	1	0	0	<b>2638</b>
	F	348	1502	501	29	5	1	0	0	<b>2386</b>
Year 8	MF	13	802	3314	916	130	32	4	2	<b>5213</b>
	M	3	419	1764	434	87	24	3	2	<b>2736</b>
	F	10	383	1550	482	43	8	1	0	<b>2477</b>
Year 9	MF	0	39	821	2827	1336	170	48	17	<b>5258</b>
	M	0	13	395	1480	719	117	29	14	<b>2767</b>
	F	0	26	426	1347	617	53	19	3	<b>2491</b>
Year 10	MF	0	2	38	1281	2930	1048	183	44	<b>5526</b>
	M	0	1	24	651	1488	545	118	32	<b>2859</b>
	F	0	1	14	630	1442	503	65	12	<b>2667</b>
Year 11	MF	0	0	0	21	1122	2917	1292	271	<b>5623</b>
	M	0	0	0	9	561	1530	669	186	<b>2955</b>
	F	0	0	0	12	561	1387	623	85	<b>2668</b>

**2.1.7.3 SIXTH FORM**

Education Level	Gender	Age (years)					Total
		≤ 14	15	16	17	≥ 18	
<b>Sixth Form Total</b>	<b>MF</b>	<b>10</b>	<b>268</b>	<b>1120</b>	<b>1480</b>	<b>799</b>	<b>3677</b>
	<b>M</b>	<b>4</b>	<b>136</b>	<b>457</b>	<b>618</b>	<b>301</b>	<b>1516</b>
	<b>F</b>	<b>6</b>	<b>132</b>	<b>663</b>	<b>862</b>	<b>498</b>	<b>2161</b>
Lower Sixth Form	MF	10	261	822	715	116	<b>1924</b>
	M	4	132	338	291	55	<b>820</b>
	F	6	129	484	424	61	<b>1104</b>
Upper Sixth Form	MF	0	7	298	765	683	<b>1753</b>
	M	0	4	119	327	246	<b>696</b>
	F	0	3	179	438	437	<b>1057</b>

## 2.1.8 ENROLMENT ACCORDING TO RACE BY EDUCATION LEVEL, 2017

## 2.1.8.1 PRE-PRIMARY AND PRIMARY

Education Level	Gender	Race										
		Malay		Other Indigenous		Chinese		Others		Total		
		C	NC	C	NC	C	NC	C	NC	C	NC	CNC
<b>Pre-Primary and Primary Total</b>	<b>MF</b>	<b>22350</b>	<b>560</b>	<b>732</b>	<b>220</b>	<b>243</b>	<b>97</b>	<b>353</b>	<b>314</b>	<b>23678</b>	<b>1191</b>	<b>24869</b>
	<b>M</b>	<b>11804</b>	<b>315</b>	<b>405</b>	<b>123</b>	<b>137</b>	<b>44</b>	<b>179</b>	<b>146</b>	<b>12525</b>	<b>628</b>	<b>13153</b>
	<b>F</b>	<b>10546</b>	<b>245</b>	<b>327</b>	<b>97</b>	<b>106</b>	<b>53</b>	<b>174</b>	<b>168</b>	<b>11153</b>	<b>563</b>	<b>11716</b>
<b>Pre-Primary Total</b>	<b>MF</b>	<b>2837</b>	<b>99</b>	<b>84</b>	<b>28</b>	<b>31</b>	<b>8</b>	<b>40</b>	<b>42</b>	<b>2992</b>	<b>177</b>	<b>3169</b>
	<b>M</b>	<b>1477</b>	<b>59</b>	<b>47</b>	<b>14</b>	<b>19</b>	<b>4</b>	<b>24</b>	<b>23</b>	<b>1567</b>	<b>100</b>	<b>1667</b>
	<b>F</b>	<b>1360</b>	<b>40</b>	<b>37</b>	<b>14</b>	<b>12</b>	<b>4</b>	<b>16</b>	<b>19</b>	<b>1425</b>	<b>77</b>	<b>1502</b>
<b>Primary Total</b>	<b>MF</b>	<b>19513</b>	<b>461</b>	<b>648</b>	<b>192</b>	<b>212</b>	<b>89</b>	<b>313</b>	<b>272</b>	<b>20686</b>	<b>1014</b>	<b>21700</b>
	<b>M</b>	<b>10327</b>	<b>256</b>	<b>358</b>	<b>109</b>	<b>118</b>	<b>40</b>	<b>155</b>	<b>123</b>	<b>10958</b>	<b>528</b>	<b>11486</b>
	<b>F</b>	<b>9186</b>	<b>205</b>	<b>290</b>	<b>83</b>	<b>94</b>	<b>49</b>	<b>158</b>	<b>149</b>	<b>9728</b>	<b>486</b>	<b>10214</b>
Year 1	MF	2983	58	88	25	22	7	45	54	3138	144	3282
	M	1559	29	46	17	15	3	18	22	1638	71	1709
	F	1424	29	42	8	7	4	27	32	1500	73	1573
Year 2	MF	3173	87	96	26	29	11	74	44	3372	168	3540
	M	1670	48	55	16	19	8	35	23	1779	95	1874
	F	1503	39	41	10	10	3	39	21	1593	73	1666
Year 3	MF	3367	97	104	33	35	5	45	32	3551	167	3718
	M	1790	58	55	19	14	0	20	14	1879	91	1970
	F	1577	39	49	14	21	5	25	18	1672	76	1748
Year 4	MF	3281	76	138	35	45	18	57	41	3521	170	3691
	M	1690	46	70	21	22	9	36	17	1818	93	1911
	F	1591	30	68	14	23	9	21	24	1703	77	1780
Year 5	MF	3389	68	105	38	37	23	46	50	3577	179	3756
	M	1826	37	61	21	21	8	23	21	1931	87	2018
	F	1563	31	44	17	16	15	23	29	1646	92	1738
Year 6	MF	3320	75	117	35	44	25	46	51	3527	186	3713
	M	1792	38	71	15	27	12	23	26	1913	91	2004
	F	1528	37	46	20	17	13	23	25	1614	95	1709

### 2.1.8 ENROLMENT ACCORDING TO RACE AND CITIZENSHIP BY EDUCATION LEVEL, 2017

#### 2.1.8.2 SECONDARY

Education Level	Gender	Race										
		Malay		Other Indigenous		Chinese		Others		Total		
		C	NC	C	NC	C	NC	C	NC	C	NC	CNC
<b>Secondary Education Total</b>	<b>MF</b>	<b>23584</b>	<b>387</b>	<b>931</b>	<b>146</b>	<b>656</b>	<b>312</b>	<b>320</b>	<b>308</b>	<b>25491</b>	<b>1153</b>	<b>26644</b>
	<b>M</b>	<b>12385</b>	<b>201</b>	<b>472</b>	<b>76</b>	<b>340</b>	<b>165</b>	<b>171</b>	<b>145</b>	<b>13368</b>	<b>587</b>	<b>13955</b>
	<b>F</b>	<b>11199</b>	<b>186</b>	<b>459</b>	<b>70</b>	<b>316</b>	<b>147</b>	<b>149</b>	<b>163</b>	<b>12123</b>	<b>566</b>	<b>12689</b>
Year 7	MF	4426	80	182	30	128	51	59	68	4795	229	5024
	M	2342	43	94	16	60	20	31	32	2527	111	2638
	F	2084	37	88	14	68	31	28	36	2268	118	2386
Year 8	MF	4610	70	182	36	129	51	67	68	4988	225	5213
	M	2449	31	83	18	61	28	29	37	2622	114	2736
	F	2161	39	99	18	68	23	38	31	2366	111	2477
Year 9	MF	4647	84	181	28	111	75	75	57	5014	244	5258
	M	2437	50	101	20	56	33	40	30	2634	133	2767
	F	2210	34	80	8	55	42	35	27	2380	111	2491
Year 10	MF	4886	79	197	25	149	66	61	63	5293	233	5526
	M	2531	38	103	12	80	40	33	22	2747	112	2859
	F	2355	41	94	13	69	26	28	41	2546	121	2667
Year 11	MF	5015	74	189	27	139	69	58	52	5401	222	5623
	M	2626	39	91	10	83	44	38	24	2838	117	2955
	F	2389	35	98	17	56	25	20	28	2563	105	2668

#### 2.1.8.3 SIXTH FORM

Education Level	Gender	Race										
		Malay		Other Indigenous		Chinese		Others		Total		
		C	NC	C	NC	C	NC	C	NC	C	NC	CNC
<b>Sixth Form Total</b>	<b>MF</b>	<b>2845</b>	<b>52</b>	<b>91</b>	<b>7</b>	<b>301</b>	<b>262</b>	<b>38</b>	<b>81</b>	<b>3275</b>	<b>402</b>	<b>3677</b>
	<b>M</b>	<b>1144</b>	<b>17</b>	<b>37</b>	<b>3</b>	<b>137</b>	<b>121</b>	<b>17</b>	<b>40</b>	<b>1335</b>	<b>181</b>	<b>1516</b>
	<b>F</b>	<b>1701</b>	<b>35</b>	<b>54</b>	<b>4</b>	<b>164</b>	<b>141</b>	<b>21</b>	<b>41</b>	<b>1940</b>	<b>221</b>	<b>2161</b>
Lower Sixth Form	MF	1507	31	35	0	163	132	15	41	1720	204	1924
	M	627	9	16	0	71	67	6	24	720	100	820
	F	880	22	19	0	92	65	9	17	1000	104	1104
Upper Sixth Form	MF	1338	21	56	7	138	130	23	40	1555	198	1753
	M	517	8	21	3	66	54	11	16	615	81	696
	F	821	13	35	4	72	76	12	24	940	117	1057

### 2.1.9 TEACHERS' NATIONALITY, ACADEMIC QUALIFICATION, TRAINED & UNTRAINED & TERMS OF SERVICE BY EDUCATION LEVEL, 2017

Categories	Education Level																	
	Pre-Primary (Pre school)			Primary			Secondary						Sixth Form			Total		
	MF	M	F	MF	M	F	Year 7 & 8			Year 9, 10 & 11			MF	M	F	MF	M	F
							MF	M	F	MF	M	F						
<b>Nationality</b>	<b>246</b>	<b>18</b>	<b>228</b>	<b>2586<sup>(i)</sup></b>	<b>619<sup>(i)</sup></b>	<b>1967<sup>(i)</sup></b>	<b>1023<sup>(i)</sup></b>	<b>253<sup>(i)</sup></b>	<b>770<sup>(i)</sup></b>	<b>2066<sup>(i)</sup></b>	<b>612<sup>(i)</sup></b>	<b>1454<sup>(i)</sup></b>	<b>525<sup>(i)</sup></b>	<b>171</b>	<b>354<sup>(i)</sup></b>	<b>6446</b>	<b>1673</b>	<b>4773</b>
Citizens	214	6	208	2515	600	1915	973	224	749	1967	575	1392	479	135	344	6148	1540	4608
Non-Citizens	32	12	20	71	19	52	50	29	21	99	37	62	46	36	10	298	133	165
<b>Academic Qualification</b>	<b>246</b>	<b>18</b>	<b>228</b>	<b>2586<sup>(i)</sup></b>	<b>619<sup>(i)</sup></b>	<b>1967<sup>(i)</sup></b>	<b>1023<sup>(i)</sup></b>	<b>253<sup>(i)</sup></b>	<b>770<sup>(i)</sup></b>	<b>2066<sup>(i)</sup></b>	<b>612<sup>(i)</sup></b>	<b>1454<sup>(i)</sup></b>	<b>525<sup>(i)</sup></b>	<b>171<sup>(i)</sup></b>	<b>354<sup>(i)</sup></b>	<b>6446</b>	<b>1673</b>	<b>4773</b>
Ph.D.	0	0	0	2	0	2	2	0	2	3	1	2	5	4	1	12	5	7
Master's Degree	27	6	21	259	40	219	158	42	116	312	77	235	272	76	196	1028	241	787
Post Graduate Diploma	0	0	0	0	0	0	0	0	0	0	0	0	0	0	0	0	0	0
Bachelor's Degree	79	11	68	1024	240	784	676	167	509	1554	457	1097	246	90	156	3579	965	2614
HND, AD, Level 5 Diploma or Equivalent	49	0	49	395	116	279	85	18	67	124	47	77	2	1	1	655	182	473
HNC	3	0	3	38	6	32	12	2	10	11	4	7	0	0	0	64	12	52
BDTVEC ND, Diploma, HNTec, BTEC Level 3 Diploma or Equivalent	35	1	34	414	119	295	23	6	17	19	7	12	0	0	0	491	133	358
Ntec, Skill Certificates or Equivalent	28	0	28	219	50	169	36	10	26	20	9	11	0	0	0	303	69	234
City & Guilds, ONC	1	0	1	22	4	18	6	1	5	2	0	2	0	0	0	31	5	26
BCGCE A Level, STPU, SPS, STP	12	0	12	86	14	72	12	1	11	7	3	4	0	0	0	117	18	99
BCGCE O Level, SPU, SPS	11	0	11	112	28	84	8	3	5	5	5	0	0	0	0	136	36	100
Below BCGCE O Level	1	0	1	5	1	4	1	1	0	6	1	5	0	0	0	13	3	10
Others	0	0	0	10	1	9	4	2	2	3	1	2	0	0	0	17	4	13
<b>Trained and Untrained Teachers</b>	<b>246<sup>(i)</sup></b>	<b>18</b>	<b>228<sup>(i)</sup></b>	<b>2586<sup>(i)</sup></b>	<b>619<sup>(i)</sup></b>	<b>1967<sup>(i)</sup></b>	<b>1023<sup>(i)</sup></b>	<b>253<sup>(i)</sup></b>	<b>770<sup>(i)</sup></b>	<b>2066<sup>(i)</sup></b>	<b>612<sup>(i)</sup></b>	<b>1454<sup>(i)</sup></b>	<b>525<sup>(i)</sup></b>	<b>171<sup>(i)</sup></b>	<b>354<sup>(i)</sup></b>	<b>6446</b>	<b>1673</b>	<b>4773</b>
Trained Teachers	243	18	225	2561	613	1948	998	246	752	1991	584	1407	514	167	347	6307	1628	4679
Untrained Teachers	3	0	3	25	6	19	25	7	18	75	28	47	11	4	7	139	45	94
<b>Terms of Service</b>	<b>246</b>	<b>18</b>	<b>228</b>	<b>2586<sup>(i)</sup></b>	<b>619<sup>(i)</sup></b>	<b>1967<sup>(i)</sup></b>	<b>1023<sup>(i)</sup></b>	<b>253<sup>(i)</sup></b>	<b>770<sup>(i)</sup></b>	<b>2066<sup>(i)</sup></b>	<b>612<sup>(i)</sup></b>	<b>1454<sup>(i)</sup></b>	<b>525<sup>(i)</sup></b>	<b>171<sup>(i)</sup></b>	<b>354<sup>(i)</sup></b>	<b>6446</b>	<b>1673</b>	<b>4773</b>
<b>Permanent:</b>																		
Pension	9	1	8	120	47	73	25	4	21	91	35	56	34	8	26	279	95	184
TAP	205	5	200	2355	543	1812	827	190	637	1698	483	1215	384	118	266	5469	1339	4130
Probation	0	0	0	14	5	9	72	17	55	113	37	76	45	6	39	244	65	179
Month to Month	0	0	0	15	2	13	9	3	6	26	10	16	6	1	5	56	16	40
Daily Paid	1	0	1	23	5	18	40	11	29	57	16	41	11	2	9	132	34	98
Contract	2	0	2	13	3	10	14	3	11	26	11	15	31	25	6	86	42	44
CFBT	29	12	17	46	14	32	36	25	11	55	20	35	14	11	3	180	82	98

**Note :**

(i) - Teachers teaching more than one level of education are included in the level based on the highest number of teaching periods or number of classes taught.

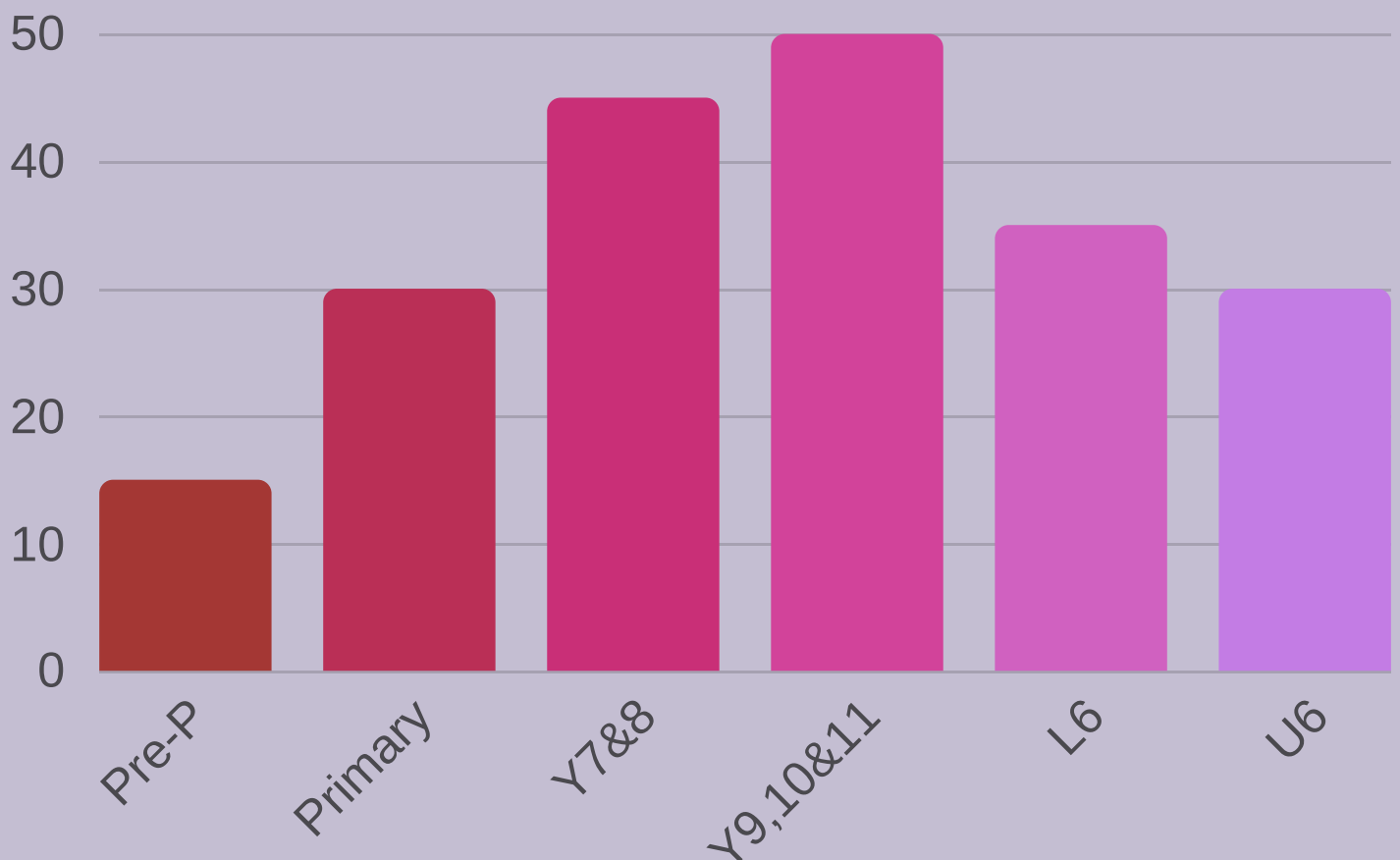


## 2.1.10 TEACHERS' AGE GROUP AND YEARS OF SERVICE BY EDUCATION LEVEL, 2017

Categories	Education Level																	
	Pre-Primary (Pre school)			Primary			Secondary						Sixth Form			Total		
							Year 7 & 8			Year 9, 10 & 11								
	MF	M	F	MF	M	F	MF	M	F	MF	M	F	MF	M	F	MF	M	F
<b>Age Group</b>	<b>246</b>	<b>18</b>	<b>228</b>	<b>2586</b>	<b>619</b>	<b>1967</b>	<b>1023</b>	<b>253</b>	<b>770</b>	<b>2066</b>	<b>612</b>	<b>1454</b>	<b>525</b>	<b>171</b>	<b>354</b>	<b>6446</b>	<b>1673</b>	<b>4773</b>
24 and below	1	0	1	8	2	6	41	8	33	83	29	54	2	0	2	135	39	96
25 - 29	15	1	14	112	24	88	98	24	74	146	47	99	51	7	44	422	103	319
30 - 34	48	4	44	545	160	385	270	61	209	468	131	337	121	29	92	1452	385	1067
35 - 39	58	4	54	759	215	544	312	74	238	646	211	435	124	37	87	1899	541	1358
40 - 44	29	3	26	432	104	328	161	50	111	361	86	275	95	32	63	1078	275	803
45 - 49	26	5	21	352	68	284	61	17	44	188	54	134	57	25	32	684	169	515
50 - 54	26	1	25	199	42	157	47	12	35	127	43	84	38	12	26	437	110	327
55 - 59	38	0	38	171	3	168	29	7	22	44	11	33	22	16	6	304	37	267
60 & above	5	0	5	8	1	7	4	0	4	3	0	3	15	13	2	35	14	21
<b>Service (Year)</b>	<b>246</b>	<b>18</b>	<b>228</b>	<b>2586</b>	<b>619</b>	<b>1967</b>	<b>1023</b>	<b>253</b>	<b>770</b>	<b>2066</b>	<b>612</b>	<b>1454</b>	<b>525</b>	<b>171</b>	<b>354</b>	<b>6446</b>	<b>1673</b>	<b>4773</b>
Below 1	4	2	2	16	6	10	27	7	20	17	3	14	11	5	6	75	23	52
1 - 2	11	4	7	28	7	21	57	23	34	68	29	39	15	4	11	179	67	112
3 - 5	16	5	11	128	27	101	96	26	70	166	53	113	56	10	46	462	121	341
6 - 10	48	3	45	527	141	386	303	63	240	539	172	367	129	36	93	1546	415	1131
11 - 15	48	1	47	775	215	560	351	93	258	727	212	515	137	50	87	2038	571	1467
16 - 20	40	0	40	398	102	296	100	27	73	312	80	232	100	39	61	950	248	702
21 - 25	17	2	15	335	87	248	38	8	30	131	35	96	53	22	31	574	154	420
26 - 30	20	1	19	182	19	163	33	3	30	86	24	62	20	4	16	341	51	290
31 & above	42	0	42	197	15	182	18	3	15	20	4	16	4	1	3	281	23	258



# EDUCATION STATISTICS ON MINISTRY OF RELIGIOUS AFFAIRS 2017





**2.2.1 NUMBER OF SCHOOLS ACCORDING TO EDUCATION LEVEL BY DISTRICT, 2017**

District	Education Level				
	Pre-Primary* (Pre school)	Primary	Secondary	Sixth Form	Total
<b>Total</b>	<b>z</b>	<b>5</b>	<b>2</b>	<b>1</b>	<b>8</b>
Brunei Muara	z	2	2	1	5
Tutong	z	1	x	0	1
Belait	z	1	x	0	1
Temburong	z	1	x	0	1

**2.2.2 NUMBER OF TEACHERS ACCORDING TO EDUCATION LEVEL BY DISTRICT, 2017**

District	Education Level														
	Pre-Primary* (Pre school)			Primary			Secondary			Sixth Form & Diploma 'Aliyah			Total		
	MF	M	F	MF	M	F	MF	M	F	MF	M	F	MF	M	F
<b>Total</b>	<b>z</b>	<b>z</b>	<b>z</b>	<b>168<sup>(i)</sup></b>	<b>48<sup>(i)</sup></b>	<b>120<sup>(i)</sup></b>	<b>313<sup>(i)</sup></b>	<b>100<sup>(i)</sup></b>	<b>213<sup>(i)</sup></b>	<b>67<sup>(i)</sup></b>	<b>17<sup>(i)</sup></b>	<b>50<sup>(i)</sup></b>	<b>548</b>	<b>165</b>	<b>383</b>
Brunei Muara	z	z	z	123	29	94	248	78	170	67	17	50	438	124	314
Tutong	z	z	z	21	12	9	47	17	30	0	0	0	68	29	39
Belait	z	z	z	14	5	9	10	2	8	0	0	0	24	7	17
Temburong	z	z	z	10	2	8	8	3	5	0	0	0	18	5	13

**2.2.3 ENROLMENT ACCORDING TO EDUCATION LEVEL BY DISTRICT, 2017**

District	Education Level																	
	Pre-Primary* (Pre school)			Primary			Secondary			Sixth Form			Diploma 'Aliyah Qiraat <sup>(ii)</sup>			Total		
	MF	M	F	MF	M	F	MF	M	F	MF	M	F	MF	M	F	MF	M	F
<b>Total</b>	<b>z</b>	<b>z</b>	<b>z</b>	<b>1847</b>	<b>815</b>	<b>1032</b>	<b>2900</b>	<b>1291</b>	<b>1609</b>	<b>640</b>	<b>279</b>	<b>361</b>	<b>59</b>	<b>35</b>	<b>24</b>	<b>5446</b>	<b>2420</b>	<b>3026</b>
Brunei Muara	z	z	z	1533	677	856	2437	974	1463	640	279	361	59	35	24	4669	1965	2704
Tutong	z	z	z	150	66	84	329	261	68	0	0	0	0	0	0	479	327	152
Belait	z	z	z	117	55	62	84	42	42	0	0	0	0	0	0	201	97	104
Temburong	z	z	z	47	17	30	50	14	36	0	0	0	0	0	0	97	31	66

**Note :**

- z - All Arabic schools do not conduct pre-primary education
- x - Schools conducting multiple levels of education are included in the lowest level of education (e.g schools conducting both primary and secondary will be included in primary).
- (i) - Teachers teaching more than one level of education are included in the level based on the highest number of teaching periods or number of classes taught.
- (ii) - One of the arabic institutions (Institut Tahfiz Al-Quran Sultan Haji Hassanal Bolkiah) conducts both secondary and Diploma 'Aliyah Qiraat programme.

### 2.2.4 NUMBER OF CLASSES, ENROLMENT AND NUMBER OF TEACHERS BY EDUCATION LEVEL, 2017

Education Level	Cls	Enrolment			Number of Teachers		
		MF	M	F	MF	M	F
<b>Overall Total</b>	<b>228</b>	<b>5446</b>	<b>2420</b>	<b>3026</b>	<b>548</b>	<b>165</b>	<b>383</b>
<b>Primary Education Total</b>	<b>72</b>	<b>1847</b>	<b>815</b>	<b>1032</b>	<b>168<sup>(i)</sup></b>	<b>48<sup>(i)</sup></b>	<b>120<sup>(i)</sup></b>
Year 5	33	836	381	455	168	48	120
Year 6	39	1011	434	577			
<b>Secondary Education Total</b>	<b>127</b>	<b>2900</b>	<b>1291</b>	<b>1609</b>	<b>313<sup>(i)</sup></b>	<b>100<sup>(i)</sup></b>	<b>213<sup>(i)</sup></b>
Year 7	37	849	389	460	162	51	111
Year 8	28	682	290	392			
Year 9	22	516	208	308	151	49	102
Year 10	23	485	206	279			
Year 11	17	368	198	170			
<b>Sixth Form Education Total</b>	<b>26</b>	<b>640</b>	<b>279</b>	<b>361</b>	<b>67<sup>(i)</sup></b>	<b>17<sup>(i)</sup></b>	<b>50<sup>(i)</sup></b>
Lower Sixth Form	14	338	146	192	67	17	50
Upper Sixth Form	12	302	133	169			
<b>'Aliyah Qiraat</b>	<b>3</b>	<b>59</b>	<b>35</b>	<b>24</b>			
Year 1	1	26	13	13	67	17	50
Year 2	1	18	13	5			
Year 3	1	15	9	6			

**Note :**

z - Classes are not fixed, hence, number of classes is not applicable.

(i) - Teachers teaching more than one level of education are included in the level based on the highest number of teaching periods or number of classes taught.

## 2.2.5 ENROLMENT ACCORDING TO EDUCATION LEVEL BY DISTRICT, 2017

## 2.2.5.1 PRIMARY

District	Education Level											
	Year 5				Year 6				Total			
	Cls	MF	M	F	Cls	MF	M	F	Cls	MF	M	F
<b>Total</b>	<b>33</b>	<b>836</b>	<b>381</b>	<b>455</b>	<b>39</b>	<b>1011</b>	<b>434</b>	<b>577</b>	<b>72</b>	<b>1847</b>	<b>815</b>	<b>1032</b>
Brunei Muara	26	716	333	383	30	817	344	473	56	1533	677	856
Tutong	4	63	26	37	4	87	40	47	8	150	66	84
Belait	2	37	16	21	3	80	39	41	5	117	55	62
Temburong	1	20	6	14	2	27	11	16	3	47	17	30

## 2.2.5.2 SECONDARY

District	Education Level																							
	Year 7				Year 8				Year 9				Year 10				Year 11				Total			
	Cls	MF	M	F	Cls	MF	M	F	Cls	MF	M	F	Cls	MF	M	F	Cls	MF	M	F	Cls	MF	M	F
<b>Total</b>	<b>37</b>	<b>849</b>	<b>389</b>	<b>460</b>	<b>28</b>	<b>682</b>	<b>290</b>	<b>392</b>	<b>22</b>	<b>516</b>	<b>208</b>	<b>308</b>	<b>23</b>	<b>485</b>	<b>206</b>	<b>279</b>	<b>17</b>	<b>368</b>	<b>198</b>	<b>170</b>	<b>127</b>	<b>2900</b>	<b>1291</b>	<b>1609</b>
Brunei Muara	29	693	306	387	21	555	236	319	19	468	160	308	19	412	133	279	14	309	139	170	102	2437	974	1463
Tutong	4	84	46	38	4	65	35	30	3	48	48	0	4	73	73	0	3	59	59	0	18	329	261	68
Belait	2	41	27	14	2	43	15	28	0	0	0	0	0	0	0	0	0	0	0	0	4	84	42	42
Temburong	2	31	10	21	1	19	4	15	0	0	0	0	0	0	0	0	0	0	0	0	3	50	14	36

## 2.2.5.3 SIXTH FORM

District	Education Level											
	Lower Sixth Form				Upper Sixth Form				Total			
	Cls	MF	M	F	Cls	MF	M	F	Cls	MF	M	F
<b>Total</b>	<b>14</b>	<b>338</b>	<b>146</b>	<b>192</b>	<b>12</b>	<b>302</b>	<b>133</b>	<b>169</b>	<b>26</b>	<b>640</b>	<b>279</b>	<b>361</b>
Brunei Muara	14	338	146	192	12	302	133	169	26	640	279	361
Tutong	0	0	0	0	0	0	0	0	0	0	0	0
Belait	0	0	0	0	0	0	0	0	0	0	0	0
Temburong	0	0	0	0	0	0	0	0	0	0	0	0

## 2.2.5.4 'ALIYAH QIRAAT

District	Education Level															
	Year 1				Year 2				Year 3				Total			
	Cls	MF	M	F	Cls	MF	M	F	Cls	MF	M	F	Cls	MF	M	F
<b>Total</b>	<b>1</b>	<b>26</b>	<b>13</b>	<b>13</b>	<b>1</b>	<b>18</b>	<b>13</b>	<b>5</b>	<b>1</b>	<b>15</b>	<b>9</b>	<b>6</b>	<b>3</b>	<b>59</b>	<b>35</b>	<b>24</b>
Brunei Muara	1	26	13	13	1	18	13	5	1	15	9	6	3	59	35	24
Tutong	0	0	0	0	0	0	0	0	0	0	0	0	0	0	0	0
Belait	0	0	0	0	0	0	0	0	0	0	0	0	0	0	0	0
Temburong	0	0	0	0	0	0	0	0	0	0	0	0	0	0	0	0

### 2.2.6 NUMBER OF CLASSES, NEW STUDENTS AND REPEATERS BY EDUCATION LEVEL & PROGRAMME, 2017

Education Level	Cls	New Students			Repeaters			Total		
		MF	M	F	MF	M	F	MF	M	F
<b>Overall Total</b>	<b>228</b>	<b>5440</b>	<b>2416</b>	<b>3024</b>	<b>6</b>	<b>4</b>	<b>2</b>	<b>5446</b>	<b>2420</b>	<b>3026</b>
<b>Primary Total</b>	<b>72</b>	<b>1847</b>	<b>815</b>	<b>1032</b>	<b>0</b>	<b>0</b>	<b>0</b>	<b>1847</b>	<b>815</b>	<b>1032</b>
Year 5	33	836	381	455	0	0	0	836	381	455
Year 6	39	1011	434	577	0	0	0	1011	434	577
<b>Secondary Total</b>	<b>127</b>	<b>2894</b>	<b>1287</b>	<b>1607</b>	<b>6</b>	<b>4</b>	<b>2</b>	<b>2900</b>	<b>1291</b>	<b>1609</b>
<b>Year 7</b>	<b>37</b>	<b>848</b>	<b>388</b>	<b>460</b>	<b>1</b>	<b>1</b>	<b>0</b>	<b>849</b>	<b>389</b>	<b>460</b>
<b>Year 8</b>	<b>28</b>	<b>679</b>	<b>287</b>	<b>392</b>	<b>3</b>	<b>3</b>	<b>0</b>	<b>682</b>	<b>290</b>	<b>392</b>
<b>Year 9</b>	<b>22</b>	<b>516</b>	<b>208</b>	<b>308</b>	<b>0</b>	<b>0</b>	<b>0</b>	<b>516</b>	<b>208</b>	<b>308</b>
Science Stream (4 Years 'General Programme')	4	79	35	44	0	0	0	79	35	44
Science Stream (5 Years 'General Programme')	5	101	43	58	0	0	0	101	43	58
Arabic Stream (4 Years 'General Programme')	0	0	0	0	0	0	0	0	0	0
Arabic Stream (5 Years 'General Programme')	13	336	130	206	0	0	0	336	130	206
<b>Year 10</b>	<b>23</b>	<b>485</b>	<b>206</b>	<b>279</b>	<b>0</b>	<b>0</b>	<b>0</b>	<b>485</b>	<b>206</b>	<b>279</b>
Science Stream (4 Years 'General Programme')	3	50	4	46	0	0	0	50	4	46
Science Stream (5 Years 'General Programme')	4	72	18	54	0	0	0	72	18	54
Arabic Stream (4 Years 'General Programme')	1	5	5	0	0	0	0	5	5	0
Arabic Stream (5 Years 'General Programme')	15	358	179	179	0	0	0	358	179	179
<b>Year 11</b>	<b>17</b>	<b>366</b>	<b>198</b>	<b>168</b>	<b>2</b>	<b>0</b>	<b>2</b>	<b>368</b>	<b>198</b>	<b>170</b>
Science Stream (4 Years 'General Programme')	0	0	0	0	0	0	0	0	0	0
Science Stream (5 Years 'General Programme')	6	84	20	64	0	0	0	84	20	64
Arabic Stream (4 Years 'General Programme')	0	0	0	0	0	0	0	0	0	0
Arabic Stream (5 Years 'General Programme')	11	282	178	104	2	0	2	284	178	106
<b>Sixth Form Total</b>	<b>26</b>	<b>640</b>	<b>279</b>	<b>361</b>	<b>0</b>	<b>0</b>	<b>0</b>	<b>640</b>	<b>279</b>	<b>361</b>
<b>Lower Sixth Form</b>	<b>14</b>	<b>338</b>	<b>146</b>	<b>192</b>	<b>0</b>	<b>0</b>	<b>0</b>	<b>338</b>	<b>146</b>	<b>192</b>
Science	2	47	14	33	0	0	0	47	14	33
Arab	12	291	132	159	0	0	0	291	132	159
<b>Upper Sixth Form</b>	<b>12</b>	<b>302</b>	<b>133</b>	<b>169</b>	<b>0</b>	<b>0</b>	<b>0</b>	<b>302</b>	<b>133</b>	<b>169</b>
Science	2	36	7	29	0	0	0	36	7	29
Arab	10	266	126	140	0	0	0	266	126	140
<b>Aliyah Qiraat Total</b>	<b>3</b>	<b>59</b>	<b>35</b>	<b>24</b>	<b>0</b>	<b>0</b>	<b>0</b>	<b>59</b>	<b>35</b>	<b>24</b>
Year 1	1	26	13	13	0	0	0	26	13	13
Year 2	1	18	13	5	0	0	0	18	13	5
Year 3	1	15	9	6	0	0	0	15	9	6



**2.2.7 ENROLMENT ACCORDING TO AGE BY EDUCATION LEVEL, 2017****2.2.7.1 PRIMARY**

Education Level	Gender	Age (years)						Total
		≤ 8	9	10	11	12	≥ 13	
<b>Primary Total</b>	<b>MF</b>	<b>0</b>	<b>58</b>	<b>577</b>	<b>915</b>	<b>285</b>	<b>12</b>	<b>1847</b>
	<b>M</b>	<b>0</b>	<b>43</b>	<b>283</b>	<b>371</b>	<b>114</b>	<b>4</b>	<b>815</b>
	<b>F</b>	<b>0</b>	<b>15</b>	<b>294</b>	<b>544</b>	<b>171</b>	<b>8</b>	<b>1032</b>
Year 5	MF	0	58	532	227	19	0	836
	M	0	43	249	85	4	0	381
	F	0	15	283	142	15	0	455
Year 6	MF	0	0	45	688	266	12	1011
	M	0	0	34	286	110	4	434
	F	0	0	11	402	156	8	577

**2.2.7.2 SECONDARY**

Education Level	Gender	Age (years)								Total
		≤ 11	12	13	14	15	16	17	≥ 18	
<b>Secondary Total</b>	<b>MF</b>	<b>87</b>	<b>518</b>	<b>747</b>	<b>619</b>	<b>462</b>	<b>264</b>	<b>159</b>	<b>44</b>	<b>2900</b>
	<b>M</b>	<b>20</b>	<b>180</b>	<b>327</b>	<b>284</b>	<b>224</b>	<b>179</b>	<b>69</b>	<b>8</b>	<b>1291</b>
	<b>F</b>	<b>67</b>	<b>338</b>	<b>420</b>	<b>335</b>	<b>238</b>	<b>85</b>	<b>90</b>	<b>36</b>	<b>1609</b>
Year 7	MF	87	438	243	81	0	0	0	0	849
	M	20	150	147	72	0	0	0	0	389
	F	67	288	96	9	0	0	0	0	460
Year 8	MF	0	80	423	150	29	0	0	0	682
	M	0	30	163	73	24	0	0	0	290
	F	0	50	260	77	5	0	0	0	392
Year 9	MF	0	0	81	278	123	30	4	0	516
	M	0	0	17	102	63	23	3	0	208
	F	0	0	64	176	60	7	1	0	308
Year 10	MF	0	0	0	103	240	117	23	2	485
	M	0	0	0	30	91	65	18	2	206
	F	0	0	0	73	149	52	5	0	279
Year 11	MF	0	0	0	7	70	117	132	42	368
	M	0	0	0	7	46	91	48	6	198
	F	0	0	0	0	24	26	84	36	170

**2.2.7.3 SIXTH FORM**

Education Level	Gender	Age (years)					Total
		≤14	15	16	17	≥ 18	
<b>Sixth Form Total</b>	<b>MF</b>	<b>0</b>	<b>13</b>	<b>136</b>	<b>222</b>	<b>269</b>	<b>640</b>
	<b>M</b>	<b>0</b>	<b>3</b>	<b>62</b>	<b>97</b>	<b>117</b>	<b>279</b>
	<b>F</b>	<b>0</b>	<b>10</b>	<b>74</b>	<b>125</b>	<b>152</b>	<b>361</b>
Lower Sixth Form	MF	0	13	114	122	89	338
	M	0	3	48	59	36	146
	F	0	10	66	63	53	192
Upper Sixth Form	MF	0	0	22	100	180	302
	M	0	0	14	38	81	133
	F	0	0	8	62	99	169

**2.2.7.4 'ALIYAH QIRAAT**

Education Level	Gender	Age (years)					Total
		≤14	15	16	17	≥ 18	
<b>Aliyah Qiraat Total</b>	<b>MF</b>	<b>0</b>	<b>0</b>	<b>0</b>	<b>0</b>	<b>59</b>	<b>59</b>
	<b>M</b>	<b>0</b>	<b>0</b>	<b>0</b>	<b>0</b>	<b>35</b>	<b>35</b>
	<b>F</b>	<b>0</b>	<b>0</b>	<b>0</b>	<b>0</b>	<b>24</b>	<b>24</b>
Year 1	MF	0	0	0	0	26	26
	M	0	0	0	0	13	13
	F	0	0	0	0	13	13
Year 2	MF	0	0	0	0	18	18
	M	0	0	0	0	13	13
	F	0	0	0	0	5	5
Year 3	MF	0	0	0	0	15	15
	M	0	0	0	0	9	9
	F	0	0	0	0	6	6

**2.2.8 ENROLMENT ACCORDING TO RACE AND CITIZENSHIP  
BY EDUCATION LEVEL, 2017**

Education Level	Gender	Race										
		Malay		Other Indigenous		Chinese		Others		Total		
		C	NC	C	NC	C	NC	C	NC	C	NC	CNC
<b>Overall Total</b>	<b>MF</b>	<b>5356</b>	<b>31</b>	<b>34</b>	<b>1</b>	<b>10</b>	<b>0</b>	<b>9</b>	<b>5</b>	<b>5409</b>	<b>37</b>	<b>5446</b>
	<b>M</b>	<b>2383</b>	<b>16</b>	<b>10</b>	<b>0</b>	<b>6</b>	<b>0</b>	<b>3</b>	<b>2</b>	<b>2402</b>	<b>18</b>	<b>2420</b>
	<b>F</b>	<b>2973</b>	<b>15</b>	<b>24</b>	<b>1</b>	<b>4</b>	<b>0</b>	<b>6</b>	<b>3</b>	<b>3007</b>	<b>19</b>	<b>3026</b>
<b>Primary Total</b>	<b>MF</b>	<b>1824</b>	<b>7</b>	<b>9</b>	<b>0</b>	<b>3</b>	<b>0</b>	<b>4</b>	<b>0</b>	<b>1840</b>	<b>7</b>	<b>1847</b>
	<b>M</b>	<b>802</b>	<b>3</b>	<b>6</b>	<b>0</b>	<b>2</b>	<b>0</b>	<b>2</b>	<b>0</b>	<b>812</b>	<b>3</b>	<b>815</b>
	<b>F</b>	<b>1022</b>	<b>4</b>	<b>3</b>	<b>0</b>	<b>1</b>	<b>0</b>	<b>2</b>	<b>0</b>	<b>1028</b>	<b>4</b>	<b>1032</b>
Year 5	MF	824	4	6	0	1	0	1	0	832	4	836
	M	374	1	4	0	1	0	1	0	380	1	381
	F	450	3	2	0	0	0	0	0	452	3	455
Year 6	MF	1000	3	3	0	2	0	3	0	1008	3	1011
	M	428	2	2	0	1	0	1	0	432	2	434
	F	572	1	1	0	1	0	2	0	576	1	577
<b>Secondary Total</b>	<b>MF</b>	<b>2836</b>	<b>24</b>	<b>24</b>	<b>1</b>	<b>6</b>	<b>0</b>	<b>4</b>	<b>5</b>	<b>2870</b>	<b>30</b>	<b>2900</b>
	<b>M</b>	<b>1269</b>	<b>13</b>	<b>3</b>	<b>0</b>	<b>3</b>	<b>0</b>	<b>1</b>	<b>2</b>	<b>1276</b>	<b>15</b>	<b>1291</b>
	<b>F</b>	<b>1567</b>	<b>11</b>	<b>21</b>	<b>1</b>	<b>3</b>	<b>0</b>	<b>3</b>	<b>3</b>	<b>1594</b>	<b>15</b>	<b>1609</b>
Year 7	MF	825	10	8	0	3	0	3	0	839	10	849
	M	381	2	2	0	3	0	1	0	387	2	389
	F	444	8	6	0	0	0	2	0	452	8	460
Year 8	MF	665	6	6	1	0	0	1	3	672	10	682
	M	285	4	1	0	0	0	0	0	286	4	290
	F	380	2	5	1	0	0	1	3	386	6	392
Year 9	MF	509	4	2	0	0	0	0	1	511	5	516
	M	204	3	0	0	0	0	0	1	204	4	208
	F	305	1	2	0	0	0	0	0	307	1	308
Year 10	MF	471	2	8	0	3	0	0	1	482	3	485
	M	203	2	0	0	0	0	0	1	203	3	206
	F	268	0	8	0	3	0	0	0	279	0	279
Year 11	MF	366	2	0	0	0	0	0	0	366	2	368
	M	196	2	0	0	0	0	0	0	196	2	198
	F	170	0	0	0	0	0	0	0	170	0	170
<b>Sixth Form Total</b>	<b>MF</b>	<b>637</b>	<b>0</b>	<b>1</b>	<b>0</b>	<b>1</b>	<b>0</b>	<b>1</b>	<b>0</b>	<b>640</b>	<b>0</b>	<b>640</b>
	<b>M</b>	<b>277</b>	<b>0</b>	<b>1</b>	<b>0</b>	<b>1</b>	<b>0</b>	<b>0</b>	<b>0</b>	<b>279</b>	<b>0</b>	<b>279</b>
	<b>F</b>	<b>360</b>	<b>0</b>	<b>0</b>	<b>0</b>	<b>0</b>	<b>0</b>	<b>1</b>	<b>0</b>	<b>361</b>	<b>0</b>	<b>361</b>
Lower Sixth Form	MF	337	0	0	0	1	0	0	0	338	0	338
	M	145	0	0	0	1	0	0	0	146	0	146
	F	192	0	0	0	0	0	0	0	192	0	192
Upper Sixth Form	MF	300	0	1	0	0	0	1	0	302	0	302
	M	132	0	1	0	0	0	0	0	133	0	133
	F	168	0	0	0	0	0	1	0	169	0	169
<b>'Aliyah Qiraat Total</b>	<b>MF</b>	<b>59</b>	<b>0</b>	<b>0</b>	<b>0</b>	<b>0</b>	<b>0</b>	<b>0</b>	<b>0</b>	<b>59</b>	<b>0</b>	<b>59</b>
	<b>M</b>	<b>35</b>	<b>0</b>	<b>0</b>	<b>0</b>	<b>0</b>	<b>0</b>	<b>0</b>	<b>0</b>	<b>35</b>	<b>0</b>	<b>35</b>
	<b>F</b>	<b>24</b>	<b>0</b>	<b>0</b>	<b>0</b>	<b>0</b>	<b>0</b>	<b>0</b>	<b>0</b>	<b>24</b>	<b>0</b>	<b>24</b>
Year 1	MF	26	0	0	0	0	0	0	0	26	0	26
	M	13	0	0	0	0	0	0	0	13	0	13
	F	13	0	0	0	0	0	0	0	13	0	13
Year 2	MF	18	0	0	0	0	0	0	0	18	0	18
	M	13	0	0	0	0	0	0	0	13	0	13
	F	5	0	0	0	0	0	0	0	5	0	5
Year 3	MF	15	0	0	0	0	0	0	0	15	0	15
	M	9	0	0	0	0	0	0	0	9	0	9
	F	6	0	0	0	0	0	0	0	6	0	6

**2.2.9 TEACHERS' NATIONALITY, ACADEMIC QUALIFICATION, TRAINED & UNTRAINED & TERMS OF SERVICE BY EDUCATION LEVEL, 2017**

Categories	Education Level														
	Primary			Secondary						Sixth Form & Diploma 'Aliyah Qiraat			Total		
				Year 7 & 8			Year 9, 10 & 11								
	MF	M	F	MF	M	F	MF	M	F	MF	M	F	MF	M	F
<b>Nationality</b>	<b>168<sup>(i)</sup></b>	<b>48<sup>(i)</sup></b>	<b>120<sup>(i)</sup></b>	<b>162<sup>(i)</sup></b>	<b>51<sup>(i)</sup></b>	<b>111<sup>(i)</sup></b>	<b>151<sup>(i)</sup></b>	<b>49<sup>(i)</sup></b>	<b>102<sup>(i)</sup></b>	<b>67<sup>(i)</sup></b>	<b>17<sup>(i)</sup></b>	<b>50<sup>(i)</sup></b>	<b>548</b>	<b>165</b>	<b>383</b>
Citizens	167	48	119	152	45	107	136	38	98	61	11	50	516	142	374
Non-Citizens	1	0	1	10	6	4	15	11	4	6	6	0	32	23	9
<b>Academic Qualification</b>	<b>168<sup>(i)</sup></b>	<b>48<sup>(i)</sup></b>	<b>120<sup>(i)</sup></b>	<b>162<sup>(i)</sup></b>	<b>51<sup>(i)</sup></b>	<b>111<sup>(i)</sup></b>	<b>151<sup>(i)</sup></b>	<b>49<sup>(i)</sup></b>	<b>102<sup>(i)</sup></b>	<b>67<sup>(i)</sup></b>	<b>17<sup>(i)</sup></b>	<b>50<sup>(i)</sup></b>	<b>548</b>	<b>165</b>	<b>383</b>
Ph.D.	1	0	1	0	0	0	1	1	0	1	1	0	3	2	1
Master's Degree	15	2	13	30	10	20	34	9	25	18	4	14	97	25	72
Post Graduate Diploma	0	0	0	0	0	0	0	0	0	0	0	0	0	0	0
Bachelor's Degree	136	38	98	121	38	83	107	35	72	48	12	36	412	123	289
HND, AD, Level 5 Diploma or Equivalent	3	1	2	6	0	6	8	4	4	0	0	0	17	5	12
HNC	0	0	0	0	0	0	0	0	0	0	0	0	0	0	0
BDTVEC ND, Diploma, HNTec, BTEC Level 3 Diploma or Equivalent	0	0	0	0	0	0	0	0	0	0	0	0	0	0	0
NTec, Skill Certificates or Equivalent	13	7	6	3	2	1	1	0	1	0	0	0	17	9	8
City & Guilds, ONC	0	0	0	0	0	0	0	0	0	0	0	0	0	0	0
BCGCE 'A' Level, STPU, SPS, STP	0	0	0	2	1	1	0	0	0	0	0	0	2	1	1
BCGCE 'O' Level, SPU, SPS	0	0	0	0	0	0	0	0	0	0	0	0	0	0	0
Below BCGCE 'O' Level	0	0	0	0	0	0	0	0	0	0	0	0	0	0	0
Others	0	0	0	0	0	0	0	0	0	0	0	0	0	0	0
<b>Trained and Untrained Teachers</b>	<b>168<sup>(i)</sup></b>	<b>48<sup>(i)</sup></b>	<b>120<sup>(i)</sup></b>	<b>162<sup>(i)</sup></b>	<b>51<sup>(i)</sup></b>	<b>111<sup>(i)</sup></b>	<b>151<sup>(i)</sup></b>	<b>49<sup>(i)</sup></b>	<b>102<sup>(i)</sup></b>	<b>67<sup>(i)</sup></b>	<b>17<sup>(i)</sup></b>	<b>50<sup>(i)</sup></b>	<b>548</b>	<b>165</b>	<b>383</b>
Trained Teachers	143	42	101	141	43	98	136	48	88	61	15	46	481	148	333
Untrained Teachers	25	6	19	21	8	13	15	1	14	6	2	4	67	17	50
<b>Terms of Service</b>	<b>168<sup>(i)</sup></b>	<b>48<sup>(i)</sup></b>	<b>120<sup>(i)</sup></b>	<b>162<sup>(i)</sup></b>	<b>51<sup>(i)</sup></b>	<b>111<sup>(i)</sup></b>	<b>151<sup>(i)</sup></b>	<b>49<sup>(i)</sup></b>	<b>102<sup>(i)</sup></b>	<b>67<sup>(i)</sup></b>	<b>17<sup>(i)</sup></b>	<b>50<sup>(i)</sup></b>	<b>548</b>	<b>165</b>	<b>383</b>
<b>Permanent:</b>															
Pension	2	2	0	3	1	2	3	3	0	6	1	5	14	7	7
TAP	107	35	72	111	33	78	106	27	79	54	9	45	378	104	274
Probation	42	8	34	23	5	18	15	5	10	0	0	0	80	18	62
Month to Month	1	0	1	0	0	0	1	0	1	0	0	0	2	0	2
Daily Paid	16	3	13	14	5	9	11	3	8	1	1	0	42	12	30
Contract	0	0	0	11	7	4	12	8	4	6	6	0	29	21	8
CFBT	0	0	0	0	0	0	3	3	0	0	0	0	3	3	0

**Note :**

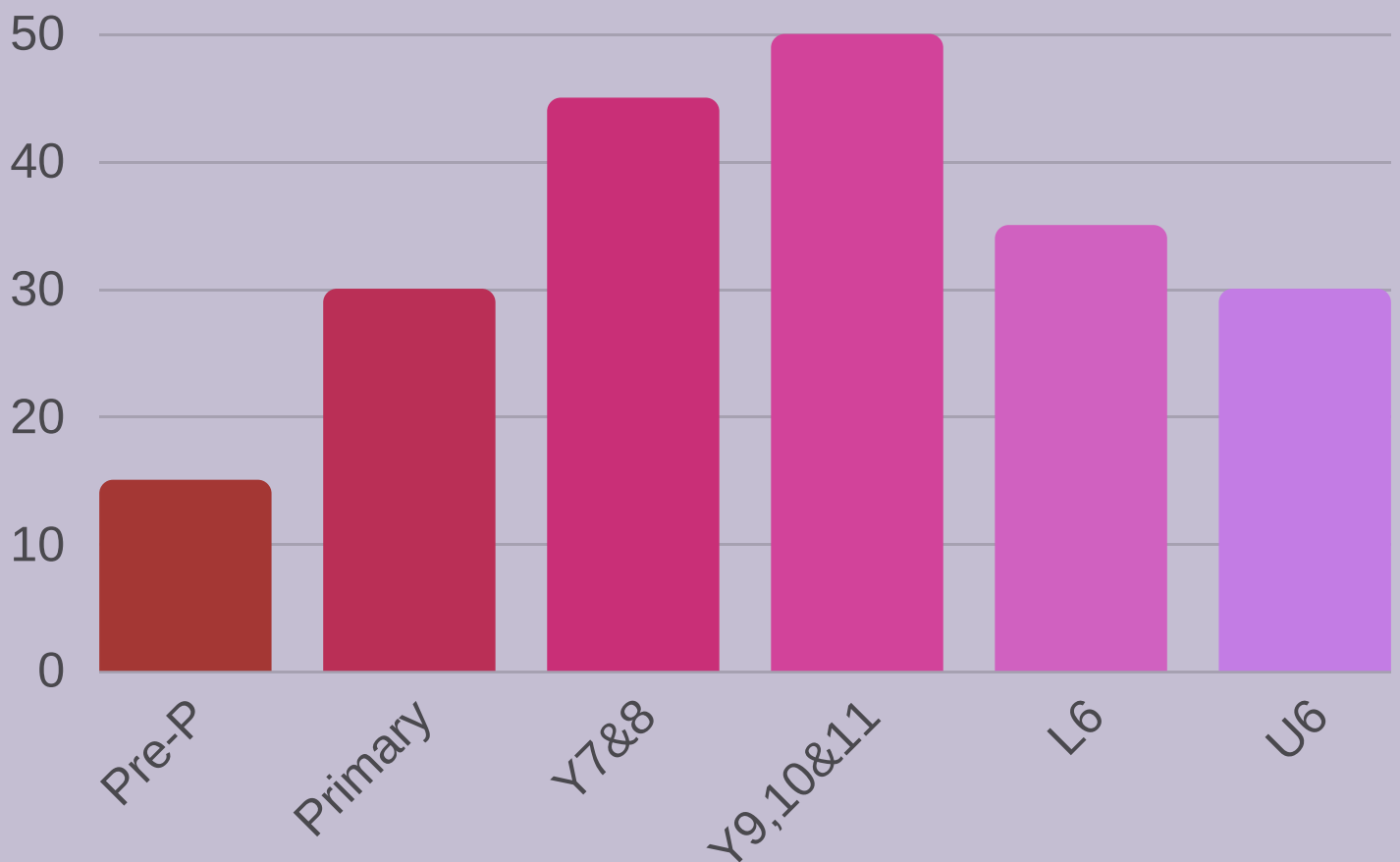
(i) - Teachers teaching more than one level of education are included in the level based on the highest number of teaching periods or number of classes taught.

## 2.2.10 TEACHERS' AGE GROUP AND YEARS OF SERVICE BY EDUCATION LEVEL, 2017

Categories	Education Level																	
	Pre-Primary (Pre school)			Primary			Secondary						Sixth Form			Total		
	MF	M	F	MF	M	F	Year 7 & 8			Year 9, 10 & 11			MF	M	F	MF	M	F
							MF	M	F	MF	M	F						
<b>Age Group</b>	<b>z</b>	<b>z</b>	<b>z</b>	<b>168<sup>(i)</sup></b>	<b>48<sup>(i)</sup></b>	<b>120<sup>(i)</sup></b>	<b>162<sup>(i)</sup></b>	<b>51<sup>(i)</sup></b>	<b>111<sup>(i)</sup></b>	<b>151<sup>(i)</sup></b>	<b>49<sup>(i)</sup></b>	<b>102<sup>(i)</sup></b>	<b>67<sup>(i)</sup></b>	<b>17<sup>(i)</sup></b>	<b>50<sup>(i)</sup></b>	<b>548</b>	<b>165</b>	<b>383</b>
24 and below	z	z	z	11	2	9	10	3	7	2	0	2	56	10	46	79	15	64
25 - 29	z	z	z	27	8	19	25	10	15	21	8	13	5	2	3	78	28	50
30 -34	z	z	z	35	4	31	56	15	41	35	12	23	1	1	0	127	32	95
35 - 39	z	z	z	45	17	28	27	6	21	32	10	22	1	1	0	105	34	71
40 - 44	z	z	z	29	9	20	24	9	15	31	6	25	1	0	1	85	24	61
45 - 49	z	z	z	19	8	11	10	3	7	18	5	13	0	0	0	47	16	31
50 - 54	z	z	z	1	0	1	6	3	3	4	2	2	1	1	0	12	6	6
55 - 59	z	z	z	1	0	1	1	0	1	6	4	2	2	2	0	10	6	4
60 & above	z	z	z	0	0	0	3	2	1	2	2	0	0	0	0	5	4	1
<b>Service (Year)</b>	<b>z</b>	<b>z</b>	<b>z</b>	<b>168<sup>(i)</sup></b>	<b>48<sup>(i)</sup></b>	<b>120<sup>(i)</sup></b>	<b>162<sup>(i)</sup></b>	<b>51<sup>(i)</sup></b>	<b>111<sup>(i)</sup></b>	<b>151<sup>(i)</sup></b>	<b>49<sup>(i)</sup></b>	<b>102<sup>(i)</sup></b>	<b>67<sup>(i)</sup></b>	<b>17<sup>(i)</sup></b>	<b>50<sup>(i)</sup></b>	<b>548</b>	<b>165</b>	<b>383</b>
Below 1	z	z	z	0	0	0	0	0	0	1	1	0	1	0	1	2	1	1
1 - 2	z	z	z	30	9	21	28	11	17	16	4	12	2	1	1	76	25	51
3 - 5	z	z	z	23	5	18	34	9	25	29	10	19	8	3	5	94	27	67
6 - 10	z	z	z	36	3	33	37	9	28	21	6	15	17	2	15	111	20	91
11 - 15	z	z	z	39	16	23	34	11	23	37	11	26	18	4	14	128	42	86
16 - 20	z	z	z	18	7	11	14	7	7	20	2	18	6	3	3	58	19	39
21 - 25	z	z	z	15	6	9	7	2	5	22	11	11	12	2	10	56	21	35
26 - 30	z	z	z	5	2	3	7	1	6	4	4	0	3	2	1	19	9	10
31 & above	z	z	z	2	0	2	1	1	0	1	0	1	0	0	0	4	1	3

(i) - Teachers teaching more than one level of education are included in the level based on the highest number of teaching periods or number of classes taught.

# EDUCATION STATISTICS ON PRIVATE SCHOOLS 2017





**2.3.1 NUMBER OF SCHOOLS ACCORDING TO EDUCATION LEVEL BY DISTRICT, 2017**

District	Education Level				
	Pre-Primary* (Pre school)	Primary	Secondary	Sixth Form	Total
<b>Total</b>	<b>15</b>	<b>55</b>	<b>1</b>	<b>0</b>	<b>71</b>
Brunei Muara	11	37	1	x	<b>49</b>
Tutong	1	5	0	0	<b>6</b>
Belait	3	11	x	0	<b>14</b>
Temburong	x	2	0	0	<b>2</b>

**2.3.2 NUMBER OF TEACHERS ACCORDING TO EDUCATION LEVEL BY DISTRICT, 2017**

District	Education Level														
	Pre-Primary* (Pre school)			Primary			Secondary			Sixth Form			Total		
	MF	M	F	MF	M	F	MF	M	F	MF	M	F	MF	M	F
<b>Total</b>	<b>610<sup>(i)</sup></b>	<b>16<sup>(i)</sup></b>	<b>594<sup>(i)</sup></b>	<b>1136<sup>(i)</sup></b>	<b>209<sup>(i)</sup></b>	<b>927<sup>(i)</sup></b>	<b>510<sup>(i)</sup></b>	<b>183<sup>(i)</sup></b>	<b>327<sup>(i)</sup></b>	<b>52<sup>(i)</sup></b>	<b>30<sup>(i)</sup></b>	<b>22<sup>(i)</sup></b>	<b>2308</b>	<b>438</b>	<b>1870</b>
Brunei Muara	445	13	432	877	160	717	382	146	236	52	30	22	<b>1756</b>	<b>349</b>	<b>1407</b>
Tutong	34	1	33	53	12	41	0	0	0	0	0	0	<b>87</b>	<b>13</b>	<b>74</b>
Belait	124	2	122	194	36	158	128	37	91	0	0	0	<b>446</b>	<b>75</b>	<b>371</b>
Temburong	7	0	7	12	1	11	0	0	0	0	0	0	<b>19</b>	<b>1</b>	<b>18</b>

**2.3.3 ENROLMENT ACCORDING TO EDUCATION LEVEL BY DISTRICT, 2017**

District	Education Level														
	Pre-Primary* (Pre school)			Primary			Secondary			Sixth Form			Total		
	MF	M	F	MF	M	F	MF	M	F	MF	M	F	MF	M	F
<b>Total</b>	<b>10719</b>	<b>5372</b>	<b>5347</b>	<b>16063</b>	<b>8137</b>	<b>7926</b>	<b>5574</b>	<b>2947</b>	<b>2627</b>	<b>498</b>	<b>246</b>	<b>252</b>	<b>32854</b>	<b>16702</b>	<b>16152</b>
Brunei Muara	8227	4141	4086	12433	6326	6107	4203	2236	1967	498	246	252	<b>25361</b>	<b>12949</b>	<b>12412</b>
Tutong	669	326	343	685	321	364	0	0	0	0	0	0	<b>1354</b>	<b>647</b>	<b>707</b>
Belait	1742	867	875	2873	1452	1421	1371	711	660	0	0	0	<b>5986</b>	<b>3030</b>	<b>2956</b>
Temburong	81	38	43	72	38	34	0	0	0	0	0	0	<b>153</b>	<b>76</b>	<b>77</b>

**Note :**

x - Schools conducting multiple levels of education are included under Primary.

(i) - Teachers teaching more than one level of education are included in the level based on the highest number of teaching periods or number of classes taught.

\* - In Brunei context, Kindergarten is normally referred to Pre-Primary education conducted in private schools.

### 2.3.4 NUMBER OF CLASSES, ENROLMENT AND NUMBER OF TEACHERS BY EDUCATION LEVEL, 2017

Education Level	CLS	Enrolment			Number of Teachers		
		MF	M	F	MF	M	F
<b>Overall Total</b>	<b>1489</b>	<b>32854</b>	<b>16702</b>	<b>16152</b>	<b>2308</b>	<b>438</b>	<b>1870</b>
<b>Primary Education Total</b>	<b>1269</b>	<b>26782</b>	<b>13509</b>	<b>13273</b>	<b>1746<sup>(i)</sup></b>	<b>225<sup>(i)</sup></b>	<b>1521<sup>(i)</sup></b>
<b>Pre-Primary (Pre school) Total</b>	<b>522</b>	<b>10719</b>	<b>5372</b>	<b>5347</b>	<b>610<sup>(i)</sup></b>	<b>16<sup>(i)</sup></b>	<b>594<sup>(i)</sup></b>
Kindergarten 1	165	3026	1508	1518	610	16	594
Kindergarten 2	188	4149	2099	2050			
Kindergarten 3	169	3544	1765	1779			
<b>Primary Total</b>	<b>747</b>	<b>16063</b>	<b>8137</b>	<b>7926</b>	<b>1136<sup>(i)</sup></b>	<b>209<sup>(i)</sup></b>	<b>927<sup>(i)</sup></b>
Year 1	152	3219	1624	1595	1136	209	927
Year 2	134	3014	1534	1480			
Year 3	131	2838	1462	1376			
Year 4	117	2584	1267	1317			
Year 5	110	2300	1141	1159			
Year 6	103	2108	1109	999			
<b>Secondary Education Total</b>	<b>220</b>	<b>5574</b>	<b>2947</b>	<b>2627</b>	<b>510<sup>(i)</sup></b>	<b>183<sup>(i)</sup></b>	<b>327<sup>(i)</sup></b>
Year 7	43	1240	662	578	212	73	139
Year 8	44	1114	567	547			
Year 9	44	1105	576	529	298	110	188
Year 10	46	1106	609	497			
Year 11	43	1009	533	476			
<b>Sixth Form Education Total</b>	<b>z</b>	<b>498</b>	<b>246</b>	<b>252</b>	<b>52<sup>(i)</sup></b>	<b>30<sup>(i)</sup></b>	<b>22<sup>(i)</sup></b>
Lower Sixth Form	z	263	125	138	52	30	22
Upper Sixth Form	z	235	121	114			

**Note :**

(i) - Teachers teaching more than one level of education are included in the level based on the highest number of teaching periods or number of classes taught.



### 2.3.5 ENROLMENT ACCORDING TO EDUCATION LEVEL BY DISTRICT, 2017

#### 2.3.5.1 PRE-PRIMARY (PRE SCHOOL)

District	Education Level															
	Kindergarten 1				Kindergarten 2				Kindergarten 3 / Pre school				Total			
	Cls	MF	M	F	Cls	MF	M	F	Cls	MF	M	F	Cls	MF	M	F
<b>Total</b>	<b>165</b>	<b>3026</b>	<b>1508</b>	<b>1518</b>	<b>188</b>	<b>4149</b>	<b>2099</b>	<b>2050</b>	<b>169</b>	<b>3544</b>	<b>1765</b>	<b>1779</b>	<b>522</b>	<b>10719</b>	<b>5372</b>	<b>5347</b>
Brunei Muara	129	2306	1148	1158	142	3101	1569	1532	133	2820	1424	1396	<b>404</b>	<b>8227</b>	<b>4141</b>	<b>4086</b>
Tutong	9	179	83	96	13	293	143	150	10	197	100	97	<b>32</b>	<b>669</b>	<b>326</b>	<b>343</b>
Belait	25	525	266	259	31	709	370	339	24	508	231	277	<b>80</b>	<b>1742</b>	<b>867</b>	<b>875</b>
Temburong	2	16	11	5	2	46	17	29	2	19	10	9	<b>6</b>	<b>81</b>	<b>38</b>	<b>43</b>

#### 2.3.5.2 PRIMARY

District	Education Level																											
	Year 1				Year 2				Year 3				Year 4				Year 5				Year 6				Total			
	Cls	MF	M	F	Cls	MF	M	F	Cls	MF	M	F	Cls	MF	M	F	Cls	MF	M	F	Cls	MF	M	F	Cls	MF	M	F
<b>Total</b>	<b>152</b>	<b>3219</b>	<b>1624</b>	<b>1595</b>	<b>134</b>	<b>3014</b>	<b>1534</b>	<b>1480</b>	<b>131</b>	<b>2838</b>	<b>1462</b>	<b>1376</b>	<b>117</b>	<b>2584</b>	<b>1267</b>	<b>1317</b>	<b>110</b>	<b>2300</b>	<b>1141</b>	<b>1159</b>	<b>103</b>	<b>2108</b>	<b>1109</b>	<b>999</b>	<b>747</b>	<b>16063</b>	<b>8137</b>	<b>7926</b>
Brunei Muara	119	2536	1298	1238	102	2310	1153	1157	100	2180	1126	1054	89	1999	985	1014	83	1786	900	886	77	1622	864	758	<b>570</b>	<b>12433</b>	<b>6326</b>	<b>6107</b>
Tutong	8	136	61	75	7	136	73	63	7	135	67	68	5	108	37	71	4	82	38	44	5	88	45	43	<b>36</b>	<b>685</b>	<b>321</b>	<b>364</b>
Belait	23	526	256	270	23	551	296	255	22	512	263	249	22	466	239	227	21	423	198	225	20	395	200	195	<b>131</b>	<b>2873</b>	<b>1452</b>	<b>1421</b>
Temburong	2	21	9	12	2	17	12	5	2	11	6	5	1	11	6	5	2	9	5	4	1	3	0	3	<b>10</b>	<b>72</b>	<b>38</b>	<b>34</b>

## 2.3.5 ENROLMENT ACCORDING TO EDUCATION LEVEL BY DISTRICT, 2017

## 2.3.5.3 SECONDARY

District	Education Level																							
	Year 7				Year 8				Year 9				Year 10				Year 11				Total			
	Cls	MF	M	F	Cls	MF	M	F	Cls	MF	M	F	Cls	MF	M	F	Cls	MF	M	F	Cls	MF	M	F
<b>Total</b>	<b>43</b>	<b>1240</b>	<b>662</b>	<b>578</b>	<b>44</b>	<b>1114</b>	<b>567</b>	<b>547</b>	<b>44</b>	<b>1105</b>	<b>576</b>	<b>529</b>	<b>46</b>	<b>1106</b>	<b>609</b>	<b>497</b>	<b>43</b>	<b>1009</b>	<b>533</b>	<b>476</b>	<b>220</b>	<b>5574</b>	<b>2947</b>	<b>2627</b>
Brunei Muara	31	924	496	428	32	834	423	411	33	860	445	415	33	830	460	370	30	755	412	343	159	4203	2236	1967
Tutong	0	0	0	0	0	0	0	0	0	0	0	0	0	0	0	0	0	0	0	0	0	0	0	0
Belait	12	316	166	150	12	280	144	136	11	245	131	114	13	276	149	127	13	254	121	133	61	1371	711	660
Temburong	0	0	0	0	0	0	0	0	0	0	0	0	0	0	0	0	0	0	0	0	0	0	0	0

## 2.3.5.4 SIXTH FORM

District	Education Level											
	Sixth Form											
	Lower Sixth Form				Upper Sixth Form				Total			
Cls	MF	M	F	Cls	MF	M	F	Cls	MF	M	F	
<b>Total</b>	<b>z</b>	<b>263</b>	<b>125</b>	<b>138</b>	<b>z</b>	<b>235</b>	<b>121</b>	<b>114</b>	<b>z</b>	<b>498</b>	<b>246</b>	<b>252</b>
Brunei Muara	z	263	125	138	z	235	121	114	z	498	246	252
Tutong	0	0	0	0	0	0	0	0	0	0	0	0
Belait	0	0	0	0	0	0	0	0	0	0	0	0
Temburong	0	0	0	0	0	0	0	0	0	0	0	0

**2.3.6 NUMBER OF CLASSES, NEW STUDENTS AND REPEATERS  
BY EDUCATION LEVEL & PROGRAMME, 2017**

Education Level	Cls	New Students			Repeaters			Total		
		MF	M	F	MF	M	F	MF	M	F
<b>Overall Total</b>	<b>1489</b>	<b>32850</b>	<b>16702</b>	<b>16148</b>	<b>4</b>	<b>0</b>	<b>4</b>	<b>32854</b>	<b>16702</b>	<b>16152</b>
<b>Primary Education Total</b>	<b>1269</b>	<b>26782</b>	<b>13509</b>	<b>13273</b>	<b>0</b>	<b>0</b>	<b>0</b>	<b>26782</b>	<b>13509</b>	<b>13273</b>
<b>Pre-Primary (Pre school) Total</b>	<b>522</b>	<b>10719</b>	<b>5372</b>	<b>5347</b>	<b>0</b>	<b>0</b>	<b>0</b>	<b>10719</b>	<b>5372</b>	<b>5347</b>
Kindergarten 1	165	3026	1508	1518	0	0	0	3026	1508	1518
Kindergarten 2	188	4149	2099	2050	0	0	0	4149	2099	2050
Kindergarten 3	169	3544	1765	1779	0	0	0	3544	1765	1779
<b>Primary Total</b>	<b>747</b>	<b>16063</b>	<b>8137</b>	<b>7926</b>	<b>0</b>	<b>0</b>	<b>0</b>	<b>16063</b>	<b>8137</b>	<b>7926</b>
Year 1	152	3219	1624	1595	0	0	0	3219	1624	1595
Year 2	134	3014	1534	1480	0	0	0	3014	1534	1480
Year 3	131	2838	1462	1376	0	0	0	2838	1462	1376
Year 4	117	2584	1267	1317	0	0	0	2584	1267	1317
Year 5	110	2300	1141	1159	0	0	0	2300	1141	1159
Year 6	103	2108	1109	999	0	0	0	2108	1109	999
<b>Secondary Education Total</b>	<b>220</b>	<b>5570</b>	<b>2947</b>	<b>2623</b>	<b>4</b>	<b>0</b>	<b>4</b>	<b>5574</b>	<b>2947</b>	<b>2627</b>
Year 7	43	1240	662	578	0	0	0	1240	662	578
Year 8	44	1114	567	547	0	0	0	1114	567	547
<b>Year 9</b>	<b>44</b>	<b>1105</b>	<b>576</b>	<b>529</b>	<b>0</b>	<b>0</b>	<b>0</b>	<b>1105</b>	<b>576</b>	<b>529</b>
Science Stream (4 Years 'General Programme')	9	218	109	109	0	0	0	218	109	109
Science Stream (5 Years 'General Programme')	11	286	143	143	0	0	0	286	143	143
Art Stream (4 Years 'General Programme')	0	0	0	0	0	0	0	0	0	0
Art Stream (5 Years 'General Programme')	24	601	324	277	0	0	0	601	324	277
Applied Programme	0	0	0	0	0	0	0	0	0	0
Special Applied Programme	0	0	0	0	0	0	0	0	0	0
Special Education Needs Programme	0	0	0	0	0	0	0	0	0	0
<b>Year 10</b>	<b>46</b>	<b>1106</b>	<b>609</b>	<b>497</b>	<b>0</b>	<b>0</b>	<b>0</b>	<b>1106</b>	<b>609</b>	<b>497</b>
Science Stream (4 Years 'General Programme')	10	211	102	109	0	0	0	211	102	109
Science Stream (5 Years 'General Programme')	11	307	177	130	0	0	0	307	177	130
Art Stream (4 Years 'General Programme')	0	0	0	0	0	0	0	0	0	0
Art Stream (5 Years 'General Programme')	25	588	330	258	0	0	0	588	330	258
Applied Programme	0	0	0	0	0	0	0	0	0	0
Special Applied Programme	0	0	0	0	0	0	0	0	0	0
Special Education Needs Programme	0	0	0	0	0	0	0	0	0	0
<b>Year 11</b>	<b>43</b>	<b>1005</b>	<b>533</b>	<b>472</b>	<b>4</b>	<b>0</b>	<b>4</b>	<b>1009</b>	<b>533</b>	<b>476</b>
Science Stream (4 Years 'General Programme')	0	0	0	0	0	0	0	0	0	0
Science Stream (5 Years 'General Programme')	17	386	189	197	0	0	0	386	189	197
Art Stream (4 Years 'General Programme')	0	0	0	0	0	0	0	0	0	0
Art Stream (5 Years 'General Programme')	25	589	331	258	4	0	4	593	331	262
Applied Programme	0	0	0	0	0	0	0	0	0	0
Special Applied Programme	1	30	13	17	0	0	0	30	13	17
Special Education Needs Programme	0	0	0	0	0	0	0	0	0	0
<b>Sixth Form Total</b>	<b>z</b>	<b>498</b>	<b>246</b>	<b>252</b>	<b>0</b>	<b>0</b>	<b>0</b>	<b>498</b>	<b>246</b>	<b>252</b>
Lower Sixth Form	z	263	125	138	0	0	0	263	125	138
Upper Sixth Form	z	235	121	114	0	0	0	235	121	114

### 2.3.7 ENROLMENT ACCORDING TO AGE BY EDUCATION LEVEL, 2017

#### 2.3.7.1 PRE-PRIMARY (PRE SCHOOL) AND PRIMARY

Education Level	Gender	Age (years)										Total
		2	3	4	5	6	7	8	9	10	≥ 11	
<b>Pre-Primary (Pre school) and Primary Total</b>	<b>T</b>	<b>70</b>	<b>2799</b>	<b>3936</b>	<b>3732</b>	<b>3388</b>	<b>3071</b>	<b>2806</b>	<b>2402</b>	<b>2351</b>	<b>2227</b>	<b>26782</b>
	<b>M</b>	<b>35</b>	<b>1393</b>	<b>1962</b>	<b>1877</b>	<b>1687</b>	<b>1586</b>	<b>1421</b>	<b>1214</b>	<b>1152</b>	<b>1182</b>	<b>13509</b>
	<b>F</b>	<b>35</b>	<b>1406</b>	<b>1974</b>	<b>1855</b>	<b>1701</b>	<b>1485</b>	<b>1385</b>	<b>1188</b>	<b>1199</b>	<b>1045</b>	<b>13273</b>
<b>Pre-Primary (Pre school) Total</b>	<b>MF</b>	<b>70</b>	<b>2799</b>	<b>3936</b>	<b>3392</b>	<b>518</b>	<b>4</b>	<b>0</b>	<b>0</b>	<b>0</b>	<b>0</b>	<b>10719</b>
	<b>M</b>	<b>35</b>	<b>1393</b>	<b>1962</b>	<b>1719</b>	<b>259</b>	<b>4</b>	<b>0</b>	<b>0</b>	<b>0</b>	<b>0</b>	<b>5372</b>
	<b>F</b>	<b>35</b>	<b>1406</b>	<b>1974</b>	<b>1673</b>	<b>259</b>	<b>0</b>	<b>0</b>	<b>0</b>	<b>0</b>	<b>0</b>	<b>5347</b>
Kindergarten 1	MF	70	2558	387	11	0	0	0	0	0	0	3026
	M	35	1277	188	8	0	0	0	0	0	0	1508
	F	35	1281	199	3	0	0	0	0	0	0	1518
Kindergarten 2	MF	0	241	3303	596	9	0	0	0	0	0	4149
	M	0	116	1671	307	5	0	0	0	0	0	2099
	F	0	125	1632	289	4	0	0	0	0	0	2050
Kindergarten 3	MF	0	0	246	2785	509	4	0	0	0	0	3544
	M	0	0	103	1404	254	4	0	0	0	0	1765
	F	0	0	143	1381	255	0	0	0	0	0	1779
<b>Primary Total</b>	<b>MF</b>	<b>0</b>	<b>0</b>	<b>0</b>	<b>340</b>	<b>2870</b>	<b>3067</b>	<b>2806</b>	<b>2402</b>	<b>2351</b>	<b>2227</b>	<b>16063</b>
	<b>M</b>	<b>0</b>	<b>0</b>	<b>0</b>	<b>158</b>	<b>1428</b>	<b>1582</b>	<b>1421</b>	<b>1214</b>	<b>1152</b>	<b>1182</b>	<b>8137</b>
	<b>F</b>	<b>0</b>	<b>0</b>	<b>0</b>	<b>182</b>	<b>1442</b>	<b>1485</b>	<b>1385</b>	<b>1188</b>	<b>1199</b>	<b>1045</b>	<b>7926</b>
Year 1	MF	0	0	0	315	2487	405	12	0	0	0	3219
	M	0	0	0	144	1261	214	5	0	0	0	1624
	F	0	0	0	171	1226	191	7	0	0	0	1595
Year 2	MF	0	0	0	25	347	2306	327	9	0	0	3014
	M	0	0	0	14	152	1183	180	5	0	0	1534
	F	0	0	0	11	195	1123	147	4	0	0	1480
Year 3	MF	0	0	0	0	36	316	2126	344	16	0	2838
	M	0	0	0	0	15	167	1081	190	9	0	1462
	F	0	0	0	0	21	149	1045	154	7	0	1376
Year 4	MF	0	0	0	0	0	40	319	1761	437	27	2584
	M	0	0	0	0	0	18	146	862	224	17	1267
	F	0	0	0	0	0	22	173	899	213	10	1317
Year 5	MF	0	0	0	0	0	0	22	266	1663	349	2300
	M	0	0	0	0	0	0	9	144	817	171	1141
	F	0	0	0	0	0	0	13	122	846	178	1159
Year 6	MF	0	0	0	0	0	0	0	22	235	1851	2108
	M	0	0	0	0	0	0	0	13	102	994	1109
	F	0	0	0	0	0	0	0	9	133	857	999

**2.3.7 ENROLMENT ACCORDING TO AGE BY EDUCATION LEVEL, 2017****2.3.7.2 SECONDARY**

Education Level	Gender	Age (years)								Total
		≤ 11	12	13	14	15	16	17	≥ 18	
<b>Secondary Total</b>	<b>MF</b>	<b>245</b>	<b>982</b>	<b>1192</b>	<b>1106</b>	<b>1103</b>	<b>722</b>	<b>198</b>	<b>26</b>	<b>5574</b>
	<b>M</b>	<b>112</b>	<b>515</b>	<b>635</b>	<b>577</b>	<b>593</b>	<b>403</b>	<b>99</b>	<b>13</b>	<b>2947</b>
	<b>F</b>	<b>133</b>	<b>467</b>	<b>557</b>	<b>529</b>	<b>510</b>	<b>319</b>	<b>99</b>	<b>13</b>	<b>2627</b>
Year 7	MF	236	696	290	18	0	0	0	0	1240
	M	107	378	168	9	0	0	0	0	662
	F	129	318	122	9	0	0	0	0	578
Year 8	MF	9	286	613	194	12	0	0	0	1114
	M	5	137	318	99	8	0	0	0	567
	F	4	149	295	95	4	0	0	0	547
Year 9	MF	0	0	285	561	231	25	3	0	1105
	M	0	0	147	300	114	12	3	0	576
	F	0	0	138	261	117	13	0	0	529
Year 10	MF	0	0	4	327	550	209	11	5	1106
	M	0	0	2	166	313	118	7	3	609
	F	0	0	2	161	237	91	4	2	497
Year 11	MF	0	0	0	6	310	488	184	21	1009
	M	0	0	0	3	158	273	89	10	533
	F	0	0	0	3	152	215	95	11	476

**2.3.7.3 SIXTH FORM**

Education Level	Gender	Age (years)					Total
		≤ 14	15	16	17	≥ 18	
<b>Sixth Form Total</b>	<b>MF</b>	<b>0</b>	<b>0</b>	<b>102</b>	<b>227</b>	<b>169</b>	<b>498</b>
	<b>M</b>	<b>0</b>	<b>0</b>	<b>47</b>	<b>112</b>	<b>87</b>	<b>246</b>
	<b>F</b>	<b>0</b>	<b>0</b>	<b>55</b>	<b>115</b>	<b>82</b>	<b>252</b>
Lower Sixth Form	MF	0	0	102	139	22	263
	M	0	0	47	68	10	125
	F	0	0	55	71	12	138
Upper Sixth Form	MF	0	0	0	88	147	235
	M	0	0	0	44	77	121
	F	0	0	0	44	70	114

### 2.3.8 ENROLMENT ACCORDING TO RACE AND CITIZENSHIP BY EDUCATION LEVEL, 2017

#### 2.3.8.1 PRE-PRIMARY (PRE SCHOOL) AND PRIMARY

Education Level	Gender	Race										
		Malay		Other Indigenous		Chinese		Others		Total		
		C	NC	C	NC	C	NC	C	NC	C	NC	CNC
<b>Pre-Primary (Pre school) and Primary Total</b>	<b>MF</b>	<b>18711</b>	<b>620</b>	<b>523</b>	<b>121</b>	<b>1939</b>	<b>1920</b>	<b>231</b>	<b>2717</b>	<b>21404</b>	<b>5378</b>	<b>26782</b>
	<b>M</b>	<b>9468</b>	<b>305</b>	<b>250</b>	<b>69</b>	<b>993</b>	<b>948</b>	<b>116</b>	<b>1360</b>	<b>10827</b>	<b>2682</b>	<b>13509</b>
	<b>F</b>	<b>9243</b>	<b>315</b>	<b>273</b>	<b>52</b>	<b>946</b>	<b>972</b>	<b>115</b>	<b>1357</b>	<b>10577</b>	<b>2696</b>	<b>13273</b>
<b>Pre-Primary (Pre school) Total</b>	<b>MF</b>	<b>8087</b>	<b>262</b>	<b>199</b>	<b>44</b>	<b>622</b>	<b>579</b>	<b>78</b>	<b>848</b>	<b>8986</b>	<b>1733</b>	<b>10719</b>
	<b>M</b>	<b>4077</b>	<b>130</b>	<b>99</b>	<b>27</b>	<b>300</b>	<b>296</b>	<b>37</b>	<b>406</b>	<b>4513</b>	<b>859</b>	<b>5372</b>
	<b>F</b>	<b>4010</b>	<b>132</b>	<b>100</b>	<b>17</b>	<b>322</b>	<b>283</b>	<b>41</b>	<b>442</b>	<b>4473</b>	<b>874</b>	<b>5347</b>
Kindergarten 1	MF	2310	87	43	8	184	134	19	241	<b>2556</b>	<b>470</b>	<b>3026</b>
	M	1143	51	20	6	96	69	10	113	<b>1269</b>	<b>239</b>	<b>1508</b>
	F	1167	36	23	2	88	65	9	128	<b>1287</b>	<b>231</b>	<b>1518</b>
Kindergarten 2	MF	3142	98	85	24	214	239	36	311	<b>3477</b>	<b>672</b>	<b>4149</b>
	M	1613	44	44	14	104	120	15	145	<b>1776</b>	<b>323</b>	<b>2099</b>
	F	1529	54	41	10	110	119	21	166	<b>1701</b>	<b>349</b>	<b>2050</b>
Kindergarten 3	MF	2635	77	71	12	224	206	23	296	<b>2953</b>	<b>591</b>	<b>3544</b>
	M	1321	35	35	7	100	107	12	148	<b>1468</b>	<b>297</b>	<b>1765</b>
	F	1314	42	36	5	124	99	11	148	<b>1485</b>	<b>294</b>	<b>1779</b>
<b>Primary Total</b>	<b>MF</b>	<b>10624</b>	<b>358</b>	<b>324</b>	<b>77</b>	<b>1317</b>	<b>1341</b>	<b>153</b>	<b>1869</b>	<b>12418</b>	<b>3645</b>	<b>16063</b>
	<b>M</b>	<b>5391</b>	<b>175</b>	<b>151</b>	<b>42</b>	<b>693</b>	<b>652</b>	<b>79</b>	<b>954</b>	<b>6314</b>	<b>1823</b>	<b>8137</b>
	<b>F</b>	<b>5233</b>	<b>183</b>	<b>173</b>	<b>35</b>	<b>624</b>	<b>689</b>	<b>74</b>	<b>915</b>	<b>6104</b>	<b>1822</b>	<b>7926</b>
Year 1	MF	2246	80	65	16	213	214	24	361	<b>2548</b>	<b>671</b>	<b>3219</b>
	M	1122	44	30	11	112	97	14	194	<b>1278</b>	<b>346</b>	<b>1624</b>
	F	1124	36	35	5	101	117	10	167	<b>1270</b>	<b>325</b>	<b>1595</b>
Year 2	MF	2052	71	64	10	225	224	24	344	<b>2365</b>	<b>649</b>	<b>3014</b>
	M	1039	32	35	5	117	106	15	185	<b>1206</b>	<b>328</b>	<b>1534</b>
	F	1013	39	29	5	108	118	9	159	<b>1159</b>	<b>321</b>	<b>1480</b>
Year 3	MF	1931	68	53	16	226	222	34	288	<b>2244</b>	<b>594</b>	<b>2838</b>
	M	979	39	24	7	130	123	19	141	<b>1152</b>	<b>310</b>	<b>1462</b>
	F	952	29	29	9	96	99	15	147	<b>1092</b>	<b>284</b>	<b>1376</b>
Year 4	MF	1678	48	57	12	218	214	27	330	<b>1980</b>	<b>604</b>	<b>2584</b>
	M	838	26	22	8	103	94	15	161	<b>978</b>	<b>289</b>	<b>1267</b>
	F	840	22	35	4	115	120	12	169	<b>1002</b>	<b>315</b>	<b>1317</b>
Year 5	MF	1428	52	48	15	219	236	27	275	<b>1722</b>	<b>578</b>	<b>2300</b>
	M	712	19	20	7	124	118	8	133	<b>864</b>	<b>277</b>	<b>1141</b>
	F	716	33	28	8	95	118	19	142	<b>858</b>	<b>301</b>	<b>1159</b>
Year 6	MF	1289	39	37	8	216	231	17	271	<b>1559</b>	<b>549</b>	<b>2108</b>
	M	701	15	20	4	107	114	8	140	<b>836</b>	<b>273</b>	<b>1109</b>
	F	588	24	17	4	109	117	9	131	<b>723</b>	<b>276</b>	<b>999</b>

### 2.3.8 ENROLMENT ACCORDING TO RACE AND CITIZENSHIP BY EDUCATION LEVEL, 2017

#### 2.3.8.2 SECONDARY

Education Level	Gender	Race										
		Malay		Other Indigenous		Chinese		Others		Total		
		C	NC	C	NC	C	NC	C	NC	C	NC	CNC
<b>Secondary Total</b>	<b>MF</b>	<b>2231</b>	<b>134</b>	<b>177</b>	<b>44</b>	<b>677</b>	<b>1098</b>	<b>58</b>	<b>1155</b>	<b>3143</b>	<b>2431</b>	<b>5574</b>
	<b>M</b>	<b>1220</b>	<b>67</b>	<b>90</b>	<b>19</b>	<b>357</b>	<b>567</b>	<b>31</b>	<b>596</b>	<b>1698</b>	<b>1249</b>	<b>2947</b>
	<b>F</b>	<b>1011</b>	<b>67</b>	<b>87</b>	<b>25</b>	<b>320</b>	<b>531</b>	<b>27</b>	<b>559</b>	<b>1445</b>	<b>1182</b>	<b>2627</b>
Year 7	MF	511	35	32	10	147	222	11	272	<b>701</b>	<b>539</b>	<b>1240</b>
	M	268	18	16	6	82	118	6	148	<b>372</b>	<b>290</b>	<b>662</b>
	F	243	17	16	4	65	104	5	124	<b>329</b>	<b>249</b>	<b>578</b>
Year 8	MF	436	37	36	8	122	210	9	256	<b>603</b>	<b>511</b>	<b>1114</b>
	M	231	18	21	3	58	94	4	138	<b>314</b>	<b>253</b>	<b>567</b>
	F	205	19	15	5	64	116	5	118	<b>289</b>	<b>258</b>	<b>547</b>
Year 9	MF	412	22	36	10	140	234	8	243	<b>596</b>	<b>509</b>	<b>1105</b>
	M	222	11	15	2	74	124	6	122	<b>317</b>	<b>259</b>	<b>576</b>
	F	190	11	21	8	66	110	2	121	<b>279</b>	<b>250</b>	<b>529</b>
Year 10	MF	450	22	30	9	138	240	21	196	<b>639</b>	<b>467</b>	<b>1106</b>
	M	262	11	16	4	76	136	8	96	<b>362</b>	<b>247</b>	<b>609</b>
	F	188	11	14	5	62	104	13	100	<b>277</b>	<b>220</b>	<b>497</b>
Year 11	MF	422	18	43	7	130	192	9	188	<b>604</b>	<b>405</b>	<b>1009</b>
	M	237	9	22	4	67	95	7	92	<b>333</b>	<b>200</b>	<b>533</b>
	F	185	9	21	3	63	97	2	96	<b>271</b>	<b>205</b>	<b>476</b>

#### 2.3.8.3 SIXTH FORM

Education Level	Gender	Race										
		Malay		Other Indigenous		Chinese		Others		Total		
		C	NC	C	NC	C	NC	C	NC	C	NC	CNC
<b>Sixth Form Total</b>	<b>MF</b>	<b>183</b>	<b>18</b>	<b>0</b>	<b>0</b>	<b>56</b>	<b>57</b>	<b>2</b>	<b>182</b>	<b>241</b>	<b>257</b>	<b>498</b>
	<b>M</b>	<b>89</b>	<b>10</b>	<b>0</b>	<b>0</b>	<b>22</b>	<b>29</b>	<b>1</b>	<b>95</b>	<b>112</b>	<b>134</b>	<b>246</b>
	<b>F</b>	<b>94</b>	<b>8</b>	<b>0</b>	<b>0</b>	<b>34</b>	<b>28</b>	<b>1</b>	<b>87</b>	<b>129</b>	<b>123</b>	<b>252</b>
Lower Sixth Form	MF	86	10	0	0	30	31	1	105	<b>117</b>	<b>146</b>	<b>263</b>
	M	43	6	0	0	11	16	0	49	<b>54</b>	<b>71</b>	<b>125</b>
	F	43	4	0	0	19	15	1	56	<b>63</b>	<b>75</b>	<b>138</b>
Upper Sixth Form	MF	97	8	0	0	26	26	1	77	<b>124</b>	<b>111</b>	<b>235</b>
	M	46	4	0	0	11	13	1	46	<b>58</b>	<b>63</b>	<b>121</b>
	F	51	4	0	0	15	13	0	31	<b>66</b>	<b>48</b>	<b>114</b>

### 2.3.9 TEACHERS' NATIONALITY, ACADEMIC QUALIFICATION, TRAINED & UNTRAINED & TERMS OF SERVICE ACCORDING BY EDUCATION LEVEL, 2017

Categories	Education Level																	
	Pre-Primary (Pre school)			Primary			Secondary						Sixth Form			Total		
							Year 7 & 8			Year 9, 10 & 11								
	MF	M	F	MF	M	F	MF	M	F	MF	M	F	MF	M	F	MF	M	F
<b>Nationality</b>	<b>610<sup>(i)</sup></b>	<b>16<sup>(i)</sup></b>	<b>594<sup>(i)</sup></b>	<b>1136<sup>(i)</sup></b>	<b>209<sup>(i)</sup></b>	<b>927<sup>(i)</sup></b>	<b>212<sup>(i)</sup></b>	<b>73<sup>(i)</sup></b>	<b>139<sup>(i)</sup></b>	<b>298<sup>(i)</sup></b>	<b>110<sup>(i)</sup></b>	<b>188<sup>(i)</sup></b>	<b>52<sup>(i)</sup></b>	<b>30<sup>(i)</sup></b>	<b>22<sup>(i)</sup></b>	<b>2308</b>	<b>438</b>	<b>1870</b>
Citizens	393	3	390	594	66	528	68	12	56	64	23	41	3	0	3	1122	104	1018
Non-Citizens	217	13	204	542	143	399	144	61	83	234	87	147	49	30	19	1186	334	852
<b>Academic Qualification</b>	<b>610<sup>(i)</sup></b>	<b>16<sup>(i)</sup></b>	<b>594<sup>(i)</sup></b>	<b>1136<sup>(i)</sup></b>	<b>209<sup>(i)</sup></b>	<b>927<sup>(i)</sup></b>	<b>212<sup>(i)</sup></b>	<b>73<sup>(i)</sup></b>	<b>139<sup>(i)</sup></b>	<b>298<sup>(i)</sup></b>	<b>110<sup>(i)</sup></b>	<b>188<sup>(i)</sup></b>	<b>52<sup>(i)</sup></b>	<b>30<sup>(i)</sup></b>	<b>22<sup>(i)</sup></b>	<b>2308</b>	<b>438</b>	<b>1870</b>
Ph.D.	0	0	0	0	0	0	1	0	1	13	10	3	2	2	0	16	12	4
Master's Degree	33	2	31	112	14	98	51	15	36	81	26	55	9	4	5	286	61	225
Post Graduate Diploma	0	0	0	0	0	0	0	0	0	0	0	0	0	0	0	0	0	0
Bachelor's Degree	164	9	155	514	129	385	144	55	89	180	64	116	39	24	15	1041	281	760
HND, AD, Level 5 Diploma or Equivalent	60	1	59	102	20	82	6	2	4	12	4	8	0	0	0	180	27	153
HNC	16	1	15	32	6	26	2	0	2	2	0	2	2	0	2	54	7	47
BDTVEC ND, Diploma, HNTec, BTEC Level 3 Diploma or Equivalent	39	0	39	55	7	48	2	0	2	4	2	2	0	0	0	100	9	91
NTEC, Skill Certificates or Equivalent	11	2	9	24	7	17	1	0	1	0	0	0	0	0	0	36	9	27
City & Guilds, ONC	6	0	6	2	0	2	0	0	0	2	1	1	0	0	0	10	1	9
BCGCE 'A' Level, STPU, SPS, STP	56	1	55	79	13	66	2	1	1	3	2	1	0	0	0	140	17	123
BCGCE 'O' Level, SPU, SPS	182	0	182	187	12	175	3	0	3	1	1	0	0	0	0	373	13	360
Below BCGCE 'O' Level	35	0	35	19	1	18	0	0	0	0	0	0	0	0	0	54	1	53
Others	8	0	8	10	0	10	0	0	0	0	0	0	0	0	0	18	0	18
<b>Trained and Untrained Teachers</b>	<b>610<sup>(i)</sup></b>	<b>16<sup>(i)</sup></b>	<b>594<sup>(i)</sup></b>	<b>1136<sup>(i)</sup></b>	<b>209<sup>(i)</sup></b>	<b>927<sup>(i)</sup></b>	<b>212<sup>(i)</sup></b>	<b>73<sup>(i)</sup></b>	<b>139<sup>(i)</sup></b>	<b>298<sup>(i)</sup></b>	<b>110<sup>(i)</sup></b>	<b>188<sup>(i)</sup></b>	<b>52<sup>(i)</sup></b>	<b>30<sup>(i)</sup></b>	<b>22<sup>(i)</sup></b>	<b>2308</b>	<b>438</b>	<b>1870</b>
Trained Teachers	263	12	251	616	143	473	148	55	93	200	84	116	52	30	22	1279	324	955
Untrained Teachers	347	4	343	520	66	454	64	18	46	98	26	72	0	0	0	1029	114	915
<b>Terms of Service</b>	<b>610<sup>(i)</sup></b>	<b>16<sup>(i)</sup></b>	<b>594<sup>(i)</sup></b>	<b>1136<sup>(i)</sup></b>	<b>209<sup>(i)</sup></b>	<b>927<sup>(i)</sup></b>	<b>212<sup>(i)</sup></b>	<b>73<sup>(i)</sup></b>	<b>139<sup>(i)</sup></b>	<b>298<sup>(i)</sup></b>	<b>110<sup>(i)</sup></b>	<b>188<sup>(i)</sup></b>	<b>52<sup>(i)</sup></b>	<b>30<sup>(i)</sup></b>	<b>22<sup>(i)</sup></b>	<b>2308</b>	<b>438</b>	<b>1870</b>
<b>Permanent:</b>																<b>0</b>	<b>0</b>	<b>0</b>
Pension	22	0	22	61	12	49	0	0	0	2	2	0	0	0	0	85	14	71
TAP	295	2	293	411	49	362	56	10	46	46	20	26	0	0	0	808	81	727
Probation	2	1	1	2	0	2	1	1	0	1	0	1	1	1	0	7	3	4
Month to Month	44	2	42	43	6	37	7	2	5	7	3	4	0	0	0	101	13	88
Daily Paid	56	2	54	115	33	82	20	10	10	30	13	17	16	5	11	237	63	174
Contract	191	9	182	504	109	395	128	50	78	212	72	140	35	24	11	1070	264	806
CFBT	0	0	0	0	0	0	0	0	0	0	0	0	0	0	0	0	0	0

**Note :**

(i) - Teachers teaching more than one level of education are included in the level based on the highest number of teaching periods or number of classes taught.



## 2.3.10 TEACHERS' AGE GROUP AND YEARS OF SERVICE BY EDUCATION LEVEL, 2017

Categories	Education Level																	
	Pre-Primary (Pre school)			Primary			Secondary						Sixth Form			Total		
	MF	M	F	MF	M	F	Year 7 & 8			Year 9, 10 & 11			MF	M	F	MF	M	F
							MF	M	F	MF	M	F						
<b>Age Group</b>	<b>610<sup>(i)</sup></b>	<b>16<sup>(i)</sup></b>	<b>594<sup>(i)</sup></b>	<b>1136<sup>(i)</sup></b>	<b>209<sup>(i)</sup></b>	<b>927<sup>(i)</sup></b>	<b>212<sup>(i)</sup></b>	<b>73<sup>(i)</sup></b>	<b>139<sup>(i)</sup></b>	<b>298<sup>(i)</sup></b>	<b>110<sup>(i)</sup></b>	<b>188<sup>(i)</sup></b>	<b>52<sup>(i)</sup></b>	<b>30<sup>(i)</sup></b>	<b>22<sup>(i)</sup></b>	<b>2259</b>	<b>438</b>	<b>1870</b>
24 and below	97	4	93	94	18	76	8	3	5	6	0	6	0	0	0	<b>205</b>	<b>25</b>	<b>180</b>
25 - 29	141	1	140	203	35	168	46	10	36	48	13	35	6	1	5	<b>444</b>	<b>60</b>	<b>384</b>
30 - 34	85	1	84	153	25	128	36	9	27	38	11	27	6	4	2	<b>318</b>	<b>50</b>	<b>268</b>
35 - 39	85	2	83	155	31	124	31	13	18	41	13	28	9	6	3	<b>321</b>	<b>65</b>	<b>256</b>
40 - 44	77	3	74	185	39	146	31	8	23	41	14	27	11	7	4	<b>345</b>	<b>71</b>	<b>274</b>
45 - 49	53	4	49	149	26	123	30	17	13	46	23	23	8	6	2	<b>286</b>	<b>76</b>	<b>210</b>
50 - 54	44	1	43	102	19	83	19	9	10	37	16	21	8	4	4	<b>210</b>	<b>49</b>	<b>161</b>
55 - 59	26	0	26	68	9	59	10	4	6	22	11	11	4	2	2	<b>130</b>	<b>26</b>	<b>104</b>
60 & above	2	0	2	27	7	20	1	0	1	19	9	10	0	0	0	<b>49</b>	<b>16</b>	<b>33</b>
<b>Service (Year)</b>	<b>610<sup>(i)</sup></b>	<b>16<sup>(i)</sup></b>	<b>594<sup>(i)</sup></b>	<b>1136<sup>(i)</sup></b>	<b>209<sup>(i)</sup></b>	<b>927<sup>(i)</sup></b>	<b>212<sup>(i)</sup></b>	<b>73<sup>(i)</sup></b>	<b>139<sup>(i)</sup></b>	<b>298<sup>(i)</sup></b>	<b>110<sup>(i)</sup></b>	<b>188<sup>(i)</sup></b>	<b>52<sup>(i)</sup></b>	<b>30<sup>(i)</sup></b>	<b>22<sup>(i)</sup></b>	<b>2308</b>	<b>438</b>	<b>1870</b>
Below 1	49	3	46	80	20	60	26	9	17	32	14	18	6	5	1	193	51	142
1 - 2	128	4	124	226	47	179	46	17	29	62	27	35	13	6	7	475	101	374
3 - 5	161	4	157	222	44	178	54	20	34	71	23	48	14	9	5	522	100	422
6 - 10	112	2	110	214	35	179	45	18	27	48	19	29	10	7	3	429	81	348
11 - 15	52	1	51	113	25	88	23	5	18	33	9	24	5	2	3	226	42	184
16 - 20	57	1	56	100	16	84	12	3	9	22	8	14	3	1	2	194	29	165
21 - 25	30	1	29	101	12	89	2	0	2	13	3	10	0	0	0	146	16	130
26 - 30	10	0	10	45	4	41	1	0	1	3	2	1	0	0	0	59	6	53
31 & above	11	0	11	35	6	29	3	1	2	14	5	9	1	0	1	<b>64</b>	<b>12</b>	<b>52</b>

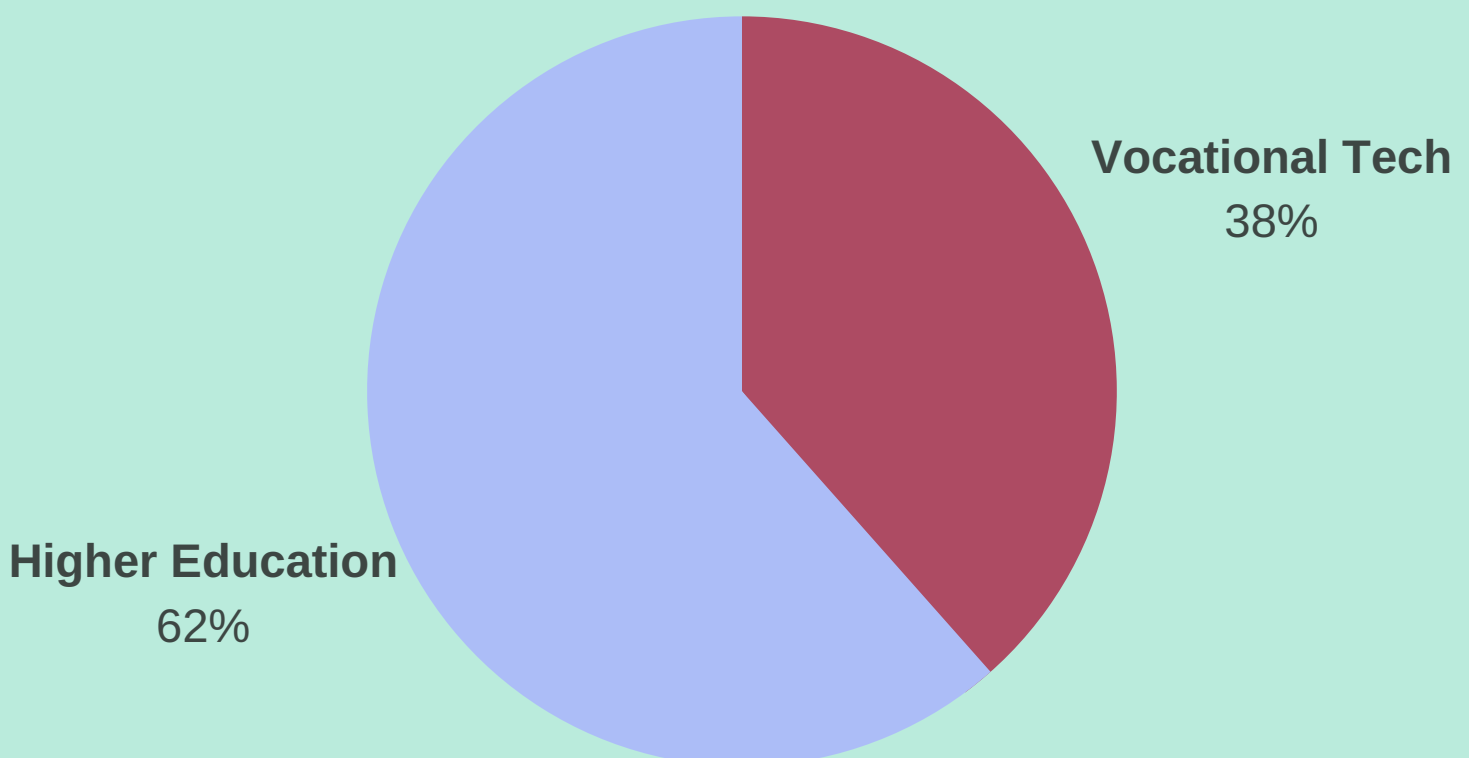
**Note :**

(i) - Teachers teaching more than one level of education are included in the level based on the highest number of teaching periods or number of classes taught.



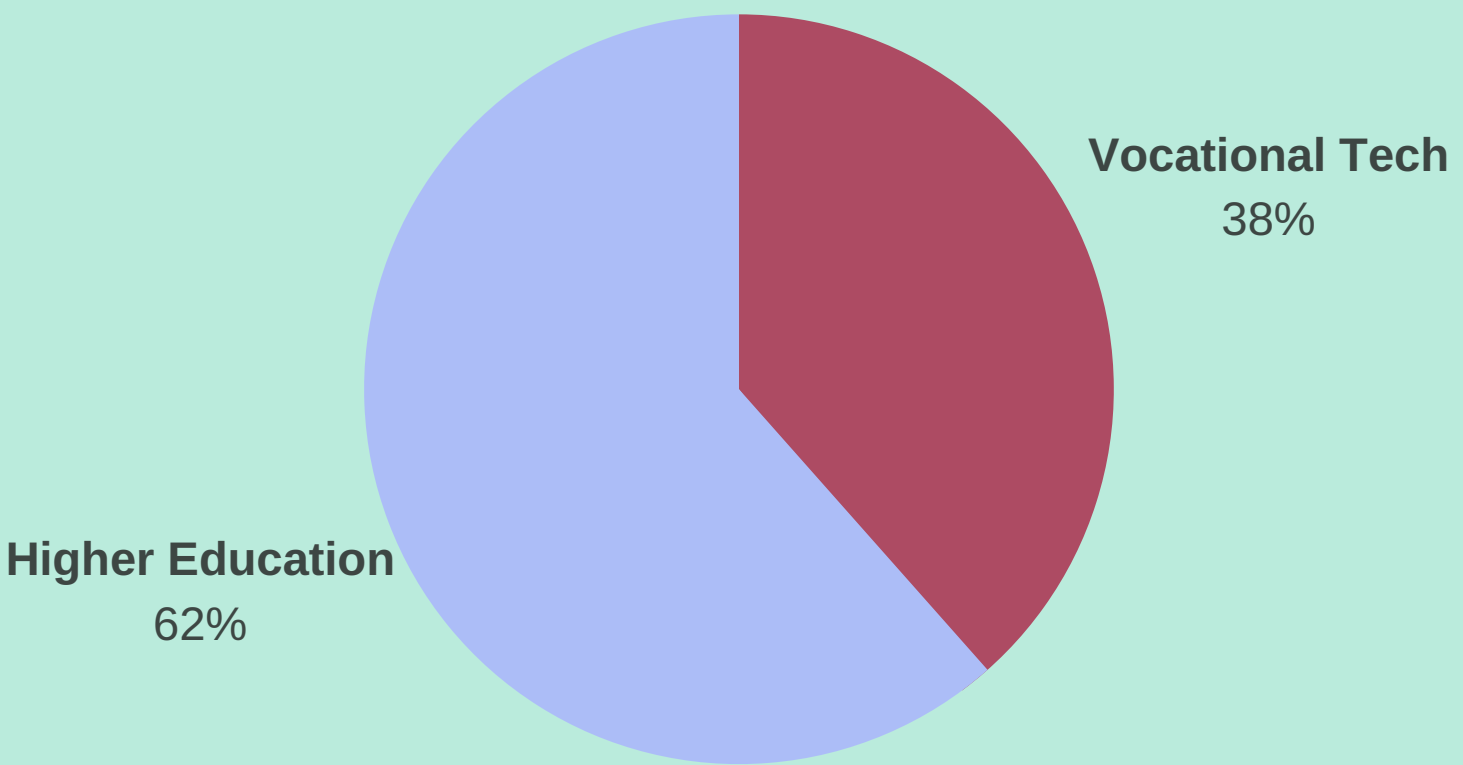
# EDUCATION STATISTICS ON MINISTRY OF EDUCATION 2017

Vocational, Technical & Higher Education levels





# EDUCATION STATISTICS ON MINISTRY OF EDUCATION





**3.1.1 NUMBER OF INSTITUTIONS ACCORDING TO EDUCATION LEVEL BY DISTRICT, 2017**

District	Vocational Technical	Higher Education	Total
<b>Total</b>	<b>7</b>	<b>4</b>	<b>11</b>
Brunei Muara	5	4	9
Tutong	0	0	0
Belait	2	0	2
Temburong	0	0	0

**3.1.2 ENROLMENTS ACCORDING TO EDUCATION LEVEL AND GENDER BY DISTRICT, 2017**

District	Vocational Technical			Higher Education			Total		
	MF	M	F	MF	M	F	MF	M	F
<b>Total</b>	<b>3449</b>	<b>1934</b>	<b>1515</b>	<b>9602</b>	<b>3705</b>	<b>5897</b>	<b>13051</b>	<b>5639</b>	<b>7412</b>
Brunei Muara	2720	1499	1221	9602	3705	5897	12322	5204	7118
Tutong	0	0	0	0	0	0	0	0	0
Belait	729	435	294	0	0	0	729	435	294
Temburong	0	0	0	0	0	0	0	0	0

**3.1.3 NUMBER OF INSTRUCTORS/LECTURERS ACCORDING TO EDUCATION LEVEL AND GENDER BY DISTRICT, 2017**

District	Vocational Technical			Higher Education			Total		
	MF	M	F	MF	M	F	MF	M	F
<b>Total</b>	<b>447</b>	<b>202</b>	<b>245</b>	<b>706</b>	<b>379</b>	<b>327</b>	<b>1153</b>	<b>581</b>	<b>572</b>
Brunei Muara	347	151	196	706	379	327	1053	530	523
Tutong	0	0	0	0	0	0	0	0	0
Belait	100	51	49	0	0	0	100	51	49
Temburong	0	0	0	0	0	0	0	0	0

**3.1.4 ENROLMENTS AND NUMBER OF INSTRUCTORS/LECTURERS ACCORDING TO GENDER BY EDUCATION LEVEL, 2017**

Education Level	Students			Instructors/Lecturers		
	MF	M	F	MF	M	F
<b>Total</b>	<b>13051</b>	<b>5639</b>	<b>7412</b>	<b>1153</b>	<b>581</b>	<b>572</b>
<b>Vocational Technical</b>	<b>3449</b>	<b>1934</b>	<b>1515</b>	<b>447</b>	<b>202</b>	<b>245</b>
Year 1	2137	1211	926			
Year 2	1279	692	587	447	202	245
Year 3	33	31	2			
<b>Higher Education</b>	<b>9602</b>	<b>3705</b>	<b>5897</b>	<b>706</b>	<b>379</b>	<b>327</b>
Year 1	3063	1199	1864			
Year 2	2623	1019	1604			
Year 3	2152	855	1297			
Year 4	1722	622	1100	706	379	327
Year 5	38	8	30			
Year 6	4	2	2			

### 3.1.5 VOCATIONAL TECHNICAL ENROLMENTS ACCORDING TO EDUCATION LEVEL AND GENDER BY DISTRICT, 2017

District	Year 1			Year 2			Year 3			Total		
	MF	M	F	MF	M	F	MF	M	F	MF	M	F
<b>Vocational Technical Total</b>	<b>2137</b>	<b>1211</b>	<b>926</b>	<b>1279</b>	<b>692</b>	<b>587</b>	<b>33</b>	<b>31</b>	<b>2</b>	<b>3449</b>	<b>1934</b>	<b>1515</b>
Brunei Muara	1709	977	732	1011	522	489	0	0	0	2720	1499	1221
Tutong	0	0	0	0	0	0	0	0	0	0	0	0
Belait	428	234	194	268	170	98	33	31	2	729	435	294
Temburong	0	0	0	0	0	0	0	0	0	0	0	0

### 3.1.6 HIGHER EDUCATION ENROLMENTS ACCORDING TO EDUCATION LEVEL AND GENDER BY DISTRICT, 2017

District	Year 1			Year 2			Year 3			Year 4			Year 5			Year 6			Total		
	MF	M	F	MF	M	F	MF	M	F	MF	M	F	MF	M	F	MF	M	F	MF	M	F
<b>Higher Education Total</b>	<b>3063</b>	<b>1199</b>	<b>1864</b>	<b>2623</b>	<b>1019</b>	<b>1604</b>	<b>2152</b>	<b>855</b>	<b>1297</b>	<b>1722</b>	<b>622</b>	<b>1100</b>	<b>38</b>	<b>8</b>	<b>30</b>	<b>4</b>	<b>2</b>	<b>2</b>	<b>9602</b>	<b>3705</b>	<b>5897</b>
Brunei Muara	3063	1199	1864	2623	1019	1604	2152	855	1297	1722	622	1100	38	8	30	4	2	2	9602	3705	5897
Tutong	0	0	0	0	0	0	0	0	0	0	0	0	0	0	0	0	0	0	0	0	0
Belait	0	0	0	0	0	0	0	0	0	0	0	0	0	0	0	0	0	0	0	0	0
Temburong	0	0	0	0	0	0	0	0	0	0	0	0	0	0	0	0	0	0	0	0	0

### 3.1.7 TECHNICAL VOCATIONAL NUMBER OF NEW STUDENTS AND REPEATERS ACCORDING TO GENDER BY EDUCATION LEVEL AND INSTITUTION, 2017

Education Level	New Students			Repeaters			Total		
	MF	M	F	MF	M	F	MF	M	F
<b>Vocational Technical Total</b>	<b>3399</b>	<b>1895</b>	<b>1504</b>	<b>50</b>	<b>39</b>	<b>11</b>	<b>3449</b>	<b>1934</b>	<b>1515</b>
Year 1	2108	1189	919	29	22	7	2137	1211	926
Year 2	1258	675	583	21	17	4	1279	692	587
Year 3	33	31	2	0	0	0	33	31	2
<b>IBTE SULTAN SAIFUL RIJAL CAMPUS</b>	<b>812</b>	<b>398</b>	<b>414</b>	<b>0</b>	<b>0</b>	<b>0</b>	<b>812</b>	<b>398</b>	<b>414</b>
Year 1	412	191	221	0	0	0	412	191	221
Year 2	400	207	193	0	0	0	400	207	193
Year 3	z	z	z	z	z	z	z	z	z
<b>IBTE MECHANICAL CAMPUS</b>	<b>537</b>	<b>460</b>	<b>77</b>	<b>33</b>	<b>29</b>	<b>4</b>	<b>570</b>	<b>489</b>	<b>81</b>
Year 1	425	372	53	22	19	3	447	391	56
Year 2	112	88	24	11	10	1	123	98	25
Year 3	z	z	z	z	z	z	z	z	z
<b>IBTE BUSINESS CAMPUS</b>	<b>560</b>	<b>191</b>	<b>369</b>	<b>0</b>	<b>0</b>	<b>0</b>	<b>560</b>	<b>191</b>	<b>369</b>
Year 1	355	128	227	0	0	0	355	128	227
Year 2	205	63	142	0	0	0	205	63	142
Year 3	z	z	z	z	z	z	z	z	z
<b>IBTE NAKHODA RAGAM CAMPUS</b>	<b>422</b>	<b>259</b>	<b>163</b>	<b>0</b>	<b>0</b>	<b>0</b>	<b>422</b>	<b>259</b>	<b>163</b>
Year 1	251	160	91	0	0	0	251	160	91
Year 2	171	99	72	0	0	0	171	99	72
Year 3	z	z	z	z	z	z	z	z	z
<b>IBTE AGRO-TECHNOLOGY CAMPUS</b>	<b>347</b>	<b>159</b>	<b>188</b>	<b>9</b>	<b>3</b>	<b>6</b>	<b>356</b>	<b>162</b>	<b>194</b>
Year 1	237	104	133	7	3	4	244	107	137
Year 2	110	55	55	2	0	2	112	55	57
Year 3	z	z	z	z	z	z	z	z	z



### 3.1.7 TECHNICAL VOCATIONAL NUMBER OF NEW STUDENTS AND REPEATERS ACCORDING TO GENDER BY EDUCATION LEVEL AND INSTITUTION, 2017

Education Level	New Students			Repeaters			Total		
	MF	M	F	MF	M	F	MF	M	F
<b>IBTE JEFRI BOLKIAH CAMPUS</b>	<b>266</b>	<b>181</b>	<b>85</b>	<b>8</b>	<b>7</b>	<b>1</b>	<b>274</b>	<b>188</b>	<b>86</b>
Year 1	127	77	50	0	0	0	127	77	50
Year 2	106	73	33	8	7	1	114	80	34
Year 3	33	31	2	0	0	0	33	31	2
<b>IBTE SULTAN BOLKIAH CAMPUS</b>	<b>455</b>	<b>247</b>	<b>208</b>	<b>0</b>	<b>0</b>	<b>0</b>	<b>455</b>	<b>247</b>	<b>208</b>
Year 1	301	157	144	0	0	0	301	157	144
Year 2	154	90	64	0	0	0	154	90	64
Year 3	z	z	z	z	z	z	z	z	z

### 3.1.8 HIGHER EDUCATION NUMBER OF NEW STUDENTS AND REPEATERS ACCORDING TO GENDER BY EDUCATION LEVEL AND INSTITUTION, 2017

Education Level	New Students			Repeaters			Total		
	MF	M	F	MF	M	F	MF	M	F
<b>Higher Education Total</b>	<b>9574</b>	<b>3685</b>	<b>5889</b>	<b>28</b>	<b>20</b>	<b>8</b>	<b>9602</b>	<b>3705</b>	<b>5897</b>
Year 1	3054	1192	1862	9	7	2	3063	1199	1864
Year 2	2604	1006	1598	19	13	6	2623	1019	1604
Year 3	2152	855	1297	0	0	0	2152	855	1297
Year 4	1722	622	1100	0	0	0	1722	622	1100
Year 5	38	8	30	0	0	0	38	8	30
Year 6	4	2	2	0	0	0	4	2	2
<b>UBD</b>	<b>4984</b>	<b>1675</b>	<b>3309</b>	<b>0</b>	<b>0</b>	<b>0</b>	<b>4984</b>	<b>1675</b>	<b>3309</b>
Year 1	1560	560	1000	0	0	0	1560	560	1000
Year 2	1419	467	952	0	0	0	1419	467	952
Year 3	936	302	634	0	0	0	936	302	634
Year 4	1069	346	723	0	0	0	1069	346	723
Year 5	z	z	z	z	z	z	z	z	z
Year 6	z	z	z	z	z	z	z	z	z
<b>UNISSA</b>	<b>1074</b>	<b>384</b>	<b>690</b>	<b>0</b>	<b>0</b>	<b>0</b>	<b>1074</b>	<b>384</b>	<b>690</b>
Year 1	372	126	246	0	0	0	372	126	246
Year 2	282	107	175	0	0	0	282	107	175
Year 3	209	74	135	0	0	0	209	74	135
Year 4	169	67	102	0	0	0	169	67	102
Year 5	38	8	30	0	0	0	38	8	30
Year 6	4	2	2	0	z	z	4	2	2
<b>UTB</b>	<b>1425</b>	<b>673</b>	<b>752</b>	<b>0</b>	<b>0</b>	<b>0</b>	<b>1425</b>	<b>673</b>	<b>752</b>
Year 1	457	205	252	0	0	0	457	205	252
Year 2	219	119	100	0	0	0	219	119	100
Year 3	265	140	125	0	0	0	265	140	125
Year 4	484	209	275	0	0	0	484	209	275
Year 5	z	z	z	0	z	z	z	z	z
Year 6	z	z	z	0	z	z	z	z	z
<b>PB</b>	<b>2091</b>	<b>953</b>	<b>1138</b>	<b>28</b>	<b>20</b>	<b>8</b>	<b>2119</b>	<b>973</b>	<b>1146</b>
Year 1	665	301	364	9	7	2	674	308	366
Year 2	684	313	371	19	13	6	703	326	377
Year 3	742	339	403	0	0	0	742	339	403
Year 4	z	z	z	z	z	z	z	z	z
Year 5	z	z	z	z	z	z	z	z	z
Year 6	z	z	z	z	z	z	z	z	z

## 3.1.9 VOCATIONAL TECHNICAL ENROLMENTS ACCORDING TO AGE BY EDUCATION LEVEL, INSTITUTION, AND GENDER, 2017

Education Level	Gender	Age (in years)																										Total	
		≤ 15	15	16	17	18	19	20	21	22	23	24	25	26	27	28	29	30	31	32	33	34	35-39	40-44	45-49	50-54	55-59		≥ 59
Vocational Technical Total	MF	0	0	49	446	829	818	502	312	168	114	56	52	24	22	12	12	10	6	4	1	4	7	1	0	0	0	0	3449
	M	0	0	26	217	455	455	281	165	94	81	45	37	21	13	9	11	6	5	4	1	3	5	0	0	0	0	0	1934
	F	0	0	23	229	374	363	221	147	74	33	11	15	3	9	3	1	4	1	0	0	1	2	1	0	0	0	0	1515
Year 1	MF	0	0	49	412	607	469	234	133	79	47	23	21	13	12	5	9	7	4	2	1	4	5	1	0	0	0	0	2137
	M	0	0	26	196	336	270	137	83	46	35	20	16	12	5	4	8	3	4	2	1	3	4	0	0	0	0	0	1211
	F	0	0	23	216	271	199	97	50	33	12	3	5	1	7	1	1	4	0	0	0	1	1	1	0	0	0	0	926
Year 2	MF	0	0	0	34	222	344	262	176	87	64	32	31	9	7	4	1	1	2	1	0	0	2	0	0	0	0	0	1279
	M	0	0	0	21	119	181	138	79	46	44	24	21	7	5	2	1	1	1	1	0	0	1	0	0	0	0	0	692
	F	0	0	0	13	103	163	124	97	41	20	8	10	2	2	2	0	0	1	0	0	0	1	0	0	0	0	0	587
Year 3	MF	0	0	0	0	5	6	3	2	3	1	0	2	3	3	2	2	0	1	0	0	0	0	0	0	0	0	0	33
	M	0	0	0	0	4	6	3	2	2	1	0	2	3	3	2	2	0	1	0	0	0	0	0	0	0	0	0	31
	F	0	0	0	0	1	0	0	0	1	0	0	0	0	0	0	0	0	0	0	0	0	0	0	0	0	0	0	2
IBTE SULTAN SAIFUL RIJAL CAMPUS	MF	0	0	19	132	215	188	107	62	38	21	10	9	5	3	1	0	1	1	0	0	0	0	0	0	0	0	0	812
	M	0	0	12	53	102	92	52	27	24	16	7	4	5	1	1	0	1	1	0	0	0	0	0	0	0	0	0	398
	F	0	0	7	79	113	96	55	35	14	5	3	5	0	2	0	0	0	0	0	0	0	0	0	0	0	0	0	414
Year 1	MF	0	0	19	118	108	79	40	22	12	4	2	2	3	2	0	0	0	1	0	0	0	0	0	0	0	0	0	412
	M	0	0	12	46	50	39	19	10	6	3	1	1	3	0	0	0	0	1	0	0	0	0	0	0	0	0	0	191
	F	0	0	7	72	58	40	21	12	6	1	1	1	0	2	0	0	0	0	0	0	0	0	0	0	0	0	0	221
Year 2	MF	0	0	0	14	107	109	67	40	26	17	8	7	2	1	1	0	1	0	0	0	0	0	0	0	0	0	0	400
	M	0	0	0	7	52	53	33	17	18	13	6	3	2	1	1	0	1	0	0	0	0	0	0	0	0	0	0	207
	F	0	0	0	7	55	56	34	23	8	4	2	4	0	0	0	0	0	0	0	0	0	0	0	0	0	0	0	193
Year 3	MF	z	z	z	z	z	z	z	z	z	z	z	z	z	z	z	z	z	z	z	z	z	z	z	z	z	z	z	z
	M	z	z	z	z	z	z	z	z	z	z	z	z	z	z	z	z	z	z	z	z	z	z	z	z	z	z	z	z
	F	z	z	z	z	z	z	z	z	z	z	z	z	z	z	z	z	z	z	z	z	z	z	z	z	z	z	z	z
IBTE MECHANICAL CAMPUS	MF	0	0	5	55	109	112	61	57	34	44	30	26	13	7	2	7	2	1	1	0	3	1	0	0	0	0	0	570
	M	0	0	4	46	93	105	51	45	26	36	26	24	13	6	2	6	1	1	1	0	2	1	0	0	0	0	0	489
	F	0	0	1	9	16	7	10	12	8	8	4	2	0	1	0	1	1	0	0	0	1	0	0	0	0	0	0	81
Year 1	MF	0	0	5	55	101	90	38	46	31	25	15	11	8	5	2	7	2	1	1	0	3	1	0	0	0	0	0	447
	M	0	0	4	46	87	85	36	37	24	22	14	10	8	4	2	6	1	1	1	0	2	1	0	0	0	0	0	391
	F	0	0	1	9	14	5	2	9	7	3	1	1	0	1	0	1	1	0	0	0	1	0	0	0	0	0	0	56
Year 2	MF	0	0	0	0	8	22	23	11	3	19	15	15	5	2	0	0	0	0	0	0	0	0	0	0	0	0	0	123
	M	0	0	0	0	6	20	15	8	2	14	12	14	5	2	0	0	0	0	0	0	0	0	0	0	0	0	0	98
	F	0	0	0	0	2	2	8	3	1	5	3	1	0	0	0	0	0	0	0	0	0	0	0	0	0	0	0	25
Year 3	MF	z	z	z	z	z	z	z	z	z	z	z	z	z	z	z	z	z	z	z	z	z	z	z	z	z	z	z	z
	M	z	z	z	z	z	z	z	z	z	z	z	z	z	z	z	z	z	z	z	z	z	z	z	z	z	z	z	z
	F	z	z	z	z	z	z	z	z	z	z	z	z	z	z	z	z	z	z	z	z	z	z	z	z	z	z	z	z

## 3.1.9 VOCATIONAL TECHNICAL ENROLMENTS ACCORDING TO AGE BY EDUCATION LEVEL, INSTITUTION, AND GENDER, 2017

Education Level	Gender	Age (in years)																									Total		
		≤ 15	15	16	17	18	19	20	21	22	23	24	25	26	27	28	29	30	31	32	33	34	35-39	40-44	45-49	50-54		55-59	≥ 59
IBTE BUSINESS CAMPUS	MF	0	0	13	88	144	127	91	55	17	11	4	6	1	1	0	0	0	1	0	0	0	1	0	0	0	0	0	560
	M	0	0	4	29	54	37	35	17	6	5	2	2	0	0	0	0	0	0	0	0	0	0	0	0	0	0	0	191
	F	0	0	9	59	90	90	56	38	11	6	2	4	1	1	0	0	0	1	0	0	0	1	0	0	0	0	0	369
Year 1	MF	0	0	13	84	120	70	43	17	1	5	0	2	0	0	0	0	0	0	0	0	0	0	0	0	0	0	355	
	M	0	0	4	27	49	20	18	8	0	1	0	1	0	0	0	0	0	0	0	0	0	0	0	0	0	0	128	
	F	0	0	9	57	71	50	25	9	1	4	0	1	0	0	0	0	0	0	0	0	0	0	0	0	0	0	227	
Year 2	MF	0	0	0	4	24	57	48	38	16	6	4	4	1	1	0	0	0	1	0	0	0	1	0	0	0	0	205	
	M	0	0	0	2	5	17	17	9	6	4	2	1	0	0	0	0	0	0	0	0	0	0	0	0	0	0	63	
	F	0	0	0	2	19	40	31	29	10	2	2	3	1	1	0	0	0	1	0	0	0	1	0	0	0	0	142	
Year 3	MF	Z	Z	Z	Z	Z	Z	Z	Z	Z	Z	Z	Z	Z	Z	Z	Z	Z	Z	Z	Z	Z	Z	Z	Z	Z	Z	Z	
	M	Z	Z	Z	Z	Z	Z	Z	Z	Z	Z	Z	Z	Z	Z	Z	Z	Z	Z	Z	Z	Z	Z	Z	Z	Z	Z	Z	
	F	Z	Z	Z	Z	Z	Z	Z	Z	Z	Z	Z	Z	Z	Z	Z	Z	Z	Z	Z	Z	Z	Z	Z	Z	Z	Z	Z	
IBTE NAKHODA RAGAM CAMPUS	MF	0	0	0	32	112	135	71	40	18	10	1	0	1	1	0	1	0	0	0	0	0	0	0	0	0	0	422	
	M	0	0	0	22	74	78	40	23	11	8	1	0	1	0	0	1	0	0	0	0	0	0	0	0	0	0	259	
	F	0	0	0	10	38	57	31	17	7	2	0	0	0	1	0	0	0	0	0	0	0	0	0	0	0	0	163	
Year 1	MF	0	0	0	22	85	77	35	15	9	5	0	0	1	1	0	1	0	0	0	0	0	0	0	0	0	0	251	
	M	0	0	0	15	54	47	21	12	5	4	0	0	1	0	0	1	0	0	0	0	0	0	0	0	0	0	160	
	F	0	0	0	7	31	30	14	3	4	1	0	0	0	1	0	0	0	0	0	0	0	0	0	0	0	0	91	
Year 2	MF	0	0	0	10	27	58	36	25	9	5	1	0	0	0	0	0	0	0	0	0	0	0	0	0	0	0	171	
	M	0	0	0	7	20	31	19	11	6	4	1	0	0	0	0	0	0	0	0	0	0	0	0	0	0	0	99	
	F	0	0	0	3	7	27	17	14	3	1	0	0	0	0	0	0	0	0	0	0	0	0	0	0	0	0	72	
Year 3	MF	Z	Z	Z	Z	Z	Z	Z	Z	Z	Z	Z	Z	Z	Z	Z	Z	Z	Z	Z	Z	Z	Z	Z	Z	Z	Z	Z	
	M	Z	Z	Z	Z	Z	Z	Z	Z	Z	Z	Z	Z	Z	Z	Z	Z	Z	Z	Z	Z	Z	Z	Z	Z	Z	Z	Z	
	F	Z	Z	Z	Z	Z	Z	Z	Z	Z	Z	Z	Z	Z	Z	Z	Z	Z	Z	Z	Z	Z	Z	Z	Z	Z	Z	Z	
AGRO-TECHNOLOGY CAMPUS	MF	0	0	8	45	88	80	55	28	17	6	5	4	1	6	4	1	4	0	0	1	1	1	1	0	0	0	356	
	M	0	0	3	19	38	40	31	11	3	2	4	2	0	2	1	1	2	0	0	1	1	1	0	0	0	0	162	
	F	0	0	5	26	50	40	24	17	14	4	1	2	1	4	3	0	2	0	0	0	0	0	1	0	0	0	194	
Year 1	MF	0	0	8	44	76	49	24	11	8	3	5	2	1	3	2	1	4	0	0	1	1	0	1	0	0	0	244	
	M	0	0	3	18	31	23	16	4	1	0	4	1	0	0	1	1	2	0	0	1	1	0	0	0	0	0	107	
	F	0	0	5	26	45	26	8	7	7	3	1	1	1	3	1	0	2	0	0	0	0	0	1	0	0	0	137	
Year 2	MF	0	0	0	1	12	31	31	17	9	3	0	2	0	3	2	0	0	0	0	0	0	1	0	0	0	0	112	
	M	0	0	0	1	7	17	15	7	2	2	0	1	0	2	0	0	0	0	0	0	0	1	0	0	0	0	55	
	F	0	0	0	0	5	14	16	10	7	1	0	1	0	1	2	0	0	0	0	0	0	0	0	0	0	0	57	
Year 3	MF	Z	Z	Z	Z	Z	Z	Z	Z	Z	Z	Z	Z	Z	Z	Z	Z	Z	Z	Z	Z	Z	Z	Z	Z	Z	Z	Z	
	M	Z	Z	Z	Z	Z	Z	Z	Z	Z	Z	Z	Z	Z	Z	Z	Z	Z	Z	Z	Z	Z	Z	Z	Z	Z	Z	Z	
	F	Z	Z	Z	Z	Z	Z	Z	Z	Z	Z	Z	Z	Z	Z	Z	Z	Z	Z	Z	Z	Z	Z	Z	Z	Z	Z	Z	

## 3.1.9 VOCATIONAL TECHNICAL ENROLMENTS ACCORDING TO AGE BY EDUCATION LEVEL, INSTITUTION, AND GENDER, 2017

Education Level	Gender	Age (in years)																									Total		
		≤ 15	15	16	17	18	19	20	21	22	23	24	25	26	27	28	29	30	31	32	33	34	35-39	40-44	45-49	50-54		55-59	≥ 59
IBTE JEFRI BOLKIAH CAMPUS	MF	0	0	2	54	65	61	34	20	11	9	2	2	2	3	4	2	2	0	1	0	0	0	0	0	0	0	0	274
	M	0	0	1	29	41	47	24	13	9	7	2	1	2	3	4	2	2	0	1	0	0	0	0	0	0	0	0	188
	F	0	0	1	25	24	14	10	7	2	2	0	1	0	0	0	0	0	0	0	0	0	0	0	0	0	0	0	86
Year 1	MF	0	0	2	50	28	23	11	6	4	2	0	1	0	0	0	0	0	0	0	0	0	0	0	0	0	0	127	
	M	0	0	1	26	18	17	6	3	3	2	0	1	0	0	0	0	0	0	0	0	0	0	0	0	0	0	77	
	F	0	0	1	24	10	6	5	3	1	0	0	0	0	0	0	0	0	0	0	0	0	0	0	0	0	0	50	
Year 2	MF	0	0	0	4	37	33	17	11	5	4	1	1	0	0	1	0	0	0	0	0	0	0	0	0	0	0	114	
	M	0	0	0	3	23	26	12	7	4	3	1	0	0	0	1	0	0	0	0	0	0	0	0	0	0	0	80	
	F	0	0	0	1	14	7	5	4	1	1	0	1	0	0	0	0	0	0	0	0	0	0	0	0	0	0	34	
Year 3	MF	0	0	0	0	0	5	6	3	2	3	1	0	2	3	3	2	2	0	1	0	0	0	0	0	0	0	33	
	M	0	0	0	0	0	4	6	3	2	2	1	0	2	3	3	2	2	0	1	0	0	0	0	0	0	0	31	
	F	0	0	0	0	0	1	0	0	0	1	0	0	0	0	0	0	0	0	0	0	0	0	0	0	0	0	2	
IBTE SULTAN BOLKIAH CAMPUS	MF	0	0	2	40	96	115	83	50	33	13	4	5	1	1	1	1	1	3	2	0	0	4	0	0	0	0	455	
	M	0	0	2	19	53	56	48	29	15	7	3	4	0	1	1	1	0	3	2	0	0	3	0	0	0	0	247	
	F	0	0	0	21	43	59	35	21	18	6	1	1	1	0	0	0	1	0	0	0	0	1	0	0	0	0	208	
Year 1	MF	0	0	2	39	89	81	43	16	14	3	1	3	0	1	1	0	1	2	1	0	0	4	0	0	0	0	301	
	M	0	0	2	18	47	39	21	9	7	3	1	2	0	1	1	0	0	2	1	0	0	3	0	0	0	0	157	
	F	0	0	0	21	42	42	22	7	7	0	0	1	0	0	0	0	1	0	0	0	0	1	0	0	0	0	144	
Year 2	MF	0	0	0	1	7	34	40	34	19	10	3	2	1	0	0	1	0	1	1	0	0	0	0	0	0	0	154	
	M	0	0	0	1	6	17	27	20	8	4	2	2	0	0	0	1	0	1	1	0	0	0	0	0	0	0	90	
	F	0	0	0	0	1	17	13	14	11	6	1	0	1	0	0	0	0	0	0	0	0	0	0	0	0	0	64	
Year 3	MF	Z	Z	Z	Z	Z	Z	Z	Z	Z	Z	Z	Z	Z	Z	Z	Z	Z	Z	Z	Z	Z	Z	Z	Z	Z	Z	Z	
	M	Z	Z	Z	Z	Z	Z	Z	Z	Z	Z	Z	Z	Z	Z	Z	Z	Z	Z	Z	Z	Z	Z	Z	Z	Z	Z	Z	
	F	Z	Z	Z	Z	Z	Z	Z	Z	Z	Z	Z	Z	Z	Z	Z	Z	Z	Z	Z	Z	Z	Z	Z	Z	Z	Z	Z	



## 3.1.10 HIGHER EDUCATION ENROLMENTS ACCORDING TO AGE BY EDUCATION LEVEL, INSTITUTION, AND GENDER, 2017

Education Level	Gender	Age (in years)																									Unknown	Total	
		<15	15	16	17	18	19	20	21	22	23	24	25	26	27	28	29	30	31	32	33	34	35-39	40-44	45-49	50-54			55-59
UNISSA	MF	0	0	0	3	19	128	259	188	162	106	69	44	24	18	7	2	7	8	3	5	1	9	3	5	3	0	1	0
	M	0	0	0	0	10	43	79	62	69	34	28	12	5	8	5	1	4	4	2	3	1	4	2	5	2	0	1	0
	F	0	0	0	3	9	85	180	126	93	72	41	32	19	10	2	1	3	4	1	2	0	5	1	0	1	0	0	0
Year 1	MF	0	0	0	3	18	101	134	41	6	9	25	15	2	4	2	1	2	1	1	2	0	2	1	2	0	0	0	0
	M	0	0	0	0	10	32	38	12	3	4	14	1	1	2	1	0	1	0	0	2	0	2	1	2	0	0	0	0
	F	0	0	0	3	8	69	96	29	3	5	11	14	1	2	1	1	1	1	1	0	0	0	0	0	0	0	0	0
Year 2	MF	0	0	0	0	1	26	107	76	21	7	8	12	7	3	3	0	1	5	2	0	0	3	0	0	0	0	0	0
	M	0	0	0	0	0	10	36	30	8	4	2	5	1	3	3	0	0	2	2	0	0	1	0	0	0	0	0	0
	F	0	0	0	0	1	16	71	46	13	3	6	7	6	0	0	0	1	3	0	0	0	2	0	0	0	0	0	0
Year 3	MF	0	0	0	0	0	1	18	71	61	26	6	5	5	6	0	0	1	1	0	2	1	1	0	2	2	0	0	0
	M	0	0	0	0	0	1	5	20	23	10	3	3	1	2	0	0	0	1	0	0	1	0	2	1	0	0	0	0
	F	0	0	0	0	0	0	13	51	38	16	3	2	4	4	0	0	1	0	0	2	0	0	0	0	1	0	0	0
Year 4	MF	0	0	0	0	0	0	0	74	34	25	10	10	5	1	0	3	1	0	1	0	2	1	0	1	0	1	0	0
	M	0	0	0	0	0	0	0	0	35	12	7	3	2	1	0	0	3	1	0	1	0	0	0	0	1	0	1	0
	F	0	0	0	0	0	0	0	0	39	22	18	7	8	4	1	0	0	0	0	0	0	2	1	0	0	0	0	0
Year 5	MF	0	0	0	0	0	0	0	0	0	30	5	0	0	0	1	0	0	0	0	0	0	1	1	0	0	0	0	0
	M	0	0	0	0	0	0	0	0	0	4	2	0	0	0	0	1	0	0	0	0	0	0	0	1	0	0	0	0
	F	0	0	0	0	0	0	0	0	0	26	3	0	0	0	0	0	0	0	0	0	0	1	0	0	0	0	0	0
Year 6	MF	0	0	0	0	0	0	0	0	0	0	2	0	0	1	0	0	0	0	0	0	0	0	0	0	1	0	0	0
	M	0	0	0	0	0	0	0	0	0	0	0	0	0	0	1	0	0	0	0	0	0	0	0	0	1	0	0	0
	F	0	0	0	0	0	0	0	0	0	0	0	0	0	0	0	0	0	0	0	0	0	0	0	0	0	0	0	0
UTB	MF	0	0	0	5	52	103	86	149	155	283	210	124	85	70	44	12	17	10	10	2	0	3	5	0	0	0	0	0
	M	0	0	0	2	31	49	43	63	70	139	99	65	40	37	5	7	7	5	7	2	0	1	1	0	0	0	0	0
	F	0	0	0	3	21	54	43	86	85	144	111	59	45	33	39	5	10	5	3	0	0	2	4	0	0	0	0	0
Year 1	MF	0	0	0	5	52	85	26	20	46	54	44	37	28	26	27	0	4	0	3	0	0	0	0	0	0	0	0	0
	M	0	0	0	2	31	40	13	6	21	20	21	15	10	19	0	0	4	0	3	0	0	0	0	0	0	0	0	0
	F	0	0	0	3	21	45	13	14	25	34	23	22	18	7	27	0	0	0	0	0	0	0	0	0	0	0	0	0
Year 2	MF	0	0	0	0	0	0	0	0	114	71	16	7	0	3	0	0	0	0	0	0	0	3	5	0	0	0	0	0
	M	0	0	0	0	0	0	0	0	64	30	15	7	0	1	0	0	0	0	0	0	0	1	1	0	0	0	0	0
	F	0	0	0	0	0	0	0	0	50	41	1	0	0	2	0	0	0	0	0	0	0	2	4	0	0	0	0	0
Year 3	MF	0	0	0	0	0	18	60	80	36	9	12	12	10	13	1	3	5	4	1	1	0	0	0	0	0	0	0	0
	M	0	0	0	0	0	9	30	38	21	5	8	8	5	6	1	2	2	3	1	1	0	0	0	0	0	0	0	0
	F	0	0	0	0	0	9	30	42	15	4	4	4	5	7	0	1	3	1	0	0	0	0	0	0	0	0	0	0
Year 4	MF	0	0	0	0	0	0	49	73	106	83	59	40	31	13	9	8	6	6	1	0	0	0	0	0	0	0	0	0
	M	0	0	0	0	0	0	19	28	50	40	27	18	12	3	5	1	2	3	1	0	0	0	0	0	0	0	0	0
	F	0	0	0	0	0	0	30	45	56	43	32	22	19	10	4	7	4	3	0	0	0	0	0	0	0	0	0	0
Year 5	MF	z	z	z	z	z	z	z	z	z	z	z	z	z	z	z	z	z	z	z	z	z	z	z	z	z	z	z	0
	M	z	z	z	z	z	z	z	z	z	z	z	z	z	z	z	z	z	z	z	z	z	z	z	z	z	z	z	0
	F	z	z	z	z	z	z	z	z	z	z	z	z	z	z	z	z	z	z	z	z	z	z	z	z	z	z	z	0
Year 6	MF	z	z	z	z	z	z	z	z	z	z	z	z	z	z	z	z	z	z	z	z	z	z	z	z	z	z	z	0
	M	z	z	z	z	z	z	z	z	z	z	z	z	z	z	z	z	z	z	z	z	z	z	z	z	z	z	z	0
	F	z	z	z	z	z	z	z	z	z	z	z	z	z	z	z	z	z	z	z	z	z	z	z	z	z	z	z	0

## 3.1.10 HIGHER EDUCATION ENROLMENTS ACCORDING TO AGE BY EDUCATION LEVEL, INSTITUTION, AND GENDER, 2017

Education Level	Gender	Age (in years)																										Unknown	Total					
		<15	15	16	17	18	19	20	21	22	23	24	25	26	27	28	29	30	31	32	33	34	35-39	40-44	45-49	50-54	55-59			>59				
PB	MF	0	0	10	73	235	267	358	402	372	184	97	62	23	11	6	1	5	7	0	2	1	2	1	0	0	0	0	0	0	0	0	0	2119
	M	0	0	3	35	98	132	171	173	166	95	50	22	7	8	1	1	3	4	0	1	1	2	0	0	0	0	0	0	0	0	0	0	973
	F	0	0	7	38	137	135	187	229	206	89	47	40	16	3	5	0	2	3	0	1	0	0	1	0	0	0	0	0	0	0	0	0	1146
Year 1	MF	0	0	10	66	141	92	118	108	55	31	25	11	4	4	1	1	2	3	0	1	0	1	0	0	0	0	0	0	0	0	0	674	
	M	0	0	3	32	64	47	55	47	24	13	12	4	1	3	0	1	0	1	0	0	0	1	0	0	0	0	0	0	0	0	0	0	308
	F	0	0	7	34	77	45	63	61	31	18	13	7	3	1	1	0	2	2	0	1	0	0	0	0	0	0	0	0	0	0	0	0	366
Year 2	MF	0	0	0	7	87	128	125	139	88	46	34	28	11	2	2	0	2	3	0	1	0	0	0	0	0	0	0	0	0	0	0	0	703
	M	0	0	0	3	30	63	70	61	33	24	19	11	4	1	1	0	2	3	0	1	0	0	0	0	0	0	0	0	0	0	0	0	326
	F	0	0	0	4	57	65	55	78	55	22	15	17	7	1	1	0	0	0	0	0	0	0	0	0	0	0	0	0	0	0	0	0	377
Year 3	MF	0	0	0	0	7	47	115	155	229	107	38	23	8	5	3	0	1	1	0	0	1	1	1	0	0	0	0	0	0	0	0	0	742
	M	0	0	0	0	4	22	46	65	109	58	19	7	2	4	0	0	1	0	0	0	1	1	0	0	0	0	0	0	0	0	0	0	339
	F	0	0	0	0	3	25	69	90	120	49	19	16	6	1	3	0	0	1	0	0	0	0	0	0	0	0	0	0	0	0	0	0	403
Year 4	MF	z	z	z	z	z	z	z	z	z	z	z	z	z	z	z	z	z	z	z	z	z	z	z	z	z	z	z	z	z	z	z	0	
	M	z	z	z	z	z	z	z	z	z	z	z	z	z	z	z	z	z	z	z	z	z	z	z	z	z	z	z	z	z	z	z	z	0
	F	z	z	z	z	z	z	z	z	z	z	z	z	z	z	z	z	z	z	z	z	z	z	z	z	z	z	z	z	z	z	z	z	0
Year 5	MF	z	z	z	z	z	z	z	z	z	z	z	z	z	z	z	z	z	z	z	z	z	z	z	z	z	z	z	z	z	z	z	z	0
	M	z	z	z	z	z	z	z	z	z	z	z	z	z	z	z	z	z	z	z	z	z	z	z	z	z	z	z	z	z	z	z	z	0
	F	z	z	z	z	z	z	z	z	z	z	z	z	z	z	z	z	z	z	z	z	z	z	z	z	z	z	z	z	z	z	z	z	0
Year 6	MF	z	z	z	z	z	z	z	z	z	z	z	z	z	z	z	z	z	z	z	z	z	z	z	z	z	z	z	z	z	z	z	z	0
	M	z	z	z	z	z	z	z	z	z	z	z	z	z	z	z	z	z	z	z	z	z	z	z	z	z	z	z	z	z	z	z	z	0
	F	z	z	z	z	z	z	z	z	z	z	z	z	z	z	z	z	z	z	z	z	z	z	z	z	z	z	z	z	z	z	z	z	0

**3.1.11 VOCATIONAL TECHNICAL ENROLMENTS ACCORDING TO RACE AND CITIZENSHIP BY EDUCATION LEVEL, INSITUTION, AND GENDER, 2017**

Education Level	Gender	Race										
		Malay		Other Indigenous		Chinese		Others		Total		
		C	NC	C	NC	C	NC	C	NC	C	NC	CNC
<b>Vocational Technical Total</b>	<b>MF</b>	<b>3045</b>	<b>4</b>	<b>210</b>	<b>3</b>	<b>127</b>	<b>3</b>	<b>55</b>	<b>2</b>	<b>3437</b>	<b>12</b>	<b>3449</b>
	<b>M</b>	<b>1702</b>	<b>2</b>	<b>118</b>	<b>3</b>	<b>76</b>	<b>3</b>	<b>29</b>	<b>1</b>	<b>1925</b>	<b>9</b>	<b>1934</b>
	<b>F</b>	<b>1343</b>	<b>2</b>	<b>92</b>	<b>0</b>	<b>51</b>	<b>0</b>	<b>26</b>	<b>1</b>	<b>1512</b>	<b>3</b>	<b>1515</b>
Year 1	<b>MF</b>	<b>1884</b>	<b>3</b>	<b>130</b>	<b>1</b>	<b>84</b>	<b>1</b>	<b>33</b>	<b>1</b>	<b>2131</b>	<b>6</b>	<b>2137</b>
	<b>M</b>	<b>1062</b>	<b>1</b>	<b>79</b>	<b>1</b>	<b>52</b>	<b>1</b>	<b>14</b>	<b>1</b>	<b>1207</b>	<b>4</b>	<b>1211</b>
	<b>F</b>	<b>822</b>	<b>2</b>	<b>51</b>	<b>0</b>	<b>32</b>	<b>0</b>	<b>19</b>	<b>0</b>	<b>924</b>	<b>2</b>	<b>926</b>
Year 2	<b>MF</b>	<b>1132</b>	<b>1</b>	<b>79</b>	<b>2</b>	<b>41</b>	<b>2</b>	<b>21</b>	<b>1</b>	<b>1273</b>	<b>6</b>	<b>1279</b>
	<b>M</b>	<b>613</b>	<b>1</b>	<b>38</b>	<b>2</b>	<b>22</b>	<b>2</b>	<b>14</b>	<b>0</b>	<b>687</b>	<b>5</b>	<b>692</b>
	<b>F</b>	<b>519</b>	<b>0</b>	<b>41</b>	<b>0</b>	<b>19</b>	<b>0</b>	<b>7</b>	<b>1</b>	<b>586</b>	<b>1</b>	<b>587</b>
Year 3	<b>MF</b>	<b>29</b>	<b>0</b>	<b>1</b>	<b>0</b>	<b>2</b>	<b>0</b>	<b>1</b>	<b>0</b>	<b>33</b>	<b>0</b>	<b>33</b>
	<b>M</b>	<b>27</b>	<b>0</b>	<b>1</b>	<b>0</b>	<b>2</b>	<b>0</b>	<b>1</b>	<b>0</b>	<b>31</b>	<b>0</b>	<b>31</b>
	<b>F</b>	<b>2</b>	<b>0</b>	<b>0</b>	<b>0</b>	<b>0</b>	<b>0</b>	<b>0</b>	<b>0</b>	<b>2</b>	<b>0</b>	<b>2</b>
<b>IBTE SULTAN SAIFUL RIJAL CAMPUS</b>	<b>MF</b>	<b>763</b>	<b>1</b>	<b>16</b>	<b>1</b>	<b>24</b>	<b>2</b>	<b>3</b>	<b>2</b>	<b>806</b>	<b>6</b>	<b>812</b>
	<b>M</b>	<b>372</b>	<b>1</b>	<b>7</b>	<b>1</b>	<b>12</b>	<b>2</b>	<b>2</b>	<b>1</b>	<b>393</b>	<b>5</b>	<b>398</b>
	<b>F</b>	<b>391</b>	<b>0</b>	<b>9</b>	<b>0</b>	<b>12</b>	<b>0</b>	<b>1</b>	<b>1</b>	<b>413</b>	<b>1</b>	<b>414</b>
Year 1	<b>MF</b>	<b>387</b>	<b>0</b>	<b>9</b>	<b>0</b>	<b>14</b>	<b>0</b>	<b>1</b>	<b>1</b>	<b>411</b>	<b>1</b>	<b>412</b>
	<b>M</b>	<b>179</b>	<b>0</b>	<b>4</b>	<b>0</b>	<b>7</b>	<b>0</b>	<b>0</b>	<b>1</b>	<b>190</b>	<b>1</b>	<b>191</b>
	<b>F</b>	<b>208</b>	<b>0</b>	<b>5</b>	<b>0</b>	<b>7</b>	<b>0</b>	<b>1</b>	<b>0</b>	<b>221</b>	<b>0</b>	<b>221</b>
Year 2	<b>MF</b>	<b>376</b>	<b>1</b>	<b>7</b>	<b>1</b>	<b>10</b>	<b>2</b>	<b>2</b>	<b>1</b>	<b>395</b>	<b>5</b>	<b>400</b>
	<b>M</b>	<b>193</b>	<b>1</b>	<b>3</b>	<b>1</b>	<b>5</b>	<b>2</b>	<b>2</b>	<b>0</b>	<b>203</b>	<b>4</b>	<b>207</b>
	<b>F</b>	<b>183</b>	<b>0</b>	<b>4</b>	<b>0</b>	<b>5</b>	<b>0</b>	<b>0</b>	<b>1</b>	<b>192</b>	<b>1</b>	<b>193</b>
Year 3	<b>MF</b>	<b>z</b>	<b>z</b>	<b>z</b>	<b>z</b>	<b>z</b>	<b>z</b>	<b>z</b>	<b>z</b>	<b>z</b>	<b>z</b>	<b>z</b>
	<b>M</b>	<b>z</b>	<b>z</b>	<b>z</b>	<b>z</b>	<b>z</b>	<b>z</b>	<b>z</b>	<b>z</b>	<b>z</b>	<b>z</b>	<b>z</b>
	<b>F</b>	<b>z</b>	<b>z</b>	<b>z</b>	<b>z</b>	<b>z</b>	<b>z</b>	<b>z</b>	<b>z</b>	<b>z</b>	<b>z</b>	<b>z</b>
<b>IBTE MECHANICAL CAMPUS</b>	<b>MF</b>	<b>519</b>	<b>1</b>	<b>33</b>	<b>1</b>	<b>14</b>	<b>0</b>	<b>2</b>	<b>0</b>	<b>568</b>	<b>2</b>	<b>570</b>
	<b>M</b>	<b>440</b>	<b>1</b>	<b>31</b>	<b>1</b>	<b>14</b>	<b>0</b>	<b>2</b>	<b>0</b>	<b>487</b>	<b>2</b>	<b>489</b>
	<b>F</b>	<b>79</b>	<b>0</b>	<b>2</b>	<b>0</b>	<b>0</b>	<b>0</b>	<b>0</b>	<b>0</b>	<b>81</b>	<b>0</b>	<b>81</b>
Year 1	<b>MF</b>	<b>403</b>	<b>1</b>	<b>28</b>	<b>1</b>	<b>12</b>	<b>0</b>	<b>2</b>	<b>0</b>	<b>445</b>	<b>2</b>	<b>447</b>
	<b>M</b>	<b>347</b>	<b>1</b>	<b>28</b>	<b>1</b>	<b>12</b>	<b>0</b>	<b>2</b>	<b>0</b>	<b>389</b>	<b>2</b>	<b>391</b>
	<b>F</b>	<b>56</b>	<b>0</b>	<b>0</b>	<b>0</b>	<b>0</b>	<b>0</b>	<b>0</b>	<b>0</b>	<b>56</b>	<b>0</b>	<b>56</b>
Year 2	<b>MF</b>	<b>116</b>	<b>0</b>	<b>5</b>	<b>0</b>	<b>2</b>	<b>0</b>	<b>0</b>	<b>0</b>	<b>123</b>	<b>0</b>	<b>123</b>
	<b>M</b>	<b>93</b>	<b>0</b>	<b>3</b>	<b>0</b>	<b>2</b>	<b>0</b>	<b>0</b>	<b>0</b>	<b>98</b>	<b>0</b>	<b>98</b>
	<b>F</b>	<b>23</b>	<b>0</b>	<b>2</b>	<b>0</b>	<b>0</b>	<b>0</b>	<b>0</b>	<b>0</b>	<b>25</b>	<b>0</b>	<b>25</b>
Year 3	<b>MF</b>	<b>z</b>	<b>z</b>	<b>z</b>	<b>z</b>	<b>z</b>	<b>z</b>	<b>z</b>	<b>z</b>	<b>z</b>	<b>z</b>	<b>z</b>
	<b>M</b>	<b>z</b>	<b>z</b>	<b>z</b>	<b>z</b>	<b>z</b>	<b>z</b>	<b>z</b>	<b>z</b>	<b>z</b>	<b>z</b>	<b>z</b>
	<b>F</b>	<b>z</b>	<b>z</b>	<b>z</b>	<b>z</b>	<b>z</b>	<b>z</b>	<b>z</b>	<b>z</b>	<b>z</b>	<b>z</b>	<b>z</b>
<b>IBTE BUSINESS CAMPUS</b>	<b>MF</b>	<b>515</b>	<b>0</b>	<b>20</b>	<b>0</b>	<b>17</b>	<b>0</b>	<b>8</b>	<b>0</b>	<b>560</b>	<b>0</b>	<b>560</b>
	<b>M</b>	<b>175</b>	<b>0</b>	<b>8</b>	<b>0</b>	<b>4</b>	<b>0</b>	<b>4</b>	<b>0</b>	<b>191</b>	<b>0</b>	<b>191</b>
	<b>F</b>	<b>340</b>	<b>0</b>	<b>12</b>	<b>0</b>	<b>13</b>	<b>0</b>	<b>4</b>	<b>0</b>	<b>369</b>	<b>0</b>	<b>369</b>
Year 1	<b>MF</b>	<b>328</b>	<b>0</b>	<b>11</b>	<b>0</b>	<b>10</b>	<b>0</b>	<b>6</b>	<b>0</b>	<b>355</b>	<b>0</b>	<b>355</b>
	<b>M</b>	<b>114</b>	<b>0</b>	<b>7</b>	<b>0</b>	<b>4</b>	<b>0</b>	<b>3</b>	<b>0</b>	<b>128</b>	<b>0</b>	<b>128</b>
	<b>F</b>	<b>214</b>	<b>0</b>	<b>4</b>	<b>0</b>	<b>6</b>	<b>0</b>	<b>3</b>	<b>0</b>	<b>227</b>	<b>0</b>	<b>227</b>
Year 2	<b>MF</b>	<b>187</b>	<b>0</b>	<b>9</b>	<b>0</b>	<b>7</b>	<b>0</b>	<b>2</b>	<b>0</b>	<b>205</b>	<b>0</b>	<b>205</b>
	<b>M</b>	<b>61</b>	<b>0</b>	<b>1</b>	<b>0</b>	<b>0</b>	<b>0</b>	<b>1</b>	<b>0</b>	<b>63</b>	<b>0</b>	<b>63</b>
	<b>F</b>	<b>126</b>	<b>0</b>	<b>8</b>	<b>0</b>	<b>7</b>	<b>0</b>	<b>1</b>	<b>0</b>	<b>142</b>	<b>0</b>	<b>142</b>
Year 3	<b>MF</b>	<b>z</b>	<b>z</b>	<b>z</b>	<b>z</b>	<b>z</b>	<b>z</b>	<b>z</b>	<b>z</b>	<b>z</b>	<b>z</b>	<b>z</b>
	<b>M</b>	<b>z</b>	<b>z</b>	<b>z</b>	<b>z</b>	<b>z</b>	<b>z</b>	<b>z</b>	<b>z</b>	<b>z</b>	<b>z</b>	<b>z</b>
	<b>F</b>	<b>z</b>	<b>z</b>	<b>z</b>	<b>z</b>	<b>z</b>	<b>z</b>	<b>z</b>	<b>z</b>	<b>z</b>	<b>z</b>	<b>z</b>



**3.1.11 VOCATIONAL TECHNICAL ENROLMENTS ACCORDING TO RACE AND CITIZENSHIP BY EDUCATION LEVEL, INSITUTION, AND GENDER, 2017**

Education Level	Gender	Race										
		Malay		Other Indigenous		Chinese		Others		Total		
		C	NC	C	NC	C	NC	C	NC	C	NC	CNC
<b>IBTE NAKHODA RAGAM CAMPUS</b>	<b>MF</b>	<b>370</b>	<b>0</b>	<b>39</b>	<b>1</b>	<b>10</b>	<b>0</b>	<b>2</b>	<b>0</b>	<b>421</b>	<b>1</b>	<b>422</b>
	<b>M</b>	<b>229</b>	<b>0</b>	<b>21</b>	<b>1</b>	<b>7</b>	<b>0</b>	<b>1</b>	<b>0</b>	<b>258</b>	<b>1</b>	<b>259</b>
	<b>F</b>	<b>141</b>	<b>0</b>	<b>18</b>	<b>0</b>	<b>3</b>	<b>0</b>	<b>1</b>	<b>0</b>	<b>163</b>	<b>0</b>	<b>163</b>
Year 1	<b>MF</b>	<b>219</b>	<b>0</b>	<b>25</b>	<b>0</b>	<b>6</b>	<b>0</b>	<b>1</b>	<b>0</b>	<b>251</b>	<b>0</b>	<b>251</b>
	<b>M</b>	142	0	14	0	4	0	0	0	160	0	160
	<b>F</b>	77	0	11	0	2	0	1	0	91	0	91
Year 2	<b>MF</b>	<b>151</b>	<b>0</b>	<b>14</b>	<b>1</b>	<b>4</b>	<b>0</b>	<b>1</b>	<b>0</b>	<b>170</b>	<b>1</b>	<b>171</b>
	<b>M</b>	87	0	7	1	3	0	1	0	98	1	99
	<b>F</b>	64	0	7	0	1	0	0	0	72	0	72
Year 3	<b>MF</b>	<b>z</b>	<b>z</b>	<b>z</b>	<b>z</b>	<b>z</b>	<b>z</b>	<b>z</b>	<b>z</b>	<b>z</b>	<b>z</b>	<b>z</b>
	<b>M</b>	z	z	z	z	z	z	z	z	z	z	z
	<b>F</b>	z	z	z	z	z	z	z	z	z	z	z
<b>IBTE AGRO-TECHNOLOGY CAMPUS</b>	<b>MF</b>	<b>273</b>	<b>2</b>	<b>48</b>	<b>0</b>	<b>10</b>	<b>1</b>	<b>22</b>	<b>0</b>	<b>353</b>	<b>3</b>	<b>356</b>
	<b>M</b>	<b>128</b>	<b>0</b>	<b>22</b>	<b>0</b>	<b>4</b>	<b>1</b>	<b>7</b>	<b>0</b>	<b>161</b>	<b>1</b>	<b>162</b>
	<b>F</b>	<b>145</b>	<b>2</b>	<b>26</b>	<b>0</b>	<b>6</b>	<b>0</b>	<b>15</b>	<b>0</b>	<b>192</b>	<b>2</b>	<b>194</b>
Year 1	<b>MF</b>	<b>192</b>	<b>2</b>	<b>28</b>	<b>0</b>	<b>5</b>	<b>1</b>	<b>16</b>	<b>0</b>	<b>241</b>	<b>3</b>	<b>244</b>
	<b>M</b>	90	0	8	0	3	1	5	0	106	1	107
	<b>F</b>	102	2	20	0	2	0	11	0	135	2	137
Year 2	<b>MF</b>	<b>81</b>	<b>0</b>	<b>20</b>	<b>0</b>	<b>5</b>	<b>0</b>	<b>6</b>	<b>0</b>	<b>112</b>	<b>0</b>	<b>112</b>
	<b>M</b>	38	0	14	0	1	0	2	0	55	0	55
	<b>F</b>	43	0	6	0	4	0	4	0	57	0	57
Year 3	<b>MF</b>	<b>z</b>	<b>z</b>	<b>z</b>	<b>z</b>	<b>z</b>	<b>z</b>	<b>z</b>	<b>z</b>	<b>z</b>	<b>z</b>	<b>z</b>
	<b>M</b>	z	z	z	z	z	z	z	z	z	z	z
	<b>F</b>	z	z	z	z	z	z	z	z	z	z	z
<b>IBTE JEFRI BOLKIAH CAMPUS</b>	<b>MF</b>	<b>197</b>	<b>0</b>	<b>35</b>	<b>0</b>	<b>25</b>	<b>0</b>	<b>17</b>	<b>0</b>	<b>274</b>	<b>0</b>	<b>274</b>
	<b>M</b>	<b>138</b>	<b>0</b>	<b>19</b>	<b>0</b>	<b>18</b>	<b>0</b>	<b>13</b>	<b>0</b>	<b>188</b>	<b>0</b>	<b>188</b>
	<b>F</b>	<b>59</b>	<b>0</b>	<b>16</b>	<b>0</b>	<b>7</b>	<b>0</b>	<b>4</b>	<b>0</b>	<b>86</b>	<b>0</b>	<b>86</b>
Year 1	<b>MF</b>	<b>84</b>	<b>0</b>	<b>20</b>	<b>0</b>	<b>16</b>	<b>0</b>	<b>7</b>	<b>0</b>	<b>127</b>	<b>0</b>	<b>127</b>
	<b>M</b>	52	0	11	0	10	0	4	0	77	0	77
	<b>F</b>	32	0	9	0	6	0	3	0	50	0	50
Year 2	<b>MF</b>	<b>84</b>	<b>0</b>	<b>14</b>	<b>0</b>	<b>7</b>	<b>0</b>	<b>9</b>	<b>0</b>	<b>114</b>	<b>0</b>	<b>114</b>
	<b>M</b>	59	0	7	0	6	0	8	0	80	0	80
	<b>F</b>	25	0	7	0	1	0	1	0	34	0	34
Year 3	<b>MF</b>	<b>29</b>	<b>0</b>	<b>1</b>	<b>0</b>	<b>2</b>	<b>0</b>	<b>1</b>	<b>0</b>	<b>33</b>	<b>0</b>	<b>33</b>
	<b>M</b>	27	0	1	0	2	0	1	0	31	0	31
	<b>F</b>	2	0	0	0	0	0	0	0	2	0	2
<b>IBTE SULTAN BOLKIAH CAMPUS</b>	<b>MF</b>	<b>408</b>	<b>0</b>	<b>19</b>	<b>0</b>	<b>27</b>	<b>0</b>	<b>1</b>	<b>0</b>	<b>455</b>	<b>0</b>	<b>455</b>
	<b>M</b>	<b>220</b>	<b>0</b>	<b>10</b>	<b>0</b>	<b>17</b>	<b>0</b>	<b>0</b>	<b>0</b>	<b>247</b>	<b>0</b>	<b>247</b>
	<b>F</b>	<b>188</b>	<b>0</b>	<b>9</b>	<b>0</b>	<b>10</b>	<b>0</b>	<b>1</b>	<b>0</b>	<b>208</b>	<b>0</b>	<b>208</b>
Year 1	<b>MF</b>	<b>271</b>	<b>0</b>	<b>9</b>	<b>0</b>	<b>21</b>	<b>0</b>	<b>0</b>	<b>0</b>	<b>301</b>	<b>0</b>	<b>301</b>
	<b>M</b>	138	0	7	0	12	0	0	0	157	0	157
	<b>F</b>	133	0	2	0	9	0	0	0	144	0	144
Year 2	<b>MF</b>	<b>137</b>	<b>0</b>	<b>10</b>	<b>0</b>	<b>6</b>	<b>0</b>	<b>1</b>	<b>0</b>	<b>154</b>	<b>0</b>	<b>154</b>
	<b>M</b>	82	0	3	0	5	0	0	0	90	0	90
	<b>F</b>	55	0	7	0	1	0	1	0	64	0	64
Year 3	<b>MF</b>	<b>z</b>	<b>z</b>	<b>z</b>	<b>z</b>	<b>z</b>	<b>z</b>	<b>z</b>	<b>z</b>	<b>z</b>	<b>z</b>	<b>z</b>
	<b>M</b>	z	z	z	z	z	z	z	z	z	z	z
	<b>F</b>	z	z	z	z	z	z	z	z	z	z	z

**3.1.12 HIGHER EDUCATION ENROLMENTS ACCORDING TO RACE AND CITIZENSHIP BY EDUCATION LEVEL, INSTITUTION, AND GENDER, 2017**

Education Level	Gender	Race										
		Malay		Other Indigenous		Chinese		Others		Total		
		C	NC	C	NC	C	NC	C	NC	C	NC	CNC
<b>Higher Education Total</b>	<b>MF</b>	<b>7597</b>	<b>195</b>	<b>59</b>	<b>61</b>	<b>445</b>	<b>217</b>	<b>78</b>	<b>208</b>	<b>8179</b>	<b>681</b>	<b>8860</b>
	<b>M</b>	<b>2840</b>	<b>59</b>	<b>21</b>	<b>24</b>	<b>203</b>	<b>71</b>	<b>27</b>	<b>121</b>	<b>3091</b>	<b>275</b>	<b>3366</b>
	<b>F</b>	<b>4757</b>	<b>136</b>	<b>38</b>	<b>37</b>	<b>242</b>	<b>146</b>	<b>51</b>	<b>87</b>	<b>5088</b>	<b>406</b>	<b>5494</b>
Year 1	<b>MF</b>	<b>2692</b>	<b>36</b>	<b>14</b>	<b>27</b>	<b>145</b>	<b>51</b>	<b>29</b>	<b>69</b>	<b>2880</b>	<b>183</b>	<b>3063</b>
	<b>M</b>	1034	13	6	10	72	20	8	36	1120	79	1199
	<b>F</b>	1658	23	8	17	73	31	21	33	1760	104	1864
Year 2	<b>MF</b>	<b>2261</b>	<b>75</b>	<b>15</b>	<b>9</b>	<b>118</b>	<b>60</b>	<b>34</b>	<b>51</b>	<b>2428</b>	<b>195</b>	<b>2623</b>
	<b>M</b>	868	29	7	5	57	15	12	26	944	75	1019
	<b>F</b>	1393	46	8	4	61	45	22	25	1484	120	1604
Year 3	<b>MF</b>	<b>1169</b>	<b>30</b>	<b>14</b>	<b>15</b>	<b>84</b>	<b>41</b>	<b>8</b>	<b>49</b>	<b>1275</b>	<b>135</b>	<b>1410</b>
	<b>M</b>	415	6	4	5	35	16	5	30	459	57	516
	<b>F</b>	754	24	10	10	49	25	3	19	816	78	894
Year 4	<b>MF</b>	<b>1434</b>	<b>54</b>	<b>16</b>	<b>10</b>	<b>98</b>	<b>65</b>	<b>7</b>	<b>38</b>	<b>1555</b>	<b>167</b>	<b>1722</b>
	<b>M</b>	514	11	4	4	39	20	2	28	559	63	622
	<b>F</b>	920	43	12	6	59	45	5	10	996	104	1100
Year 5	<b>MF</b>	<b>37</b>	<b>0</b>	<b>0</b>	<b>0</b>	<b>0</b>	<b>0</b>	<b>0</b>	<b>1</b>	<b>37</b>	<b>1</b>	<b>38</b>
	<b>M</b>	7	0	0	0	0	0	0	1	7	1	8
	<b>F</b>	30	0	0	0	0	0	0	0	30	0	30
Year 6	<b>MF</b>	<b>4</b>	<b>0</b>	<b>0</b>	<b>0</b>	<b>0</b>	<b>0</b>	<b>0</b>	<b>0</b>	<b>4</b>	<b>0</b>	<b>4</b>
	<b>M</b>	2	0	0	0	0	0	0	0	2	0	2
	<b>F</b>	2	0	0	0	0	0	0	0	2	0	2
<b>UBD</b>	<b>MF</b>	<b>4116</b>	<b>178</b>	<b>24</b>	<b>3</b>	<b>292</b>	<b>182</b>	<b>54</b>	<b>135</b>	<b>4486</b>	<b>498</b>	<b>4984</b>
	<b>M</b>	1368	50	7	1	114	54	15	66	1504	171	1675
	<b>F</b>	2748	128	17	2	178	128	39	69	2982	327	3309
Year 1	<b>MF</b>	<b>1317</b>	<b>25</b>	<b>1</b>	<b>0</b>	<b>96</b>	<b>43</b>	<b>26</b>	<b>52</b>	<b>1440</b>	<b>120</b>	<b>1560</b>
	<b>M</b>	465	7	1	0	42	15	6	24	514	46	560
	<b>F</b>	852	18	0	0	54	28	20	28	926	74	1000
Year 2	<b>MF</b>	<b>1159</b>	<b>71</b>	<b>4</b>	<b>0</b>	<b>73</b>	<b>55</b>	<b>20</b>	<b>37</b>	<b>1256</b>	<b>163</b>	<b>1419</b>
	<b>M</b>	377	27	1	0	26	14	5	17	409	58	467
	<b>F</b>	782	44	3	0	47	41	15	20	847	105	952
Year 3	<b>MF</b>	<b>771</b>	<b>29</b>	<b>11</b>	<b>1</b>	<b>60</b>	<b>33</b>	<b>5</b>	<b>26</b>	<b>847</b>	<b>89</b>	<b>936</b>
	<b>M</b>	245	5	2	0	22	12	3	13	272	30	302
	<b>F</b>	526	24	9	1	38	21	2	13	575	59	634
Year 4	<b>MF</b>	<b>869</b>	<b>53</b>	<b>8</b>	<b>2</b>	<b>63</b>	<b>51</b>	<b>3</b>	<b>20</b>	<b>943</b>	<b>126</b>	<b>1069</b>
	<b>M</b>	281	11	3	1	24	13	1	12	309	37	346
	<b>F</b>	588	42	5	1	39	38	2	8	634	89	723
Year 5	<b>MF</b>	<b>z</b>	<b>z</b>	<b>z</b>	<b>z</b>	<b>z</b>	<b>z</b>	<b>z</b>	<b>z</b>	<b>z</b>	<b>z</b>	<b>z</b>
	<b>M</b>	z	z	z	z	z	z	z	z	z	z	z
	<b>F</b>	z	z	z	z	z	z	z	z	z	z	z
Year 6	<b>MF</b>	<b>z</b>	<b>z</b>	<b>z</b>	<b>z</b>	<b>z</b>	<b>z</b>	<b>z</b>	<b>z</b>	<b>z</b>	<b>z</b>	<b>z</b>
	<b>M</b>	z	z	z	z	z	z	z	z	z	z	z
	<b>F</b>	z	z	z	z	z	z	z	z	z	z	z

**3.1.12 HIGHER EDUCATION ENROLMENTS ACCORDING TO RACE AND CITIZENSHIP BY EDUCATION LEVEL, INSTITUTION, AND GENDER, 2017**

Education Level	Gender	Race										
		Malay		Other Indigenous		Chinese		Others		Total		
		C	NC	C	NC	C	NC	C	NC	C	NC	CNC
<b>UNISSA</b>	<b>MF</b>	<b>975</b>	<b>0</b>	<b>0</b>	<b>58</b>	<b>0</b>	<b>0</b>	<b>0</b>	<b>41</b>	<b>975</b>	<b>99</b>	<b>1074</b>
	<b>M</b>	<b>327</b>	<b>0</b>	<b>0</b>	<b>23</b>	<b>0</b>	<b>0</b>	<b>0</b>	<b>34</b>	<b>327</b>	<b>57</b>	<b>384</b>
	<b>F</b>	<b>648</b>	<b>0</b>	<b>0</b>	<b>35</b>	<b>0</b>	<b>0</b>	<b>0</b>	<b>7</b>	<b>648</b>	<b>42</b>	<b>690</b>
Year 1	<b>MF</b>	<b>336</b>	<b>0</b>	<b>0</b>	<b>27</b>	<b>0</b>	<b>0</b>	<b>0</b>	<b>9</b>	<b>336</b>	<b>36</b>	<b>372</b>
	<b>M</b>	<b>108</b>	<b>0</b>	<b>0</b>	<b>10</b>	<b>0</b>	<b>0</b>	<b>0</b>	<b>8</b>	<b>108</b>	<b>18</b>	<b>126</b>
	<b>F</b>	<b>228</b>	<b>0</b>	<b>0</b>	<b>17</b>	<b>0</b>	<b>0</b>	<b>0</b>	<b>1</b>	<b>228</b>	<b>18</b>	<b>246</b>
Year 2	<b>MF</b>	<b>260</b>	<b>0</b>	<b>0</b>	<b>9</b>	<b>0</b>	<b>0</b>	<b>0</b>	<b>13</b>	<b>260</b>	<b>22</b>	<b>282</b>
	<b>M</b>	<b>93</b>	<b>0</b>	<b>0</b>	<b>5</b>	<b>0</b>	<b>0</b>	<b>0</b>	<b>9</b>	<b>93</b>	<b>14</b>	<b>107</b>
	<b>F</b>	<b>167</b>	<b>0</b>	<b>0</b>	<b>4</b>	<b>0</b>	<b>0</b>	<b>0</b>	<b>4</b>	<b>167</b>	<b>8</b>	<b>175</b>
Year 3	<b>MF</b>	<b>184</b>	<b>0</b>	<b>0</b>	<b>14</b>	<b>0</b>	<b>0</b>	<b>0</b>	<b>11</b>	<b>184</b>	<b>25</b>	<b>209</b>
	<b>M</b>	<b>60</b>	<b>0</b>	<b>0</b>	<b>5</b>	<b>0</b>	<b>0</b>	<b>0</b>	<b>9</b>	<b>60</b>	<b>14</b>	<b>74</b>
	<b>F</b>	<b>124</b>	<b>0</b>	<b>0</b>	<b>9</b>	<b>0</b>	<b>0</b>	<b>0</b>	<b>2</b>	<b>124</b>	<b>11</b>	<b>135</b>
Year 4	<b>MF</b>	<b>154</b>	<b>0</b>	<b>0</b>	<b>8</b>	<b>0</b>	<b>0</b>	<b>0</b>	<b>7</b>	<b>154</b>	<b>15</b>	<b>169</b>
	<b>M</b>	<b>57</b>	<b>0</b>	<b>0</b>	<b>3</b>	<b>0</b>	<b>0</b>	<b>0</b>	<b>7</b>	<b>57</b>	<b>10</b>	<b>67</b>
	<b>F</b>	<b>97</b>	<b>0</b>	<b>0</b>	<b>5</b>	<b>0</b>	<b>0</b>	<b>0</b>	<b>0</b>	<b>97</b>	<b>5</b>	<b>102</b>
Year 5	<b>MF</b>	<b>37</b>	<b>0</b>	<b>0</b>	<b>0</b>	<b>0</b>	<b>0</b>	<b>0</b>	<b>1</b>	<b>37</b>	<b>1</b>	<b>38</b>
	<b>M</b>	<b>7</b>	<b>0</b>	<b>0</b>	<b>0</b>	<b>0</b>	<b>0</b>	<b>0</b>	<b>1</b>	<b>7</b>	<b>1</b>	<b>8</b>
	<b>F</b>	<b>30</b>	<b>0</b>	<b>0</b>	<b>0</b>	<b>0</b>	<b>0</b>	<b>0</b>	<b>0</b>	<b>30</b>	<b>0</b>	<b>30</b>
Year 6	<b>MF</b>	<b>4</b>	<b>0</b>	<b>0</b>	<b>0</b>	<b>0</b>	<b>0</b>	<b>0</b>	<b>0</b>	<b>4</b>	<b>0</b>	<b>4</b>
	<b>M</b>	<b>2</b>	<b>0</b>	<b>0</b>	<b>0</b>	<b>0</b>	<b>0</b>	<b>0</b>	<b>0</b>	<b>2</b>	<b>0</b>	<b>2</b>
	<b>F</b>	<b>2</b>	<b>0</b>	<b>0</b>	<b>0</b>	<b>0</b>	<b>0</b>	<b>0</b>	<b>0</b>	<b>2</b>	<b>0</b>	<b>2</b>
<b>UTB</b>	<b>MF</b>	<b>1239</b>	<b>10</b>	<b>15</b>	<b>0</b>	<b>101</b>	<b>25</b>	<b>7</b>	<b>28</b>	<b>1362</b>	<b>63</b>	<b>1425</b>
	<b>M</b>	<b>571</b>	<b>6</b>	<b>5</b>	<b>0</b>	<b>56</b>	<b>12</b>	<b>3</b>	<b>20</b>	<b>635</b>	<b>38</b>	<b>673</b>
	<b>F</b>	<b>668</b>	<b>4</b>	<b>10</b>	<b>0</b>	<b>45</b>	<b>13</b>	<b>4</b>	<b>8</b>	<b>727</b>	<b>25</b>	<b>752</b>
Year 1	<b>MF</b>	<b>420</b>	<b>6</b>	<b>3</b>	<b>0</b>	<b>23</b>	<b>0</b>	<b>0</b>	<b>5</b>	<b>446</b>	<b>11</b>	<b>457</b>
	<b>M</b>	<b>183</b>	<b>4</b>	<b>2</b>	<b>0</b>	<b>13</b>	<b>0</b>	<b>0</b>	<b>3</b>	<b>198</b>	<b>7</b>	<b>205</b>
	<b>F</b>	<b>237</b>	<b>2</b>	<b>1</b>	<b>0</b>	<b>10</b>	<b>0</b>	<b>0</b>	<b>2</b>	<b>248</b>	<b>4</b>	<b>252</b>
Year 2	<b>MF</b>	<b>194</b>	<b>2</b>	<b>1</b>	<b>0</b>	<b>19</b>	<b>3</b>	<b>0</b>	<b>0</b>	<b>214</b>	<b>5</b>	<b>219</b>
	<b>M</b>	<b>102</b>	<b>1</b>	<b>0</b>	<b>0</b>	<b>15</b>	<b>1</b>	<b>0</b>	<b>0</b>	<b>117</b>	<b>2</b>	<b>119</b>
	<b>F</b>	<b>92</b>	<b>1</b>	<b>1</b>	<b>0</b>	<b>4</b>	<b>2</b>	<b>0</b>	<b>0</b>	<b>97</b>	<b>3</b>	<b>100</b>
Year 3	<b>MF</b>	<b>214</b>	<b>1</b>	<b>3</b>	<b>0</b>	<b>24</b>	<b>8</b>	<b>3</b>	<b>12</b>	<b>244</b>	<b>21</b>	<b>265</b>
	<b>M</b>	<b>110</b>	<b>1</b>	<b>2</b>	<b>0</b>	<b>13</b>	<b>4</b>	<b>2</b>	<b>8</b>	<b>127</b>	<b>13</b>	<b>140</b>
	<b>F</b>	<b>104</b>	<b>0</b>	<b>1</b>	<b>0</b>	<b>11</b>	<b>4</b>	<b>1</b>	<b>4</b>	<b>117</b>	<b>8</b>	<b>125</b>
Year 4	<b>MF</b>	<b>411</b>	<b>1</b>	<b>8</b>	<b>0</b>	<b>35</b>	<b>14</b>	<b>4</b>	<b>11</b>	<b>458</b>	<b>26</b>	<b>484</b>
	<b>M</b>	<b>176</b>	<b>0</b>	<b>1</b>	<b>0</b>	<b>15</b>	<b>7</b>	<b>1</b>	<b>9</b>	<b>193</b>	<b>16</b>	<b>209</b>
	<b>F</b>	<b>235</b>	<b>1</b>	<b>7</b>	<b>0</b>	<b>20</b>	<b>7</b>	<b>3</b>	<b>2</b>	<b>265</b>	<b>10</b>	<b>275</b>
Year 5	<b>MF</b>	<b>z</b>	<b>z</b>	<b>z</b>	<b>z</b>	<b>z</b>	<b>z</b>	<b>z</b>	<b>z</b>	<b>z</b>	<b>z</b>	<b>z</b>
	<b>M</b>	<b>z</b>	<b>z</b>	<b>z</b>	<b>z</b>	<b>z</b>	<b>z</b>	<b>z</b>	<b>z</b>	<b>z</b>	<b>z</b>	<b>z</b>
	<b>F</b>	<b>z</b>	<b>z</b>	<b>z</b>	<b>z</b>	<b>z</b>	<b>z</b>	<b>z</b>	<b>z</b>	<b>z</b>	<b>z</b>	<b>z</b>
Year 6	<b>MF</b>	<b>z</b>	<b>z</b>	<b>z</b>	<b>z</b>	<b>z</b>	<b>z</b>	<b>z</b>	<b>z</b>	<b>z</b>	<b>z</b>	<b>z</b>
	<b>M</b>	<b>z</b>	<b>z</b>	<b>z</b>	<b>z</b>	<b>z</b>	<b>z</b>	<b>z</b>	<b>z</b>	<b>z</b>	<b>z</b>	<b>z</b>
	<b>F</b>	<b>z</b>	<b>z</b>	<b>z</b>	<b>z</b>	<b>z</b>	<b>z</b>	<b>z</b>	<b>z</b>	<b>z</b>	<b>z</b>	<b>z</b>
<b>PB</b>	<b>MF</b>	<b>1267</b>	<b>7</b>	<b>20</b>	<b>0</b>	<b>52</b>	<b>10</b>	<b>17</b>	<b>4</b>	<b>1356</b>	<b>21</b>	<b>1377</b>
	<b>M</b>	<b>574</b>	<b>3</b>	<b>9</b>	<b>0</b>	<b>33</b>	<b>5</b>	<b>9</b>	<b>1</b>	<b>625</b>	<b>9</b>	<b>634</b>
	<b>F</b>	<b>693</b>	<b>4</b>	<b>11</b>	<b>0</b>	<b>19</b>	<b>5</b>	<b>8</b>	<b>3</b>	<b>731</b>	<b>12</b>	<b>743</b>
Year 1	<b>MF</b>	<b>619</b>	<b>5</b>	<b>10</b>	<b>0</b>	<b>26</b>	<b>8</b>	<b>3</b>	<b>3</b>	<b>658</b>	<b>16</b>	<b>674</b>
	<b>M</b>	<b>278</b>	<b>2</b>	<b>3</b>	<b>0</b>	<b>17</b>	<b>5</b>	<b>2</b>	<b>1</b>	<b>300</b>	<b>8</b>	<b>308</b>
	<b>F</b>	<b>341</b>	<b>3</b>	<b>7</b>	<b>0</b>	<b>9</b>	<b>3</b>	<b>1</b>	<b>2</b>	<b>358</b>	<b>8</b>	<b>366</b>
Year 2	<b>MF</b>	<b>648</b>	<b>2</b>	<b>10</b>	<b>0</b>	<b>26</b>	<b>2</b>	<b>14</b>	<b>1</b>	<b>698</b>	<b>5</b>	<b>703</b>
	<b>M</b>	<b>296</b>	<b>1</b>	<b>6</b>	<b>0</b>	<b>16</b>	<b>0</b>	<b>7</b>	<b>0</b>	<b>325</b>	<b>1</b>	<b>326</b>
	<b>F</b>	<b>352</b>	<b>1</b>	<b>4</b>	<b>0</b>	<b>10</b>	<b>2</b>	<b>7</b>	<b>1</b>	<b>373</b>	<b>4</b>	<b>377</b>

**3.1.13 VOCATIONAL TECHNICAL INTAKE, ENROLMENTS, AND GRADUATES ACCORDING TO GENDER BY INSTITUTION AND AWARD LEVEL, 2017**

Award Level	Intake			Enrolment			Graduates		
	MF	M	F	MF	M	F	MF	M	F
<b>Vocational Technical Total</b>	<b>2108</b>	<b>1189</b>	<b>919</b>	<b>3449</b>	<b>1934</b>	<b>1515</b>	<b>1776</b>	<b>1030</b>	<b>746</b>
<b>IBTE SULTAN SAIFUL RIJAL CAMPUS</b>	<b>412</b>	<b>191</b>	<b>221</b>	<b>812</b>	<b>398</b>	<b>414</b>	<b>364</b>	<b>194</b>	<b>170</b>
Level 5 Diploma	0	0	0	0	0	0	0	0	0
BDTVEC Diploma	0	0	0	18	13	5	150	90	60
IBTE HNTec	281	140	141	565	293	272	113	60	53
IBTE NTec	131	51	80	229	92	137	97	40	57
Skill Certificate 3	0	0	0	0	0	0	4	4	0
Skill Certificate 2	0	0	0	0	0	0	0	0	0
Industrial Skills Qualification (ISQ)	0	0	0	0	0	0	0	0	0
Competency of Proficiency Apprenticeship (COP)	0	0	0	0	0	0	0	0	0
Bridging Programme	0	0	0	0	0	0	0	0	0
Professional	0	0	0	0	0	0	0	0	0
<b>IBTE MECHANICAL CAMPUS</b>	<b>425</b>	<b>372</b>	<b>53</b>	<b>570</b>	<b>489</b>	<b>81</b>	<b>435</b>	<b>345</b>	<b>90</b>
Level 5 Diploma	0	0	0	0	0	0	0	0	0
BDTVEC Diploma	0	0	0	0	0	0	1	1	0
IBTE HNTec	79	72	7	135	114	21	57	44	13
IBTE NTec	119	104	15	186	160	26	109	85	24
Skill Certificate 3	0	0	0	0	0	0	0	0	0
Skill Certificate 2	0	0	0	0	0	0	1	1	0
Industrial Skills Qualification (ISQ)	227	196	31	249	215	34	267	214	53
Competency of Proficiency Apprenticeship (COP)	0	0	0	0	0	0	0	0	0
Bridging Programme	0	0	0	0	0	0	0	0	0
Professional	0	0	0	0	0	0	0	0	0
<b>IBTE BUSINESS CAMPUS</b>	<b>355</b>	<b>128</b>	<b>227</b>	<b>560</b>	<b>191</b>	<b>369</b>	<b>294</b>	<b>93</b>	<b>201</b>
Level 5 Diploma	0	0	0	0	0	0	0	0	0
BDTVEC Diploma	0	0	0	0	0	0	0	0	0
IBTE HNTec	200	66	134	405	129	276	169	54	115
IBTE NTec	155	62	93	155	62	93	125	39	86
Industrial Skills Qualification (ISQ)	0	0	0	0	0	0	0	0	0
Skill Certificate 3	0	0	0	0	0	0	0	0	0
Skill Certificate 2	0	0	0	0	0	0	0	0	0
Competency of Proficiency Apprenticeship (COP)	0	0	0	0	0	0	0	0	0
Bridging Programme	0	0	0	0	0	0	0	0	0
Professional	0	0	0	0	0	0	0	0	0
<b>IBTE NAKHODA RAGAM CAMPUS</b>	<b>251</b>	<b>160</b>	<b>91</b>	<b>422</b>	<b>259</b>	<b>163</b>	<b>133</b>	<b>89</b>	<b>44</b>
Level 5 Diploma	0	0	0	0	0	0	0	0	0
BDTVEC Diploma	0	0	0	0	0	0	62	38	24
IBTE HNTec	155	85	70	270	157	113	62	44	18
IBTE NTec	96	75	21	152	102	50	0	0	0
Skill Certificate 3	0	0	0	0	0	0	1	1	0
Skill Certificate 2	0	0	0	0	0	0	8	6	2
Industrial Skills Qualification (ISQ)	0	0	0	0	0	0	0	0	0
Competency of Proficiency Apprenticeship (COP)	0	0	0	0	0	0	0	0	0
Bridging Programme	0	0	0	0	0	0	0	0	0
Professional	0	0	0	0	0	0	0	0	0
<b>IBTE AGRO-TECHNOLOGY CAMPUS</b>	<b>237</b>	<b>104</b>	<b>133</b>	<b>356</b>	<b>162</b>	<b>194</b>	<b>142</b>	<b>65</b>	<b>77</b>
Level 5 Diploma	0	0	0	0	0	0	0	0	0
BDTVEC Diploma	0	0	0	0	0	0	43	13	30
IBTE HNTec	114	59	55	227	115	112	26	11	15
IBTE NTec	123	45	78	129	47	82	73	41	32
Skill Certificate 3	0	0	0	0	0	0	0	0	0
Skill Certificate 2	0	0	0	0	0	0	0	0	0
Industrial Skills Qualification (ISQ)	0	0	0	0	0	0	0	0	0
Competency of Proficiency Apprenticeship (COP)	0	0	0	0	0	0	0	0	0
Bridging Programme	0	0	0	0	0	0	0	0	0
Professional	0	0	0	0	0	0	0	0	0

**3.1.13 VOCATIONAL TECHNICAL INTAKE, ENROLMENTS, AND GRADUATES ACCORDING TO GENDER BY INSTITUTION AND AWARD LEVEL, 2017**

Award Level	Intake			Enrolment			Graduates		
	MF	M	F	MF	M	F	MF	M	F
<b>IBTE JEFRI BOLKIAH CAMPUS</b>	<b>127</b>	<b>77</b>	<b>50</b>	<b>274</b>	<b>188</b>	<b>86</b>	<b>229</b>	<b>156</b>	<b>73</b>
Level 5 Diploma	0	0	0	38	34	4	0	0	0
BDTVEC Diploma	0	0	0	0	0	0	0	0	0
IBTE HNTec	127	77	50	236	154	82	229	156	73
IBTE NTec	0	0	0	0	0	0	0	0	0
Skill Certificate 3	0	0	0	0	0	0	0	0	0
Skill Certificate 2	0	0	0	0	0	0	0	0	0
Industrial Skills Qualification (ISQ)	0	0	0	0	0	0	0	0	0
Competency of Proficiency Apprenticeship (COP)	0	0	0	0	0	0	0	0	0
Bridging Programme	0	0	0	0	0	0	0	0	0
Professional	0	0	0	0	0	0	0	0	0
<b>IBTE SULTAN BOLKIAH CAMPUS</b>	<b>301</b>	<b>157</b>	<b>144</b>	<b>455</b>	<b>247</b>	<b>208</b>	<b>179</b>	<b>88</b>	<b>91</b>
Level 5 Diploma	0	0	0	0	0	0	0	0	0
BDTVEC Diploma	0	0	0	0	0	0	33	29	4
IBTE HNTec	115	54	61	206	101	105	67	21	46
IBTE NTec	186	103	83	249	146	103	77	36	41
Skill Certificate 3	0	0	0	0	0	0	2	2	0
Skill Certificate 2	0	0	0	0	0	0	0	0	0
Industrial Skills Qualification (ISQ)	0	0	0	0	0	0	0	0	0
Competency of Proficiency Apprenticeship (COP)	0	0	0	0	0	0	0	0	0
Bridging Programme	0	0	0	0	0	0	0	0	0
Professional	0	0	0	0	0	0	0	0	0

**3.1.14 VOCATIONAL TECHNICAL ENROLMENTS ACCORDING TO EDUCATION LEVEL AND GENDER BY INSTITUTION AND AWARD LEVEL, 2017**

Award Level	Year 1			Year 2			Year 3			Total		
	MF	M	F	MF	M	F	MF	M	F	MF	M	F
<b>Vocational Technical Total</b>	<b>2137</b>	<b>1211</b>	<b>926</b>	<b>1279</b>	<b>692</b>	<b>587</b>	<b>33</b>	<b>31</b>	<b>2</b>	<b>3449</b>	<b>1934</b>	<b>1515</b>
<b>IBTE SULTAN SAIFUL RIJAL</b>	<b>412</b>	<b>191</b>	<b>221</b>	<b>400</b>	<b>207</b>	<b>193</b>	<b>0</b>	<b>0</b>	<b>0</b>	<b>812</b>	<b>398</b>	<b>414</b>
Level 5 Diploma	0	0	0	0	0	0	0	0	0	0	0	0
BDTVEC Diploma (ND)	0	0	0	18	13	5	0	0	0	18	13	5
IBTE HNTec	281	140	141	284	153	131	0	0	0	565	293	272
IBTE NTec	131	51	80	98	41	57	0	0	0	229	92	137
ISQ	0	0	0	0	0	0	0	0	0	0	0	0
COP	0	0	0	0	0	0	0	0	0	0	0	0
Bridging Programme	0	0	0	0	0	0	0	0	0	0	0	0
Professional	0	0	0	0	0	0	0	0	0	0	0	0
<b>IBTE MECHANICAL CAMPUS</b>	<b>447</b>	<b>391</b>	<b>56</b>	<b>123</b>	<b>98</b>	<b>25</b>	<b>0</b>	<b>0</b>	<b>0</b>	<b>570</b>	<b>489</b>	<b>81</b>
Level 5 Diploma	0	0	0	0	0	0	0	0	0	0	0	0
BDTVEC Diploma (ND)	0	0	0	0	0	0	0	0	0	0	0	0
IBTE HNTec	79	72	7	56	42	14	0	0	0	135	114	21
IBTE NTec	119	104	15	67	56	11	0	0	0	186	160	26
ISQ	249	215	34	0	0	0	0	0	0	249	215	34
COP	0	0	0	0	0	0	0	0	0	0	0	0
Bridging Programme	0	0	0	0	0	0	0	0	0	0	0	0
Professional	0	0	0	0	0	0	0	0	0	0	0	0
<b>IBTE BUSINESS CAMPUS</b>	<b>355</b>	<b>128</b>	<b>227</b>	<b>205</b>	<b>63</b>	<b>142</b>	<b>0</b>	<b>0</b>	<b>0</b>	<b>560</b>	<b>191</b>	<b>369</b>
Level 5 Diploma	0	0	0	0	0	0	0	0	0	0	0	0
BDTVEC Diploma (ND)	0	0	0	0	0	0	0	0	0	0	0	0
IBTE HNTec	200	66	134	205	63	142	0	0	0	405	129	276
IBTE NTec	155	62	93	0	0	0	0	0	0	155	62	93
ISQ	0	0	0	0	0	0	0	0	0	0	0	0
COP	0	0	0	0	0	0	0	0	0	0	0	0
Bridging Programme	0	0	0	0	0	0	0	0	0	0	0	0
Professional	0	0	0	0	0	0	0	0	0	0	0	0
<b>IBTE NAKHODA RAGAM CAMPUS</b>	<b>251</b>	<b>160</b>	<b>91</b>	<b>171</b>	<b>99</b>	<b>72</b>	<b>0</b>	<b>0</b>	<b>0</b>	<b>422</b>	<b>259</b>	<b>163</b>
Level 5 Diploma	0	0	0	0	0	0	0	0	0	0	0	0
BDTVEC Diploma (ND)	0	0	0	0	0	0	0	0	0	0	0	0
IBTE HNTec	155	85	70	115	72	43	0	0	0	270	157	113
IBTE NTec	96	75	21	56	27	29	0	0	0	152	102	50
ISQ	0	0	0	0	0	0	0	0	0	0	0	0
COP	0	0	0	0	0	0	0	0	0	0	0	0
Bridging Programme	0	0	0	0	0	0	0	0	0	0	0	0
Professional	0	0	0	0	0	0	0	0	0	0	0	0

### 3.1.14 VOCATIONAL TECHNICAL ENROLMENTS ACCORDING TO EDUCATION LEVEL AND GENDER BY INSTITUTION AND AWARD LEVEL, 2017

Award Level	Year 1			Year 2			Year 3			Total		
	MF	M	F	MF	M	F	MF	M	F	MF	M	F
<b>IBTE AGRO-TECHNOLOGY</b>	<b>244</b>	<b>107</b>	<b>137</b>	<b>112</b>	<b>55</b>	<b>57</b>	<b>0</b>	<b>0</b>	<b>0</b>	<b>356</b>	<b>162</b>	<b>194</b>
Level 5 Diploma	0	0	0	0	0	0	0	0	0	0	0	0
BDTVEC Diploma (ND)	0	0	0	0	0	0	0	0	0	0	0	0
IBTE HNTec	115	60	55	112	55	57	0	0	0	227	115	112
IBTE NTec	129	47	82	0	0	0	0	0	0	129	47	82
ISQ	0	0	0	0	0	0	0	0	0	0	0	0
COP	0	0	0	0	0	0	0	0	0	0	0	0
Bridging Programme	0	0	0	0	0	0	0	0	0	0	0	0
Professional	0	0	0	0	0	0	0	0	0	0	0	0
<b>IBTE JEFRI BOLKIAH CAMPUS</b>	<b>127</b>	<b>77</b>	<b>50</b>	<b>114</b>	<b>80</b>	<b>34</b>	<b>33</b>	<b>31</b>	<b>2</b>	<b>274</b>	<b>188</b>	<b>86</b>
Level 5 Diploma	0	0	0	5	3	2	33	31	2	38	34	4
BDTVEC Diploma (ND)	0	0	0	0	0	0	0	0	0	0	0	0
IBTE HNTec	127	77	50	109	77	32	0	0	0	236	154	82
IBTE NTec	0	0	0	0	0	0	0	0	0	0	0	0
ISQ	0	0	0	0	0	0	0	0	0	0	0	0
COP	0	0	0	0	0	0	0	0	0	0	0	0
Bridging Programme	0	0	0	0	0	0	0	0	0	0	0	0
Professional	0	0	0	0	0	0	0	0	0	0	0	0
<b>IBTE SULTAN BOLKIAH CAMPUS</b>	<b>301</b>	<b>157</b>	<b>144</b>	<b>154</b>	<b>90</b>	<b>64</b>	<b>0</b>	<b>0</b>	<b>0</b>	<b>455</b>	<b>247</b>	<b>208</b>
Level 5 Diploma	0	0	0	0	0	0	0	0	0	0	0	0
BDTVEC Diploma (ND)	0	0	0	0	0	0	0	0	0	0	0	0
IBTE HNTec	115	54	61	91	47	44	0	0	0	206	101	105
IBTE NTec	186	103	83	63	43	20	0	0	0	249	146	103
ISQ	0	0	0	0	0	0	0	0	0	0	0	0
COP	0	0	0	0	0	0	0	0	0	0	0	0
Bridging Programme	0	0	0	0	0	0	0	0	0	0	0	0
Professional	0	0	0	0	0	0	0	0	0	0	0	0

**Note:**

Skill Certificates have been phased out.

IBTE Jefri Bolkih first intake (Level 5 Diploma) for Nautical Studies started in January 2015.

IBTE Jefri Bolkih first intake (Level 5 Diploma) for Marine Engineering started in July 2015.

**3.1.15 VOCATIONAL TECHNICAL ENROLMENTS ACCORDING TO EDUCATION LEVEL AND GENDER BY INSTITUTION AND COURSES/PROGRAMMES, 2017**
**3.1.15.1 IBTE SULTAN SAIFUL RIJAL CAMPUS**

Courses / Programmes	Year 1			Year 2			Year 3			Total		
	MF	M	F	MF	M	F	MF	M	F	MF	M	F
<b>Total</b>	<b>412</b>	<b>191</b>	<b>221</b>	<b>400</b>	<b>207</b>	<b>193</b>	<b>0</b>	<b>0</b>	<b>0</b>	<b>812</b>	<b>398</b>	<b>414</b>
BDTVEC Diploma in Aircraft Maintenance Eng (Airframe/Engine)	0	0	0	10	8	2	0	0	0	10	8	2
BDTVEC Diploma in Aircraft Maintenance Eng (Avionics)	0	0	0	8	5	3	0	0	0	8	5	3
BDTVEC Diploma in Audio and Video System	0	0	0	0	0	0	0	0	0	0	0	0
HNTec Apprenticeship in Telecommunication and IT	0	0	0	16	10	6	0	0	0	16	10	6
HNTec in Information Technology	71	35	36	50	27	23	0	0	0	121	62	59
HNTec in Travel and Tourism Services	40	11	29	39	19	20	0	0	0	79	30	49
HNTec in Aircraft Maintenance Engineering (Airframe/Engine)	14	9	5	14	11	3	0	0	0	28	20	8
HNTec in Aircraft Maintenance Engineering (Avionics)	14	10	4	14	8	6	0	0	0	28	18	10
HNTec in Electronic and Media Technology	39	30	9	41	21	20	0	0	0	80	51	29
HNTec in Electronic Engineering	19	15	4	19	18	1	0	0	0	38	33	5
HNTec in Hospitality Operations	40	10	30	36	12	24	0	0	0	76	22	54
HNTec in Information and Library Studies	24	8	16	22	8	14	0	0	0	46	16	30
HNTec in Telecommunication Systems	20	12	8	33	19	14	0	0	0	53	31	22
NTec Apprenticeship in Professional Cookery and Services	40	13	27	40	19	21	0	0	0	80	32	48
NTec in Culinary Operations	41	17	24	58	22	36	0	0	0	99	39	60
NTec in Information Technology	50	21	29	0	0	0	0	0	0	50	21	29

**3.1.15.2 IBTE MECHANICAL CAMPUS**

Courses / Programmes	Year 1			Year 2			Year 3			Total		
	MF	M	F	MF	M	F	MF	M	F	MF	M	F
<b>Total</b>	<b>447</b>	<b>391</b>	<b>56</b>	<b>123</b>	<b>98</b>	<b>25</b>	<b>0</b>	<b>0</b>	<b>0</b>	<b>570</b>	<b>489</b>	<b>81</b>
HNTec in Electrical Engineering	19	18	1	16	6	10	0	0	0	35	24	11
HNTec in Automobile Technology	50	45	5	40	36	4	0	0	0	90	81	9
HNTec in Automotive Engineering	10	9	1	0	0	0	0	0	0	10	9	1
NTec in Light Vehicle Mechanic	50	43	7	19	15	4	0	0	0	69	58	11
NTec in Heavy Vehicle Mechanic	25	25	0	18	17	1	0	0	0	43	42	1
NTec in Electrical Technology	20	17	3	16	14	2	0	0	0	36	31	5
NTec Apprenticeship in Automotive Technician	24	19	5	14	10	4	0	0	0	38	29	9
ISQ in Heavy Vehicle Driver	15	15	0	0	0	0	0	0	0	15	15	0
ISQ in Industrial Blaster Painter	30	15	15	0	0	0	0	0	0	30	15	15
ISQ in Marker/ Fitter	24	11	13	0	0	0	0	0	0	24	11	13
ISQ in Rigger	100	100	0	0	0	0	0	0	0	100	100	0
ISQ in Scaffolder	60	60	0	0	0	0	0	0	0	60	60	0
ISQ in Welder	20	14	6	0	0	0	0	0	0	20	14	6



**3.1.15 VOCATIONAL TECHNICAL ENROLMENTS ACCORDING TO EDUCATION LEVEL AND GENDER BY INSTITUTION AND COURSES/PROGRAMMES, 2017**
**3.1.15.3 IBTE BUSINESS CAMPUS**

Courses / Programmes	Year 1			Year 2			Year 3			Total		
	MF	M	F	MF	M	F	MF	M	F	MF	M	F
<b>Total</b>	<b>355</b>	<b>128</b>	<b>227</b>	<b>205</b>	<b>63</b>	<b>142</b>	<b>0</b>	<b>0</b>	<b>0</b>	<b>560</b>	<b>191</b>	<b>369</b>
HNTec in Business and Finance	152	52	100	147	51	96	0	0	0	299	103	196
HNTec in Office Administration	48	14	34	58	12	46	0	0	0	106	26	80
NTec in Business and Administration	155	62	93	0	0	0	0	0	0	155	62	93

**3.1.15.4 IBTE NAKHODA RAGAM CAMPUS**

Courses / Programmes	Year 1			Year 2			Year 3			Total		
	MF	M	F	MF	M	F	MF	M	F	MF	M	F
<b>Total</b>	<b>251</b>	<b>160</b>	<b>91</b>	<b>171</b>	<b>99</b>	<b>72</b>	<b>0</b>	<b>0</b>	<b>0</b>	<b>422</b>	<b>259</b>	<b>163</b>
HNTec in Geomatics	25	16	9	25	16	9	0	0	0	50	32	18
HNTec in Construction Engineering	70	42	28	68	46	22	0	0	0	138	88	50
HNTec in Design & Draughting	60	27	33	22	10	12	0	0	0	82	37	45
NTec in Building Craft	96	75	21	56	27	29	0	0	0	152	102	50

**3.1.15.5 IBTE AGRO-TECHNOLOGY CAMPUS**

Courses / Programmes	Year 1			Year 2			Year 3			Total		
	MF	M	F	MF	M	F	MF	M	F	MF	M	F
<b>Total</b>	<b>244</b>	<b>107</b>	<b>137</b>	<b>112</b>	<b>55</b>	<b>57</b>	<b>0</b>	<b>0</b>	<b>0</b>	<b>356</b>	<b>162</b>	<b>194</b>
Diploma in Agriculture Science	0	0	0	0	0	0	0	0	0	0	0	0
Diploma in Aquaculture and Fisheries	0	0	0	0	0	0	0	0	0	0	0	0
Diploma in Food Science and Technology	0	0	0	0	0	0	0	0	0	0	0	0
Diploma For Pharmacy Technician	0	0	0	0	0	0	0	0	0	0	0	0
Diploma in Science	0	0	0	0	0	0	0	0	0	0	0	0
HNTec in Agro-Technology	66	42	24	62	38	24	0	0	0	128	80	48
HNTec in Pharmacy Technician	19	7	12	22	7	15	0	0	0	41	14	27
HNTec in Laboratory Science	30	11	19	28	10	18	0	0	0	58	21	37
NTec in Aquaculture	20	15	5	0	0	0	0	0	0	20	15	5
NTec in Crop and Livestock Productions	24	12	12	0	0	0	0	0	0	24	12	12
NTec in Food Processing	34	9	25	0	0	0	0	0	0	34	9	25
NTec in Assistant Nurse (Dental)	21	2	19	0	0	0	0	0	0	21	2	19
NTec in Assistant Nurse (General Nursing)	30	9	21	0	0	0	0	0	0	30	9	21

**3.1.15 VOCATIONAL TECHNICAL ENROLMENTS ACCORDING TO EDUCATION LEVEL AND GENDER BY INSTITUTION AND COURSES/PROGRAMMES, 2017**
**3.1.15.6 IBTE JEFRI BOLKIAH CAMPUS**

Courses / Programmes	Year 1			Year 2			Year 3			Total		
	MF	M	F	MF	M	F	MF	M	F	MF	M	F
<b>Total</b>	<b>127</b>	<b>77</b>	<b>50</b>	<b>114</b>	<b>80</b>	<b>34</b>	<b>33</b>	<b>31</b>	<b>2</b>	<b>274</b>	<b>188</b>	<b>86</b>
Level 5 Diploma in Marine Engineering	0	0	0	0	0	0	21	20	1	21	20	1
Level 5 Diploma in Nautical Studies	0	0	0	5	3	2	12	11	1	17	14	3
HNTec in Plant Engineering	19	10	9	17	14	3	0	0	0	36	24	12
HNTec in Instrumentation & Control Engineering	18	12	6	11	8	3	0	0	0	29	20	9
HNTec in Building Services Engineering	40	22	18	31	22	9	0	0	0	71	44	27
HNTec in Computer Networking	25	19	6	25	20	5	0	0	0	50	39	11
HNTec in Information Technology	25	14	11	25	13	12	0	0	0	50	27	23

**3.1.15.7 IBTE SULTAN BOLKIAH CAMPUS**

Courses / Programmes	Year 1			Year 2			Year 3			Total		
	MF	M	F	MF	M	F	MF	M	F	MF	M	F
<b>Total</b>	<b>301</b>	<b>157</b>	<b>144</b>	<b>154</b>	<b>90</b>	<b>64</b>	<b>0</b>	<b>0</b>	<b>0</b>	<b>455</b>	<b>247</b>	<b>208</b>
Diploma in Fabrication and Welding Engineering	0	0	0	0	0	0	0	0	0	0	0	0
HNTec in Mechanical Engineering	20	16	4	19	16	3	0	0	0	39	32	7
HNTec in Business and Finance	71	26	45	49	16	33	0	0	0	120	42	78
HNTec in Information Technology	24	12	12	23	15	8	0	0	0	47	27	20
NTec in Business and Administration	49	24	25	0	0	0	0	0	0	49	24	25
NTec in Information Technology	38	15	23	0	0	0	0	0	0	38	15	23
NTec in Industrial Equipment Maintenance	20	11	9	20	13	7	0	0	0	40	24	16
NTec in Machining	15	8	7	19	15	4	0	0	0	34	23	11
NTec in Welding	40	29	11	18	12	6	0	0	0	58	41	17
NTec in Armament	6	6	0	0	0	0	0	0	0	6	6	0
NTec in Refrigeration and Air-Conditioning	18	10	8	6	3	3	0	0	0	24	13	11

### 3.1.16 HIGHER EDUCATION INTAKE, ENROLMENTS, AND GRADUATES ACCORDING TO GENDER BY AWARD LEVEL AND FIELD OF EDUCATION, 2017

Field of Education	Intake			Enrolment			Graduates		
	MF	M	F	MF	M	F	MF	M	F
<b>Higher Education Total</b>	<b>3063</b>	<b>1199</b>	<b>1864</b>	<b>9602</b>	<b>3705</b>	<b>5897</b>	<b>2040</b>	<b>681</b>	<b>1359</b>
<b>Doctor of Philosophy Total</b>	<b>85</b>	<b>33</b>	<b>52</b>	<b>237</b>	<b>93</b>	<b>144</b>	<b>37</b>	<b>22</b>	<b>15</b>
Teacher Training	16	2	14	47	8	39	5	3	2
Art and Humanities	23	9	14	84	37	47	14	10	4
Social and Behavioural Sciences	10	4	6	15	7	8	0	0	0
Business and Administration	4	3	1	9	6	3	2	1	1
Life Sciences	5	1	4	14	4	10	6	1	5
Physical Sciences	4	3	1	13	7	6	5	2	3
Mathematics and Statistics	1	1	0	1	1	0	0	0	0
Computing	5	3	2	9	6	3	3	3	0
Engineering and Engineering Trades	8	4	4	22	11	11	0	0	0
Architecture and Building Engineering	2	0	2	2	0	2	0	0	0
Health	5	1	4	19	4	15	2	2	0
Law	2	2	0	2	2	0	0	0	0
<b>Master's Degree Total</b>	<b>495</b>	<b>143</b>	<b>352</b>	<b>788</b>	<b>227</b>	<b>561</b>	<b>450</b>	<b>108</b>	<b>342</b>
Teacher Training	192	47	145	211	53	158	161	27	134
Art and Humanities	53	19	34	135	50	85	62	17	45
Social and Behavioural Sciences	11	2	9	17	4	13	9	4	5
Business and Administration	144	50	94	257	78	179	149	37	112
Physical Sciences	8	2	6	31	7	24	4	2	2
Life Sciences	10	0	10	18	2	16	4	1	3
Mathematics and Statistics	2	0	2	6	2	4	2	0	2
Engineering and Engineering Trades	11	1	10	20	5	15	24	12	12
Computing	18	10	8	21	10	11	5	1	4
Health	32	8	24	44	11	33	14	3	11
Social Care	0	0	0	14	1	13	5	1	4
Architecture and Building Engineering	11	3	8	11	3	8	6	2	4
Law	3	1	2	3	1	2	5	1	4
<b>Post Graduate Diploma / Certificate Total</b>	<b>10</b>	<b>4</b>	<b>6</b>	<b>12</b>	<b>4</b>	<b>8</b>	<b>20</b>	<b>8</b>	<b>12</b>
Art and Humanities	0	0	0	0	0	0	14	7	7
Law	10	4	6	12	4	8	6	1	5
<b>Bachelor's Degree Total</b>	<b>1480</b>	<b>573</b>	<b>907</b>	<b>6106</b>	<b>2263</b>	<b>3843</b>	<b>1287</b>	<b>443</b>	<b>844</b>
Art and Humanities	473	162	311	2102	736	1366	412	124	288
Social and Behavioural Sciences	1	1	0	1	1	0	0	0	0
Architecture and Building Engineering	19	11	8	107	46	61	19	8	11
Business and Administration	297	93	204	1213	398	815	329	99	230
Law	65	9	56	249	46	203	18	7	11
Sciences	295	131	164	1297	474	823	228	76	152
***Computing	70	38	32	210	118	92	39	16	23
Engineering and Engineering Trades	144	92	52	608	355	253	176	96	80
Manufacturing and Processing Engineering	12	1	11	12	1	11	0	0	0
Health	104	35	69	307	88	219	66	17	49
<b>Higher National Diploma Total</b>	<b>86</b>	<b>33</b>	<b>53</b>	<b>106</b>	<b>40</b>	<b>66</b>	<b>121</b>	<b>63</b>	<b>58</b>
Art and Humanities	0	0	0	8	6	2	2	1	1
Engineering and Engineering Trades	0	0	0	0	0	0	61	44	17
Manufacturing and Processing Engineering	0	0	0	0	0	0	58	18	40
Law	86	33	53	98	34	64	0	0	0

### 3.1.16 HIGHER EDUCATION INTAKE, ENROLMENTS, AND GRADUATES ACCORDING TO GENDER BY AWARD LEVEL AND FIELD OF EDUCATION, 2017

Field of Education	Intake			Enrolment			Graduates		
	MF	M	F	MF	M	F	MF	M	F
<b>Advanced Diploma Total</b>	<b>7</b>	<b>0</b>	<b>7</b>	<b>7</b>	<b>0</b>	<b>7</b>	<b>1</b>	<b>0</b>	<b>1</b>
Science and Engineering	0	0	0	0	0	0	0	0	0
Business	0	0	0	0	0	0	0	0	0
Information and Communication Technology	0	0	0	0	0	0	0	0	0
Health	7	0	7	7	0	7	1	0	1
<b>* Diploma Total</b>	<b>7</b>	<b>3</b>	<b>4</b>	<b>8</b>	<b>3</b>	<b>5</b>	<b>98</b>	<b>23</b>	<b>75</b>
Teacher Training	7	3	4	7	3	4	24	5	19
Art and Humanities	0			0			0	0	0
Health	0	0	0	1	0	1	74	18	56
<b>Diploma Level 5 Total</b>	<b>564</b>	<b>277</b>	<b>287</b>	<b>1785</b>	<b>879</b>	<b>906</b>	<b>0</b>	<b>0</b>	<b>0</b>
Engineering and Engineering Trades	158	86	72	571	299	272	0	0	0
Architecture and Building Engineering	96	52	44	263	125	138	0	0	0
Business	195	78	117	483	178	305	0	0	0
Information and Communication Technology	115	61	54	468	277	191	0	0	0
<b>** Diploma Level 4 Total</b>	<b>110</b>	<b>31</b>	<b>79</b>	<b>334</b>	<b>94</b>	<b>240</b>	<b>0</b>	<b>0</b>	<b>0</b>
Health	110	31	79	334	94	240	0	0	0
<b>** Certificate Total</b>	<b>4</b>	<b>2</b>	<b>2</b>	<b>4</b>	<b>2</b>	<b>2</b>	<b>23</b>	<b>11</b>	<b>12</b>
Art and Humanities	4	2	2	4	2	2	12	3	9
Law	0	0	0	0	0	0	11	8	3
<b>Bridging and Foundation Programme</b>	<b>215</b>	<b>100</b>	<b>115</b>	<b>215</b>	<b>100</b>	<b>115</b>	<b>0</b>	<b>0</b>	<b>0</b>
University Bridging Programme	205	95	110	205	95	110	0	0	0
Bridging English Course	10	5	5	10	5	5	0	0	0
Foundation Degree in Process Engineering	0	0	0	0	0	0	0	0	0
Foundation Degree in Mechanical Engineering	0	0	0	0	0	0	0	0	0
<b>Others Total</b>	<b>0</b>	<b>0</b>	<b>0</b>	<b>0</b>	<b>0</b>	<b>0</b>	<b>3</b>	<b>3</b>	<b>0</b>
<b>Arts and Humanities</b>	<b>0</b>	<b>0</b>	<b>0</b>	<b>0</b>	<b>0</b>	<b>0</b>	<b>3</b>	<b>3</b>	<b>0</b>
Special Diploma Hafiz Al-Quran 30 Juzuk	z	z	z	z	z	z	3	3	0

**Note:**

\* - Advanced Diploma, Diploma and Diploma Level 5 are considered equivalent to HND.

\*\* - Diploma Level 4 and Certificate are considered equivalent to HNC.

\*\*\* - UBD Bachelor of Science in Computing included in Bachelor's Degree Total Sciences

### 3.1.17 HIGHER EDUCATION INTAKE, ENROLMENTS, AND GRADUATES ACCORDING TO GENDER BY INSTITUTION, AWARD LEVEL, FIELD OF EDUCATION, AND PROGRAMME, 2017

#### 3.1.17.1 UNIVERSITI BRUNEI DARUSSALAM (UBD)

Field of Education	Intake			Enrolment			Graduates		
	MF	M	F	MF	M	F	MF	M	F
<b>UBD TOTAL</b>	<b>1560</b>	<b>560</b>	<b>1000</b>	<b>4984</b>	<b>1675</b>	<b>3309</b>	<b>1308</b>	<b>367</b>	<b>941</b>
<b>Doctor of Philosophy Total</b>	<b>64</b>	<b>22</b>	<b>42</b>	<b>198</b>	<b>71</b>	<b>127</b>	<b>36</b>	<b>21</b>	<b>15</b>
<b>Teacher Training</b>	<b>16</b>	<b>2</b>	<b>14</b>	<b>47</b>	<b>8</b>	<b>39</b>	<b>5</b>	<b>3</b>	<b>2</b>
Ph.D. in Education	16	2	14	47	8	39	5	3	2
<b>Arts and Humanities</b>	<b>16</b>	<b>5</b>	<b>11</b>	<b>59</b>	<b>22</b>	<b>37</b>	<b>13</b>	<b>9</b>	<b>4</b>
Ph.D. in Arts	0	0	0	0	0	0	0	0	0
Ph.D. in Brunei Studies	1	0	1	3	2	1	1	1	0
Ph.D. in Asian Studies	0	0	0	4	2	2	2	2	0
Ph.D. in English Literature	0	0	0	1	0	1	0	0	0
Ph.D. in Environmental Studies	0	0	0	1	0	1	0	0	0
Ph.D. in History	5	1	4	10	3	7	0	0	0
Ph.D. in Applied Linguistic	2	0	2	7	2	5	1	0	1
Ph.D. in Islamic Civilization and Contemporary Issues	3	2	1	15	6	9	6	6	0
Ph.D. in Malay Literature	1	1	0	2	2	0	1	0	1
Ph.D. in Malay Language & Linguistics	1	0	1	7	2	5	2	0	2
Ph.D. in Professional Communication And The New Media	0	0	0	4	0	4	0	0	0
Ph.D. in Islamic Governance	3	1	2	5	3	2	0	0	0
<b>Social and Behavioural Sciences</b>	<b>10</b>	<b>4</b>	<b>6</b>	<b>15</b>	<b>7</b>	<b>8</b>	<b>0</b>	<b>0</b>	<b>0</b>
Ph.D. in Economics	8	4	4	11	6	5	0	0	0
Ph.D. in Anthropology	0	0	0	1	0	1	0	0	0
Ph.D. in Geography	0	0	0	1	1	0	0	0	0
Ph.D. in Sociology	2	0	2	2	0	2	0	0	0
<b>Business and Administration</b>	<b>1</b>	<b>1</b>	<b>0</b>	<b>6</b>	<b>4</b>	<b>2</b>	<b>2</b>	<b>1</b>	<b>1</b>
Ph.D. in Business Administration	0	0	0	0	0	0	0	0	0
Ph.D. in Finance	1	1	0	1	1	0	0	0	0
Ph.D. in Public Policy	0	0	0	0	0	0	1	0	1
Ph.D. in Management Studies	0	0	0	5	3	2	1	1	0
<b>Life Sciences</b>	<b>5</b>	<b>1</b>	<b>4</b>	<b>14</b>	<b>4</b>	<b>10</b>	<b>6</b>	<b>1</b>	<b>5</b>
Ph.D. in Biology	2	0	2	4	1	3	4	1	3
Ph.D. in Biological Science	0	0	0	0	0	0	0	0	0
Ph.D. in Biodiversity	0	0	0	3	1	2	0	0	0
Ph.D. in Biotechnology	3	1	2	7	2	5	2	0	2
<b>Physical Sciences</b>	<b>4</b>	<b>3</b>	<b>1</b>	<b>13</b>	<b>7</b>	<b>6</b>	<b>5</b>	<b>2</b>	<b>3</b>
Ph.D. in Chemistry	4	3	1	6	3	3	5	2	3
Ph.D. in Physics	0	0	0	0	0	0	0	0	0
Ph.D. in Applied Physics	0	0	0	4	2	2	0	0	0
Ph.D. in Applied Physics By Research	0	0	0	0	0	0	0	0	0
Ph.D. in Petroleum Geoscience	0	0	0	2	2	0	0	0	0
Ph.D. in Geoscience	0	0	0	1	0	1	0	0	0
<b>Mathematics and Statistics</b>	<b>1</b>	<b>1</b>	<b>0</b>	<b>1</b>	<b>1</b>	<b>0</b>	<b>0</b>	<b>0</b>	<b>0</b>
Ph.D. in Mathematics	1	1	0	1	1	0	0	0	0
<b>Computing</b>	<b>2</b>	<b>2</b>	<b>0</b>	<b>6</b>	<b>5</b>	<b>1</b>	<b>3</b>	<b>3</b>	<b>0</b>
Ph.D. in Computer Science	2	2	0	6	5	1	3	3	0
<b>Engineering and Engineering Trades</b>	<b>4</b>	<b>2</b>	<b>2</b>	<b>18</b>	<b>9</b>	<b>9</b>	<b>0</b>	<b>0</b>	<b>0</b>
Ph.D in Engineering	0	0	0	1	1	0	0	0	0
Ph.D in Systems Engineering	3	2	1	8	5	3	0	0	0
Ph.D in Chemical Engineering	1	0	1	3	1	2	0	0	0
Ph.D. in Energy Studies	0	0	0	6	2	4	0	0	0

### 3.1.17 HIGHER EDUCATION INTAKE, ENROLMENTS, AND GRADUATES ACCORDING TO GENDER BY INSTITUTION, AWARD LEVEL, FIELD OF EDUCATION, AND PROGRAMME, 2017

#### 3.1.17.1 UNIVERSITI BRUNEI DARUSSALAM (UBD)

Field of Education	Intake			Enrolment			Graduates		
	MF	M	F	MF	M	F	MF	M	F
<b>Health</b>	<b>5</b>	<b>1</b>	<b>4</b>	<b>19</b>	<b>4</b>	<b>15</b>	<b>2</b>	<b>2</b>	<b>0</b>
Ph.D. in Biomedical Science	1	0	1	6	1	5	1	1	0
Ph.D. in Nursing	2	1	1	4	2	2	1	1	0
Ph.D. in Public Health	0	0	0	7	1	6	0	0	0
Ph.D. in Clinical Sciences	1	0	1	1	0	1	0	0	0
Ph.D. in Midwifery	1	0	1	1	0	1	0	0	0
<b>Master's Degree Total</b>	<b>386</b>	<b>103</b>	<b>283</b>	<b>601</b>	<b>153</b>	<b>448</b>	<b>346</b>	<b>72</b>	<b>274</b>
<b>Teacher Training</b>	<b>192</b>	<b>47</b>	<b>145</b>	<b>211</b>	<b>53</b>	<b>158</b>	<b>161</b>	<b>27</b>	<b>134</b>
Master of Teaching	151	41	110	155	43	112	111	19	92
Master of Education by Coursework	21	2	19	25	3	22	40	8	32
Master of Education by Research	7	4	3	10	5	5	1	0	1
Master of Counselling by Coursework	13	0	13	21	2	19	9	0	9
<b>Arts and Humanities</b>	<b>14</b>	<b>3</b>	<b>11</b>	<b>37</b>	<b>9</b>	<b>28</b>	<b>31</b>	<b>7</b>	<b>24</b>
Master of Arts in Art by Research	1	1	0	1	1	0	0	0	0
Master of Arts in Professional Communication And The Media By Research	1	0	1	3	1	2	0	0	0
Master of Arts in English Language And Linguistics By Research	3	0	3	5	1	4	0	0	0
Master of Arts in Environmental Studies By Research	2	0	2	5	0	5	0	0	0
Master of Arts in History By Coursework	0	0	0	0	0	0	0	0	0
Master of Arts in History By Research	0	0	0	4	1	3	0	0	0
Master of Arts in Malay Language and Linguistics By Coursework	0	0	0	0	0	0	15	4	11
Master of Arts in Malay Language and Linguistics By Research	0	0	0	3	1	2	1	0	1
Master of Arts in Malay Literature By Coursework	0	0	0	0	0	0	0	0	0
Master of Arts in Malay Literature by Research	2	0	2	4	0	4	0	0	0
Master of Arts in Southeast Asian Studies By Coursework	0	0	0	0	0	0	10	2	8
Master of Arts In Islamic Civilization and Contemporary Issues By Research	0	0	0	2	1	1	0	0	0
Master of Arts in (Brunei Studies) By Research	1	0	1	5	0	5	5	1	4
Master of Islamic Governance by Research	4	2	2	5	3	2	0	0	0
<b>Social and Behavioural Sciences</b>	<b>11</b>	<b>2</b>	<b>9</b>	<b>16</b>	<b>4</b>	<b>12</b>	<b>9</b>	<b>4</b>	<b>5</b>
Master of Arts in Anthropology by Research	0	0	0	1	1	0	0	0	0
Master of Arts in Sociology By Research	2	1	1	3	2	1	0	0	0
Master of Arts in Geography By Research	1	0	1	4	0	4	0	0	0
Master of Economics by Coursework	8	1	7	8	1	7	9	4	5
<b>Business and Administration</b>	<b>114</b>	<b>38</b>	<b>76</b>	<b>217</b>	<b>59</b>	<b>158</b>	<b>112</b>	<b>25</b>	<b>87</b>
Master of Business Administration by Coursework	2	2	0	13	6	7	4	0	4
Master of Public Policy and Management	5	1	4	5	1	4	7	3	4
Master of Finance by Research	0	0	0	0	0	0	0	0	0
Master of Islamic Finance by Coursework	17	3	14	45	10	35	17	3	14
Master of Islamic Finance by Research	0	0	0	0	0	0	1	0	1
Master of Logistics By Coursework	19	7	12	19	7	12	35	5	30
Master of Management By Coursework	50	13	37	114	23	91	47	14	33
Master of Management By Research	0	0	0	0	0	0	1	0	1
Master of Government	21	12	9	21	12	9	0	0	0

### 3.1.17 HIGHER EDUCATION INTAKE, ENROLMENTS, AND GRADUATES ACCORDING TO GENDER BY INSTITUTION, AWARD LEVEL, FIELD OF EDUCATION, AND PROGRAMME, 2017

#### 3.1.17.1 UNIVERSITI BRUNEI DARUSSALAM (UBD)

Field of Education	Intake			Enrolment			Graduates		
	MF	M	F	MF	M	F	MF	M	F
<b>Physical Sciences</b>	<b>8</b>	<b>2</b>	<b>6</b>	<b>31</b>	<b>7</b>	<b>24</b>	<b>4</b>	<b>2</b>	<b>2</b>
Master of Science in Chemistry by Research	4	1	3	15	2	13	3	2	1
Master of Science in Physics by Research	0	0	0	0	0	0	0	0	0
Master of Science in Applied Physics by Research	1	0	1	2	0	2	0	0	0
Master of Science in GeoSciences By Research	3	1	2	14	5	9	1	0	1
<b>Life Sciences</b>	<b>10</b>	<b>0</b>	<b>10</b>	<b>18</b>	<b>2</b>	<b>16</b>	<b>4</b>	<b>1</b>	<b>3</b>
Master of Science in Biodiversity By Research	0	0	0	0	0	0	2	1	1
Master of Science in Biology By Research	0	0	0	0	0	0	1	0	1
Master of Science in Biology	6	0	6	13	1	12	0	0	0
Master of Science in Biotechnology By Research	4	0	4	5	1	4	1	0	1
<b>Mathematics and Statistics</b>	<b>2</b>	<b>0</b>	<b>2</b>	<b>6</b>	<b>2</b>	<b>4</b>	<b>2</b>	<b>0</b>	<b>2</b>
Master of Science in Mathematics By Research	2	0	2	6	2	4	2	0	2
<b>Engineering and Engineering Trades</b>	<b>1</b>	<b>1</b>	<b>0</b>	<b>4</b>	<b>3</b>	<b>1</b>	<b>3</b>	<b>2</b>	<b>1</b>
Master of Science in Energy Studies By Research	0	0	0	1	1	0	2	1	1
Master of Engineering in Chemical Engineering by Research	0	0	0	2	1	1	0	0	0
Master of Engineering in System Engineering by Research	1	1	0	1	1	0	1	1	0
<b>Computing</b>	<b>2</b>	<b>2</b>	<b>0</b>	<b>3</b>	<b>2</b>	<b>1</b>	<b>1</b>	<b>0</b>	<b>1</b>
Master of Science in Computer Science By Research	2	2	0	3	2	1	1	0	1
<b>Health</b>	<b>32</b>	<b>8</b>	<b>24</b>	<b>44</b>	<b>11</b>	<b>33</b>	<b>14</b>	<b>3</b>	<b>11</b>
Master of Health Sciences (Biomedical Sciences) By Research	6	0	6	9	1	8	4	1	3
Master of Health Sciences (Public Health) By Research	0	0	0	2	1	1	1	0	1
Master of Health Science in Nursing by Research	3	1	2	3	1	2	0	0	0
Master of Health Science in Midwifery by Research	1	0	1	1	0	1	0	0	0
Master of Medicine by Coursework	16	5	11	16	5	11	0	0	0
Master of Public Health By Coursework	6	2	4	13	3	10	9	2	7
<b>Social Care</b>	<b>0</b>	<b>0</b>	<b>0</b>	<b>14</b>	<b>1</b>	<b>13</b>	<b>5</b>	<b>1</b>	<b>4</b>
Master of Science in Primary Health Care by coursework	0	0	0	14	1	13	5	1	4

### 3.1.17 HIGHER EDUCATION INTAKE, ENROLMENTS, AND GRADUATES ACCORDING TO GENDER BY INSTITUTION, AWARD LEVEL, FIELD OF EDUCATION, AND PROGRAMME, 2017

#### 3.1.17.1 UNIVERSITI BRUNEI DARUSSALAM (UBD)

Field of Education	Intake			Enrolment			Graduates		
	MF	M	F	MF	M	F	MF	M	F
<b>Bachelor's Degree Total</b>	<b>881</b>	<b>332</b>	<b>549</b>	<b>3955</b>	<b>1348</b>	<b>2607</b>	<b>827</b>	<b>251</b>	<b>576</b>
<b>Arts and Humanities</b>	<b>336</b>	<b>109</b>	<b>227</b>	<b>1598</b>	<b>515</b>	<b>1083</b>	<b>334</b>	<b>101</b>	<b>233</b>
Bachelor of Arts (Brunei Studies)	39	10	29	135	45	90	19	7	12
Bachelor of Arts	297	99	198	1463	470	993	315	94	221
<b>Social and Behavioural Sciences</b>	<b>1</b>	<b>1</b>	<b>0</b>	<b>1</b>	<b>1</b>	<b>0</b>	<b>0</b>	<b>0</b>	<b>0</b>
Bachelor of Science in Digital Economy	1	1	0	1	1	0	0	0	0
<b>Business and Administration</b>	<b>138</b>	<b>44</b>	<b>94</b>	<b>648</b>	<b>213</b>	<b>435</b>	<b>181</b>	<b>50</b>	<b>131</b>
Bachelor of Business	138	44	94	648	213	435	181	50	131
<b>Sciences</b>	<b>280</b>	<b>125</b>	<b>155</b>	<b>1282</b>	<b>468</b>	<b>814</b>	<b>228</b>	<b>76</b>	<b>152</b>
Bachelor of Science	280	125	155	1282	468	814	228	76	152
<b>Engineering and Engineering Trades</b>	<b>22</b>	<b>18</b>	<b>4</b>	<b>119</b>	<b>63</b>	<b>56</b>	<b>18</b>	<b>7</b>	<b>11</b>
Bachelor of Engineering	22	18	4	119	63	56	18	7	11
<b>Health</b>	<b>104</b>	<b>35</b>	<b>69</b>	<b>307</b>	<b>88</b>	<b>219</b>	<b>66</b>	<b>17</b>	<b>49</b>
Bachelor of Health Science (Medicine)	0	0	0	0	0	0	0	0	0
Bachelor of Health Science	2	1	1	7	4	3	49	11	38
Bachelor of Health Science (Bio Medical)	25	7	18	104	29	75	0	0	0
Bachelor of Health Science in Medicine	26	13	13	71	30	41	17	6	11
Bachelor of Health Science in Nursing	29	7	22	86	17	69	0	0	0
Bachelor of Health Science in Midwifery	2	0	2	9	0	9	0	0	0
Bachelor of Health Science in Pharmacy	10	1	9	20	2	18	0	0	0
Bachelor of Health Science in Dentistry	10	6	4	10	6	4	0	0	0
<b>Diploma Total</b>	<b>14</b>	<b>3</b>	<b>11</b>	<b>15</b>	<b>3</b>	<b>12</b>	<b>99</b>	<b>23</b>	<b>76</b>
<b>Teacher Training</b>	<b>7</b>	<b>3</b>	<b>4</b>	<b>7</b>	<b>3</b>	<b>4</b>	<b>24</b>	<b>5</b>	<b>19</b>
Diploma in Education	7	3	4	7	3	4	6	3	3
Diploma in Counselling	0	0	0	0	0	0	5	1	4
Diploma in Technical Education	0	0	0	0	0	0	0	0	0
Diploma in Inclusive Education	0	0	0	0	0	0	13	1	12
<b>Health</b>	<b>7</b>	<b>0</b>	<b>7</b>	<b>8</b>	<b>0</b>	<b>8</b>	<b>75</b>	<b>18</b>	<b>57</b>
Advanced Diploma in Health Science	7	0	7	7	0	7	1	0	1
Diploma in Health Science	0	0	0	1	0	1	0	0	0
Diploma in Health Science (Midwifery)	0	0	0	0	0	0	7	0	7
Diploma in Health Science (Nursing/Paramedic)	0	0	0	0	0	0	67	18	49
<b>Bridging Programme</b>	<b>215</b>	<b>100</b>	<b>115</b>	<b>215</b>	<b>100</b>	<b>115</b>	<b>0</b>	<b>0</b>	<b>0</b>
University Bridging Programme	205	95	110	205	95	110	0	0	0
Bridging English Course	10	5	5	10	5	5	0	0	0



### 3.1.17 HIGHER EDUCATION INTAKE, ENROLMENTS, AND GRADUATES ACCORDING TO GENDER BY INSTITUTION, AWARD LEVEL, FIELD OF EDUCATION, AND PROGRAMME, 2017

#### 3.1.17.2 UNIVERSITI SULTAN SHARIF ALI (UNISSA)

Field of Education	Intake			Enrolment			Graduates		
	MF	M	F	MF	M	F	MF	M	F
<b>UNISSA Total</b>	<b>372</b>	<b>126</b>	<b>246</b>	<b>1074</b>	<b>384</b>	<b>690</b>	<b>182</b>	<b>58</b>	<b>124</b>
<b>Doctor of Philosophy Total</b>	<b>10</b>	<b>6</b>	<b>4</b>	<b>28</b>	<b>17</b>	<b>11</b>	<b>1</b>	<b>1</b>	<b>0</b>
<b>Arts and Humanities</b>	<b>7</b>	<b>4</b>	<b>3</b>	<b>25</b>	<b>15</b>	<b>10</b>	<b>1</b>	<b>1</b>	<b>0</b>
Ph.D. in Shari'ah By Research	2	1	1	7	6	1	0	0	0
Ph.D. in Usuluddin by Research	0	0	0	4	3	1	1	1	0
Ph.D. in Arabic Language By Research	2	1	1	9	4	5	0	0	0
Ph.D. in Islamic History and Civilisation (Research)	1	1	0	2	1	1	0	0	0
Ph.D of Mazhab Shafi'i (Research)	2	1	1	3	1	2	0	0	0
<b>Business and Administration</b>	<b>1</b>	<b>0</b>	<b>1</b>	<b>1</b>	<b>0</b>	<b>1</b>	<b>0</b>	<b>0</b>	<b>0</b>
Ph.D of Islamic Finance (Research)	1	0	1	1	0	1	0	0	0
<b>Law</b>	<b>2</b>	<b>2</b>	<b>0</b>	<b>2</b>	<b>2</b>	<b>0</b>	<b>0</b>	<b>0</b>	<b>0</b>
PhD in Law by Research	2	2	0	2	2	0	0	0	0
<b>Master's Degree Total</b>	<b>43</b>	<b>18</b>	<b>25</b>	<b>110</b>	<b>49</b>	<b>61</b>	<b>38</b>	<b>11</b>	<b>27</b>
<b>Arts and Humanities</b>	<b>39</b>	<b>16</b>	<b>23</b>	<b>98</b>	<b>41</b>	<b>57</b>	<b>31</b>	<b>10</b>	<b>21</b>
Master in Shari'ah By Coursework and Dissertation	11	3	8	36	10	26	4	1	3
Master of Usuluddin By Coursework and Dissertation	5	2	3	20	6	14	14	6	8
Master of Arabic Language By Coursework and Dissertation	7	2	5	10	4	6	7	1	6
Master of Arabic Language by Research	0	0	0	1	1	0	x <sup>(i)</sup>	x <sup>(i)</sup>	x <sup>(i)</sup>
Master of Shari'ah (By Research)	0	0	0	4	3	1	x <sup>(ii)</sup>	x <sup>(ii)</sup>	x <sup>(ii)</sup>
Master of Usuluddin by Research	0	0	0	1	1	0	x <sup>(iii)</sup>	x <sup>(iii)</sup>	x <sup>(iii)</sup>
Master of Islamic Civilization and History by Coursework and Dissertation	0	0	0	6	5	1	0	0	0
Master of Islamic Civilization and History by Research	13	9	4	15	9	6	6	2	4
Master of Mazhab Shafi'i (Research)	3	0	3	5	2	3	0	0	0
<b>Social and Behavioural Science</b>	<b>0</b>	<b>0</b>	<b>0</b>	<b>1</b>	<b>0</b>	<b>1</b>	<b>0</b>	<b>0</b>	<b>0</b>
Master in Islamic Economics (Research)	0	0	0	1	0	1	0	0	0
<b>Business and Administration</b>	<b>1</b>	<b>1</b>	<b>0</b>	<b>8</b>	<b>7</b>	<b>1</b>	<b>2</b>	<b>0</b>	<b>2</b>
Master of Islamic Banking and Finance (Research)	1	1	0	8	7	1	2	0	2
<b>Laws</b>	<b>3</b>	<b>1</b>	<b>2</b>	<b>3</b>	<b>1</b>	<b>2</b>	<b>5</b>	<b>1</b>	<b>4</b>
Master of Laws (By Research)	3	1	2	3	1	2	5	1	4

**Note:**x<sup>(i)</sup> - included in Master of Arabic Language By Coursework and Dissertationx<sup>(ii)</sup> - included in Master in Shari'ah By Coursework and Dissertationx<sup>(iii)</sup> - included in Master of Usuluddin By Coursework and Dissertation

### 3.1.17 HIGHER EDUCATION INTAKE, ENROLMENTS, AND GRADUATES ACCORDING TO GENDER BY INSTITUTION, AWARD LEVEL, FIELD OF EDUCATION, AND PROGRAMME, 2017

#### 3.1.17.2 UNIVERSITI SULTAN SHARIF ALI (UNISSA)

<b>Post Graduate Total</b>	<b>10</b>	<b>4</b>	<b>6</b>	<b>12</b>	<b>4</b>	<b>8</b>	<b>20</b>	<b>8</b>	<b>12</b>
Post Graduate Diploma in Shari'ah	0	0	0	0	0	0	6	3	3
Post Graduate Diploma in Usuluddin	0	0	0	0	0	0	5	2	3
Post Graduate Diploma in Arabic Language	0	0	0	0	0	0	1	1	0
Post Graduate Diploma in Islamic Civilization and History	0	0	0	0	0	0	2	1	1
Diploma in Islamic Law and Legal Practice	10	4	6	12	4	8	6	1	5
<b>Bachelor's Degree Total</b>	<b>219</b>	<b>63</b>	<b>156</b>	<b>814</b>	<b>272</b>	<b>542</b>	<b>95</b>	<b>23</b>	<b>72</b>
<b>Arts and Humanities</b>	<b>104</b>	<b>37</b>	<b>67</b>	<b>409</b>	<b>170</b>	<b>239</b>	<b>56</b>	<b>14</b>	<b>42</b>
Bachelor of Shari'ah (Fiqh and Judiciary)	26	9	17	113	38	75	26	7	19
Bachelor of Shari'ah (Fiqh and Usul)	25	9	16	74	30	44	7	1	6
Bachelor of Usuluddin (Tafsir and Hadith)	0	0	0	35	22	13	4	1	3
Bachelor of Usuluddin (Aqidah and Dakwah)	0	0	0	46	24	22	5	1	4
Bachelor of Arabic Language	22	6	16	72	32	40	11	3	8
Bachelor of History and Islamic Civilization	8	2	6	34	8	26	3	1	2
Bachelor of Usuluddin	22	10	12	22	10	12	0	0	0
Bachelor of Tahfiz & Qiraat	1	1	0	13	6	7	0	0	0
<b>Business and Administration</b>	<b>50</b>	<b>17</b>	<b>33</b>	<b>156</b>	<b>56</b>	<b>100</b>	<b>21</b>	<b>2</b>	<b>19</b>
Bachelor of Science (Islamic Finance)	38	13	25	125	42	83	21	2	19
Bachelor of Science (Business Management)	12	4	8	31	14	17	0	0	0
<b>Law</b>	<b>65</b>	<b>9</b>	<b>56</b>	<b>249</b>	<b>46</b>	<b>203</b>	<b>18</b>	<b>7</b>	<b>11</b>
Bachelor of Laws (LLB) and Bachelor of Shari'ah (BSL)	65	9	56	249	46	203	18	7	11
<b>HND Total</b>	<b>86</b>	<b>33</b>	<b>53</b>	<b>106</b>	<b>40</b>	<b>66</b>	<b>2</b>	<b>1</b>	<b>1</b>
<b>Arts and Humanities</b>	<b>0</b>	<b>0</b>	<b>0</b>	<b>8</b>	<b>6</b>	<b>2</b>	<b>2</b>	<b>1</b>	<b>1</b>
Higher National Diploma in Dirasat Islamiyyah	0	0	0	8	6	2	2	1	1
HND in Islamic Studies	0	0	0	0	0	0	0	0	0
<b>Law</b>	<b>86</b>	<b>33</b>	<b>53</b>	<b>98</b>	<b>34</b>	<b>64</b>	<b>0</b>	<b>0</b>	<b>0</b>
Higher National Diploma in Shariah Criminal Justice System	86	33	53	98	34	64	0	0	0
<b>Certificate Total</b>	<b>4</b>	<b>2</b>	<b>2</b>	<b>4</b>	<b>2</b>	<b>2</b>	<b>23</b>	<b>11</b>	<b>12</b>
<b>Arts and Humanities</b>	<b>4</b>	<b>2</b>	<b>2</b>	<b>4</b>	<b>2</b>	<b>2</b>	<b>12</b>	<b>3</b>	<b>9</b>
Barnamij Al-Tarqiyah	4	2	2	4	2	2	12	3	9
<b>Law</b>	<b>0</b>	<b>0</b>	<b>0</b>	<b>0</b>	<b>0</b>	<b>0</b>	<b>11</b>	<b>8</b>	<b>3</b>
Certificate of Shariah Criminal Justice System	0	0	0	0	0	0	11	8	3
<b>Others Total</b>	<b>0</b>	<b>0</b>	<b>0</b>	<b>0</b>	<b>0</b>	<b>0</b>	<b>3</b>	<b>3</b>	<b>0</b>
<b>Arts and Humanities</b>	<b>0</b>	<b>0</b>	<b>0</b>	<b>0</b>	<b>0</b>	<b>0</b>	<b>3</b>	<b>3</b>	<b>0</b>
Special Diploma Hafiz Al-Quran 30 Juzuk	0	0	0	0	0	0	3	3	0

### 3.1.17 HIGHER EDUCATION INTAKE, ENROLMENTS, AND GRADUATES ACCORDING TO GENDER BY INSTITUTION, AWARD LEVEL, FIELD OF EDUCATION, AND PROGRAMME, 2017

#### 3.1.17.3 UNIVERSITI TEKNOLOGI BRUNEI (UTB)

Field of Education	Intake			Enrolment			Graduates		
	MF	M	F	MF	M	F	MF	M	F
<b>UTB Total</b>	<b>457</b>	<b>205</b>	<b>252</b>	<b>1425</b>	<b>673</b>	<b>752</b>	<b>550</b>	<b>256</b>	<b>294</b>
<b>Doctor of Philosophy</b>	<b>11</b>	<b>5</b>	<b>6</b>	<b>11</b>	<b>5</b>	<b>6</b>	<b>0</b>	<b>0</b>	<b>0</b>
<b>Civil Engineering</b>	<b>2</b>	<b>0</b>	<b>2</b>	<b>2</b>	<b>0</b>	<b>2</b>	<b>0</b>	<b>0</b>	<b>0</b>
PhD in Civil Engineering	2	0	2	2	0	2	0	0	0
<b>Electrical and Communication Engineering</b>	<b>4</b>	<b>2</b>	<b>2</b>	<b>4</b>	<b>2</b>	<b>2</b>	<b>0</b>	<b>0</b>	<b>0</b>
PhD in Electrical and Electronic	3	2	1	3	2	1	0	0	0
PhD in Mechanical Engineering	1	0	1	1	0	1	0	0	0
<b>Computing</b>	<b>3</b>	<b>1</b>	<b>2</b>	<b>3</b>	<b>1</b>	<b>2</b>	<b>0</b>	<b>0</b>	<b>0</b>
PhD in Computing	3	1	2	3	1	2	0	0	0
<b>Business and Administration</b>	<b>2</b>	<b>2</b>	<b>0</b>	<b>2</b>	<b>2</b>	<b>0</b>	<b>0</b>	<b>0</b>	<b>0</b>
PhD in Business Management and Technology	2	2	0	2	2	0	0	0	0
<b>Master's Degree Total</b>	<b>66</b>	<b>22</b>	<b>44</b>	<b>77</b>	<b>25</b>	<b>52</b>	<b>66</b>	<b>25</b>	<b>41</b>
<b>Civil Engineering</b>	<b>11</b>	<b>3</b>	<b>8</b>	<b>11</b>	<b>3</b>	<b>8</b>	<b>6</b>	<b>2</b>	<b>4</b>
Master by Coursework (By Taught) in Water Resources and Environment Engineering	11	3	8	11	3	8	6	2	4
<b>Engineering and Engineering Trades</b>	<b>10</b>	<b>0</b>	<b>10</b>	<b>16</b>	<b>2</b>	<b>14</b>	<b>21</b>	<b>10</b>	<b>11</b>
Master by Coursework (By Taught) in Mechanical Engineering	5	0	5	5	0	5	18	9	9
Master of Science (By Research) in Mechanical Engineering / Electrical Electronic Engineering / Civil Engineering	5	0	5	11	2	9	3	1	2
<b>Computing</b>	<b>16</b>	<b>8</b>	<b>8</b>	<b>18</b>	<b>8</b>	<b>10</b>	<b>4</b>	<b>1</b>	<b>3</b>
Master of Science (By Coursework) in Computing and Information System	7	2	5	7	2	5	4	1	3
Master Science(By Research) Computing Information Systems	9	6	3	11	6	5	0	0	0
<b>Business and Administration</b>	<b>29</b>	<b>11</b>	<b>18</b>	<b>32</b>	<b>12</b>	<b>20</b>	<b>35</b>	<b>12</b>	<b>23</b>
Master of Science(By Coursework) in Management and Technology	29	11	18	29	11	18	35	12	23
Master Science(By Research) in Management	0	0	0	3	1	2	0	0	0
<b>Bachelor's Degree Total</b>	<b>380</b>	<b>178</b>	<b>202</b>	<b>1337</b>	<b>643</b>	<b>694</b>	<b>365</b>	<b>169</b>	<b>196</b>
<b>Civil Engineering</b>	<b>19</b>	<b>11</b>	<b>8</b>	<b>107</b>	<b>46</b>	<b>61</b>	<b>19</b>	<b>8</b>	<b>11</b>
Bachelor Of Engineering (Hons) in Civil Engineering	13	6	7	60	28	32	13	7	6
Bachelor Of Engineering (Hons) in Civil & Structural Engineering	6	5	1	37	15	22	6	1	5
Bachelor Of Engineering (Hons) in Civil & Geotechnical Engineering	0	0	0	10	3	7	0	0	0
<b>Electrical and Communication Engineering</b>	<b>24</b>	<b>13</b>	<b>11</b>	<b>80</b>	<b>51</b>	<b>29</b>	<b>27</b>	<b>11</b>	<b>16</b>
Bachelor Of Engineering (Hons) in Electrical & Communications Engineering	0	0	0	25	15	10	15	5	10
Bachelor Of Engineering (Hons) in Electrical & Electronic Engineering	24	13	11	55	36	19	12	6	6

### 3.1.17 HIGHER EDUCATION INTAKE, ENROLMENTS, AND GRADUATES ACCORDING TO GENDER BY INSTITUTION, AWARD LEVEL, FIELD OF EDUCATION, AND PROGRAMME, 2017

#### 3.1.17.3 UNIVERSITI TEKNOLOGI BRUNEI (UTB)

Field of Education	Intake			Enrolment			Graduates		
	MF	M	F	MF	M	F	MF	M	F
<b>Engineering and Engineering Trades</b>	<b>98</b>	<b>61</b>	<b>37</b>	<b>409</b>	<b>241</b>	<b>168</b>	<b>131</b>	<b>78</b>	<b>53</b>
Bachelor Of Engineering (Hons) in Chemical Engineering	11	7	4	92	48	44	21	14	7
Bachelor Of Engineering (Hons) in Petroleum Engineering	21	13	8	86	45	41	0	0	0
Bachelor Of Engineering (Hons) in Mechatronic Engineering	17	11	6	62	41	21	17	10	7
Bachelor Of Engineering (Hons) in Mechanical Engineering	49	30	19	169	107	62	93	54	39
<b>Manufacturing and Processing</b>	<b>12</b>	<b>1</b>	<b>11</b>	<b>12</b>	<b>1</b>	<b>11</b>	<b>0</b>	<b>0</b>	<b>0</b>
Bachelor of Science in Food Science and Technology	12	1	11	12	1	11	0	0	0
<b>Mathematics and Statistics</b>	<b>15</b>	<b>6</b>	<b>9</b>	<b>15</b>	<b>6</b>	<b>9</b>	<b>0</b>	<b>0</b>	<b>0</b>
Bachelor of Science (Hons) in Applied Mathematics and Economics	15	6	9	15	6	9	0	0	0
<b>Business and Administration</b>	<b>109</b>	<b>32</b>	<b>77</b>	<b>409</b>	<b>129</b>	<b>280</b>	<b>127</b>	<b>47</b>	<b>80</b>
Bachelor of Business (Hons) in Accounting & Information Systems	37	11	26	121	32	89	16	10	6
Bachelor of Business (Hons) in Marketing & Information Systems	21	8	13	60	20	40	14	2	12
Bachelor of Business (Hons) in Business Information Systems	3	1	2	39	16	23	14	5	9
Bachelor of Business (Hons) in Applied Economics and Finance	16	2	14	55	17	38	8	1	7
Bachelor Of Business (Hons) in Finance & Risk Management	17	2	15	45	8	37	0	0	0
Ijazah Sarjana Muda Perdagangan (Kepujian)dalam kewangan dan E-Perdagangan	0	0	0	0	0	0	19	5	14
Bachelor of Business (Hons) in Technology Management	15	8	7	59	23	36	37	12	25
Bachelor of Business (Hons) in Business Information Technology (Part-time)	0	0	0	30	13	17	19	12	7
<b>Computing</b>	<b>70</b>	<b>38</b>	<b>32</b>	<b>210</b>	<b>118</b>	<b>92</b>	<b>39</b>	<b>16</b>	<b>23</b>
Bachelor of Science (Hons) in Internet Computing	18	7	11	54	23	31	8	1	7
Bachelor of Science (Hons) in Computing	17	7	10	52	29	23	6	2	4
Bachelor of Science (Hons) in Computer Network and Security	17	12	5	78	48	30	17	8	9
Bachelor of Science (Hons) in Internet Computing (Part-time)	0	0	0	8	6	2	8	5	3
Bachelor of Science In Computing With Data Analytics	18	12	6	18	12	6	0	0	0

**3.1.17 HIGHER EDUCATION INTAKE, ENROLMENTS, AND GRADUATES ACCORDING TO GENDER BY INSTITUTION, AWARD LEVEL, FIELD OF EDUCATION, AND PROGRAMME, 2017**
**3.1.17.3 UNIVERSITI TEKNOLOGI BRUNEI (UTB)**

<b>Media</b>	<b>33</b>	<b>16</b>	<b>17</b>	<b>95</b>	<b>51</b>	<b>44</b>	<b>22</b>	<b>9</b>	<b>13</b>
Bachelor of Science (Hons) in Creative Multimedia	<b>24</b>	9	15	<b>63</b>	30	33	<b>16</b>	7	9
Bachelor of Science (Hons) in Digital Media	<b>9</b>	7	2	<b>32</b>	21	11	<b>6</b>	2	4
<b>HND Total</b>	<b>0</b>	<b>0</b>	<b>0</b>	<b>0</b>	<b>0</b>	<b>0</b>	<b>119</b>	<b>62</b>	<b>57</b>
HND Level 5 in Process Engineering	<b>0</b>	0	0	<b>0</b>	0	0	<b>58</b>	18	40
HND Level 5 in Mechanical Engineering	<b>0</b>	0	0	<b>0</b>	0	0	<b>61</b>	44	17
<b>Foundation Programme Total</b>	<b>0</b>	<b>0</b>	<b>0</b>	<b>0</b>	<b>0</b>	<b>0</b>	<b>0</b>	<b>0</b>	<b>0</b>
Foundation Degree in Process Engineering	<b>0</b>	0	0	<b>0</b>	0	0	<b>0</b>	0	0
Foundation Degree in Mechanical Engineering	<b>0</b>	0	0	<b>0</b>	0	0	<b>0</b>	0	0

### 3.1.17 HIGHER EDUCATION INTAKE, ENROLMENTS, AND GRADUATES ACCORDING TO GENDER BY INSTITUTION, AWARD LEVEL, FIELD OF EDUCATION, AND PROGRAMME, 2017

#### 3.1.17.4 POLITEKNIK BRUNEI (PB)

Field of Education	Intake			Enrolment			Graduates		
	MF	M	F	MF	M	F	MF	M	F
<b>PB Total</b>	<b>674</b>	<b>308</b>	<b>366</b>	<b>2119</b>	<b>973</b>	<b>1146</b>	<b>0</b>	<b>0</b>	<b>0</b>
<b>Advanced Diploma Total</b>	<b>0</b>	<b>0</b>	<b>0</b>	<b>0</b>	<b>0</b>	<b>0</b>	<b>0</b>	<b>0</b>	<b>0</b>
<b>Science and Engineering</b>	<b>0</b>	<b>0</b>	<b>0</b>	<b>0</b>	<b>0</b>	<b>0</b>	<b>0</b>	<b>0</b>	<b>0</b>
AD in Interior Design	0	0	0	0	0	0	0	0	0
AD in Well Engineering	0	0	0	0	0	0	0	0	0
<b>Business</b>	<b>0</b>	<b>0</b>	<b>0</b>	<b>0</b>	<b>0</b>	<b>0</b>	<b>0</b>	<b>0</b>	<b>0</b>
AD in Business Accounting	0	0	0	0	0	0	0	0	0
AD in Business Marketing	0	0	0	0	0	0	0	0	0
AD in Business Finance	0	0	0	0	0	0	0	0	0
AD in Business Entrepreneurship	0	0	0	0	0	0	0	0	0
AD in Business Management	0	0	0	0	0	0	0	0	0
<b>Information and Communication Technology</b>	<b>0</b>	<b>0</b>	<b>0</b>	<b>0</b>	<b>0</b>	<b>0</b>	<b>0</b>	<b>0</b>	<b>0</b>
AD in Computer Network	0	0	0	0	0	0	0	0	0
AD in Web Computing	0	0	0	0	0	0	0	0	0
AD in Information System and Technology	0	0	0	0	0	0	0	0	0
AD in Digital Media	0	0	0	0	0	0	0	0	0
AD in Information Science	0	0	0	0	0	0	0	0	0
<b>Level 5 Total</b>	<b>564</b>	<b>277</b>	<b>287</b>	<b>1785</b>	<b>879</b>	<b>906</b>	<b>0</b>	<b>0</b>	<b>0</b>
<b>Engineering and Engineering Trades</b>	<b>158</b>	<b>86</b>	<b>72</b>	<b>571</b>	<b>299</b>	<b>272</b>	<b>0</b>	<b>0</b>	<b>0</b>
Level 5 Diploma In Engineering (Electrical And Electronics Engineering)	41	27	14	147	99	48	0	0	0
Level 5 Diploma In Petroleum Engineering	18	6	12	82	30	52	0	0	0
Level 5 Diploma In Engineering (Mechanical Engineering)	38	26	12	152	95	57	0	0	0
Level 5 Diploma In Engineering (Communications & Systems Engineering)	21	11	10	69	38	31	0	0	0
Level 5 Diploma In Science Technology	40	16	24	121	37	84	0	0	0
<b>Architecture and Building Engineering</b>	<b>96</b>	<b>52</b>	<b>44</b>	<b>263</b>	<b>125</b>	<b>138</b>	<b>0</b>	<b>0</b>	<b>0</b>
Level 5 Diploma In Engineering (Civil Engineering)	49	26	23	122	63	59	0	0	0
Level 5 Diploma In Architecture	30	18	12	81	37	44	0	0	0
Level 5 Diploma In Interior Design	17	8	9	60	25	35	0	0	0
<b>Business</b>	<b>195</b>	<b>78</b>	<b>117</b>	<b>483</b>	<b>178</b>	<b>305</b>	<b>0</b>	<b>0</b>	<b>0</b>
Level 5 Diploma In Business Studies (General)	35	17	18	75	33	42	0	0	0
Level 5 Diploma In Business Studies (Entrepreneurship)	20	11	9	46	21	25	0	0	0
Level 5 Diploma In Business Studies (Marketing)	26	13	13	66	27	39	0	0	0
Level 5 Diploma In Business Studies (Human Resource Management)	68	20	48	128	44	84	0	0	0
Level 5 Diploma In Business Accounting And Finance	46	17	29	168	53	115	0	0	0

### 3.1.17 HIGHER EDUCATION INTAKE, ENROLMENTS, AND GRADUATES ACCORDING TO GENDER BY INSTITUTION, AWARD LEVEL, FIELD OF EDUCATION, AND PROGRAMME, 2017

#### 3.1.17.4 POLITEKNIK BRUNEI (PB)

Field of Education	Intake			Enrolment			Graduates		
	MF	M	F	MF	M	F	MF	M	F
<b>Information and Communication Technology</b>	<b>115</b>	<b>61</b>	<b>54</b>	<b>468</b>	<b>277</b>	<b>191</b>	<b>0</b>	<b>0</b>	<b>0</b>
Level 5 Diploma In Science Technology	0	0	0	0	0	0	0	0	0
Level 5 Diploma In Information And Communication Technology (Network And Security)	32	20	12	152	103	49	0	0	0
Level 5 Diploma In Information And Communication Technology (Digital Media)	31	21	10	132	85	47	0	0	0
Level 5 Diploma In Information And Communication Technology (Web Development)	16	8	8	55	33	22	0	0	0
Level 5 Diploma In Information And Communication Technology (Library Informatics & Computing)	17	5	12	49	16	33	0	0	0
Level 5 Diploma In Information And Communication Technology (Information Systems)	19	7	12	80	40	40	0	0	0
<b>Level 4 Total</b>	<b>110</b>	<b>31</b>	<b>79</b>	<b>334</b>	<b>94</b>	<b>240</b>	<b>0</b>	<b>0</b>	<b>0</b>
<b>Health</b>	<b>110</b>	<b>31</b>	<b>79</b>	<b>334</b>	<b>94</b>	<b>240</b>	<b>0</b>	<b>0</b>	<b>0</b>
Level 4 Diploma In Health Science (Midwifery)	26	0	26	55	0	55	0	0	0
Level 4 Diploma In Health Science (Nursing)	67	17	50	216	48	168	0	0	0
Level 4 Diploma In Health Science (Paramedic)	17	14	3	63	46	17	0	0	0

**Note:**

No graduation in 2017

### 3.1.18 HIGHER EDUCATION ENROLMENTS ACCORDING TO EDUCATION LEVEL AND GENDER BY INSTITUTION, FACULTY, AND PROGRAMMES, 2017

#### 3.1.18.1 UNIVERSITI BRUNEI DARUSSALAM (UBD)

Programme	Education Level																				
	Year 1			Year 2			Year 3			Year 4			Year 5			Year 6			Total		
	MF	M	F	MF	M	F	MF	M	F	MF	M	F	MF	M	F	MF	M	F	MF	M	F
<b>UBD Total</b>	<b>1560</b>	<b>560</b>	<b>1000</b>	<b>1419</b>	<b>467</b>	<b>952</b>	<b>936</b>	<b>302</b>	<b>634</b>	<b>1069</b>	<b>346</b>	<b>723</b>	<b>0</b>	<b>0</b>	<b>0</b>	<b>0</b>	<b>0</b>	<b>0</b>	<b>4984</b>	<b>1675</b>	<b>3309</b>
<b>School of Business and Economics</b>	<b>243</b>	<b>75</b>	<b>168</b>	<b>311</b>	<b>94</b>	<b>217</b>	<b>134</b>	<b>45</b>	<b>89</b>	<b>176</b>	<b>56</b>	<b>120</b>	<b>0</b>	<b>0</b>	<b>0</b>	<b>0</b>	<b>0</b>	<b>0</b>	<b>864</b>	<b>270</b>	<b>594</b>
Ph.D. in Business Administration	0	0	0	0	0	0	0	0	0	0	0	0	0	0	0	0	0	0	0	0	0
Ph.D. in Economics	8	4	4	1	0	1	0	0	0	2	2	0	0	0	0	0	0	0	11	6	5
Ph.D. in Finance	1	1	0	0	0	0	0	0	0	0	0	0	0	0	0	0	0	0	1	1	0
Ph.D. in Management Studies	0	0	0	1	0	1	3	2	1	1	1	0	0	0	0	0	0	0	5	3	2
Ph.D. in Public Policy	0	0	0	0	0	0	0	0	0	0	0	0	0	0	0	0	0	0	0	0	0
Master of Economics By Research	0	0	0	0	0	0	0	0	0	0	0	0	0	0	0	0	0	0	0	0	0
Master of Business Administration by Coursework	2	2	0	9	4	5	2	0	2	0	0	0	0	0	0	0	0	0	13	6	7
Master of Economics By Coursework	8	1	7	0	0	0	0	0	0	0	0	0	0	0	0	0	0	0	8	1	7
Master of Finance By Research	0	0	0	0	0	0	0	0	0	0	0	0	0	0	0	0	0	0	0	0	0
Master of Islamic Finance By Coursework	17	3	14	28	7	21	0	0	0	0	0	0	0	0	0	0	0	0	45	10	35
Master of Islamic Finance By Research	0	0	0	0	0	0	0	0	0	0	0	0	0	0	0	0	0	0	0	0	0
Master of Logistics By Coursework	19	7	12	0	0	0	0	0	0	0	0	0	0	0	0	0	0	0	19	7	12
Master of Management By Coursework	50	13	37	61	8	53	2	2	0	1	0	1	0	0	0	0	0	0	114	23	91
Master of Management By Research	0	0	0	0	0	0	0	0	0	0	0	0	0	0	0	0	0	0	0	0	0
Bachelor of Business	138	44	94	211	75	136	127	41	86	172	53	119	0	0	0	0	0	0	648	213	435
<b>Academy of Brunei Studies</b>	<b>41</b>	<b>10</b>	<b>31</b>	<b>54</b>	<b>22</b>	<b>32</b>	<b>26</b>	<b>9</b>	<b>17</b>	<b>22</b>	<b>6</b>	<b>16</b>	<b>0</b>	<b>0</b>	<b>0</b>	<b>0</b>	<b>0</b>	<b>0</b>	<b>143</b>	<b>47</b>	<b>96</b>
Ph.D. in Brunei Studies	1	0	1	2	2	0	0	0	0	0	0	0	0	0	0	0	0	0	3	2	1
Master of Arts in (Brunei Studies) By Research	1	0	1	3	0	3	1	0	1	0	0	0	0	0	0	0	0	0	5	0	5
Bachelor of Arts (Brunei Studies)	39	10	29	49	20	29	25	9	16	22	6	16	0	0	0	0	0	0	135	45	90
<b>Faculty of Science</b>	<b>314</b>	<b>136</b>	<b>178</b>	<b>401</b>	<b>140</b>	<b>261</b>	<b>302</b>	<b>103</b>	<b>199</b>	<b>359</b>	<b>120</b>	<b>239</b>	<b>0</b>	<b>0</b>	<b>0</b>	<b>0</b>	<b>0</b>	<b>0</b>	<b>1376</b>	<b>499</b>	<b>877</b>
Ph.D. in Biological Sciences	0	0	0	0	0	0	0	0	0	0	0	0	0	0	0	0	0	0	0	0	0
Ph.D. in Biodiversiy	0	0	0	2	0	2	0	0	0	1	1	0	0	0	0	0	0	0	3	1	2
Ph.D. in Biology	2	0	2	1	1	0	1	0	1	0	0	0	0	0	0	0	0	0	4	1	3
Ph.D. in Biotechnology	3	1	2	2	0	2	1	0	1	1	1	0	0	0	0	0	0	0	7	2	5
Ph.D. in Chemistry	4	3	1	1	0	1	1	0	1	0	0	0	0	0	0	0	0	0	6	3	3



### 3.1.18 HIGHER EDUCATION ENROLMENTS ACCORDING TO EDUCATION LEVEL AND GENDER BY INSTITUTION, FACULTY, AND PROGRAMMES, 2017

#### 3.1.18.1 UNIVERSITI BRUNEI DARUSSALAM (UBD)

Programme	Education Level																				
	Year 1			Year 2			Year 3			Year 4			Year 5			Year 6			Total		
	MF	M	F	MF	M	F	MF	M	F	MF	M	F	MF	M	F	MF	M	F	MF	M	F
Ph.D. in Computer Science	2	2	0	0	0	0	1	1	0	3	2	1	0	0	0	0	0	0	6	5	1
Ph.D. in Petroleum Geoscience	0	0	0	0	0	0	2	2	0	0	0	0	0	0	0	0	0	0	2	2	0
Ph.D. in Geosciences	0	0	0	1	0	1	0	0	0	0	0	0	0	0	0	0	0	0	1	0	1
Ph.D. in Energy Studies	0	0	0	0	0	0	1	0	1	1	1	0	0	0	0	0	0	0	2	1	1
Ph.D. in Mathematics	1	1	0	0	0	0	0	0	0	0	0	0	0	0	0	0	0	0	1	1	0
Ph.D. in Physics	0	0	0	0	0	0	0	0	0	0	0	0	0	0	0	0	0	0	0	0	0
Ph.D. in Applied Physics	0	0	0	2	1	1	2	1	1	0	0	0	0	0	0	0	0	0	4	2	2
Ph.D. in Applied Physics By Research	0	0	0	0	0	0	0	0	0	0	0	0	0	0	0	0	0	0	0	0	0
Master of Science By Research	0	0	0	0	0	0	0	0	0	0	0	0	0	0	0	0	0	0	0	0	0
Master of Science in Biodiversity By Research	0	0	0	0	0	0	0	0	0	0	0	0	0	0	0	0	0	0	0	0	0
Master of Science in Biology	6	0	6	4	0	4	3	1	2	0	0	0	0	0	0	0	0	0	13	1	12
Master of Science in Biology By Research	0	0	0	0	0	0	0	0	0	0	0	0	0	0	0	0	0	0	0	0	0
Master of Science in Biotechnology By Research	4	0	4	1	1	0	0	0	0	0	0	0	0	0	0	0	0	0	5	1	4
Master of Science in Chemistry By Research	4	1	3	6	1	5	5	0	5	0	0	0	0	0	0	0	0	0	15	2	13
Master of Science in Computer Science By Research	2	2	0	1	0	1	0	0	0	0	0	0	0	0	0	0	0	0	3	2	1
Master of Science in Energy Studies By Coursework	0	0	0	0	0	0	0	0	0	0	0	0	0	0	0	0	0	0	0	0	0
Master of Science in Energy Studies By Research	0	0	0	0	0	0	0	0	0	0	0	0	0	0	0	0	0	0	0	0	0
Master of Science in GeoSciences By Research	3	1	2	10	4	6	1	0	1	0	0	0	0	0	0	0	0	0	14	5	9
Master of Science in Mathematics By Research	2	0	2	3	1	2	1	1	0	0	0	0	0	0	0	0	0	0	6	2	4
Master of Science in Physics by Research	0	0	0	0	0	0	0	0	0	0	0	0	0	0	0	0	0	0	0	0	0
Master of Science in Applied Physics by Research	1	0	1	0	0	0	0	0	0	1	0	1	0	0	0	0	0	0	2	0	2
Bachelor of Science	280	125	155	367	131	236	283	97	186	352	115	237	0	0	0	0	0	0	1282	468	814
<b>Centre For Advance Materials and Energy Science</b>	0	0	0	3	1	2	2	1	1	0	0	0	0	0	0	0	0	0	5	2	3
Ph.D. in Energy Studies	0	0	0	3	1	2	1	0	1	0	0	0	0	0	0	0	0	0	4	1	3
Master of Science in Energy Study By Research	0	0	0	0	0	0	1	1	0	0	0	0	0	0	0	0	0	0	1	1	0

### 3.1.18 HIGHER EDUCATION ENROLMENTS ACCORDING TO EDUCATION LEVEL AND GENDER BY INSTITUTION, FACULTY, AND PROGRAMMES, 2017

#### 3.1.18.1 UNIVERSITI BRUNEI DARUSSALAM (UBD)

Programme	Education Level																				
	Year 1			Year 2			Year 3			Year 4			Year 5			Year 6			Total		
	MF	M	F	MF	M	F	MF	M	F	MF	M	F	MF	M	F	MF	M	F	MF	M	F
<b>PAPRSB Institute of Health Sciences</b>	<b>148</b>	<b>44</b>	<b>104</b>	<b>107</b>	<b>30</b>	<b>77</b>	<b>68</b>	<b>16</b>	<b>52</b>	<b>69</b>	<b>14</b>	<b>55</b>	<b>0</b>	<b>0</b>	<b>0</b>	<b>0</b>	<b>0</b>	<b>0</b>	<b>392</b>	<b>104</b>	<b>288</b>
Ph.D. in Biomedical Science	1	0	1	3	1	2	2	0	2	0	0	0	0	0	0	0	0	0	6	1	5
Ph.D. in Nursing	2	1	1	2	1	1	0	0	0	0	0	0	0	0	0	0	0	0	4	2	2
Ph.D. in Public Health	0	0	0	3	1	2	4	0	4	0	0	0	0	0	0	0	0	0	7	1	6
Ph.D. in Midwifery	1	0	1	0	0	0	0	0	0	0	0	0	0	0	0	0	0	0	1	0	1
Ph.D in Clinical Sciences	1	0	1	0	0	0	0	0	0	0	0	0	0	0	0	0	0	0	1	0	1
Master of Science in Primary Health Care by coursework	0	0	0	14	1	13	0	0	0	0	0	0	0	0	0	0	0	0	14	1	13
Master of Health Science (Clinical Sciences) By Research	0	0	0	0	0	0	0	0	0	0	0	0	0	0	0	0	0	0	0	0	0
Master of Health Sciences (Biomedical Sciences) By Research	6	0	6	2	1	1	1	0	1	0	0	0	0	0	0	0	0	0	9	1	8
Master of Health Sciences (Public Health) By Research	0	0	0	1	1	0	0	0	0	1	0	1	0	0	0	0	0	0	2	1	1
Master of Public Health By Coursework	6	2	4	7	1	6	0	0	0	0	0	0	0	0	0	0	0	0	13	3	10
Master of Health Science in Nursing by Research	3	1	2	0	0	0	0	0	0	0	0	0	0	0	0	0	0	0	3	1	2
Master of Health Science in Midwifery by Research	1	0	1	0	0	0	0	0	0	0	0	0	0	0	0	0	0	0	1	0	1
Master of Medicine by Coursework	16	5	11	0	0	0	0	0	0	0	0	0	0	0	0	0	0	0	16	5	11
Bachelor of Health Science (Bio Medical)	25	7	18	26	9	17	20	4	16	33	9	24	0	0	0	0	0	0	104	29	75
Bachelor of Health Science in Medicine	26	13	13	23	9	14	20	7	13	2	1	1	0	0	0	0	0	0	71	30	41
Bachelor of Health Science in Nursing	29	7	22	16	4	12	17	3	14	24	3	21	0	0	0	0	0	0	86	17	69
Bachelor of Health Science in Midwifery	2	0	2	0	0	0	1	0	1	6	0	6	0	0	0	0	0	0	9	0	9
Bachelor of Health Science in Pharmacy	10	1	9	10	1	9	0	0	0	0	0	0	0	0	0	0	0	0	20	2	18
Bachelor of Health Science in Dentistry	10	6	4	0	0	0	0	0	0	0	0	0	0	0	0	0	0	0	10	6	4
Bachelor in Health Sciences	2	1	1	0	0	0	3	2	1	2	1	1	0	0	0	0	0	0	7	4	3
Advanced Diploma In Health Science	7	0	7	0	0	0	0	0	0	0	0	0	0	0	0	0	0	0	7	0	7
Diploma In Health Science	0	0	0	0	0	0	0	0	0	1	0	1	0	0	0	0	0	0	1	0	1

### 3.1.18 HIGHER EDUCATION ENROLMENTS ACCORDING TO EDUCATION LEVEL AND GENDER BY INSTITUTION, FACULTY, AND PROGRAMMES, 2017

#### 3.1.18.1 UNIVERSITI BRUNEI DARUSSALAM (UBD)

Programme	Education Level																				
	Year 1			Year 2			Year 3			Year 4			Year 5			Year 6			Total		
	MF	M	F	MF	M	F	MF	M	F	MF	M	F	MF	M	F	MF	M	F	MF	M	F
<b>Sultan Hassanal Bolkiah Institute of Education (SHBIE)</b>	<b>208</b>	<b>49</b>	<b>159</b>	<b>38</b>	<b>10</b>	<b>28</b>	<b>6</b>	<b>2</b>	<b>4</b>	<b>6</b>	<b>0</b>	<b>6</b>	<b>0</b>	<b>0</b>	<b>0</b>	<b>0</b>	<b>0</b>	<b>0</b>	<b>258</b>	<b>61</b>	<b>197</b>
Ph.D. in Education	16	2	14	19	4	15	6	2	4	6	0	6	0	0	0	0	0	0	47	8	39
Master in Counselling By Coursework	13	0	13	8	2	6	0	0	0	0	0	0	0	0	0	0	0	0	21	2	19
Master of Education By Coursework	21	2	19	4	1	3	0	0	0	0	0	0	0	0	0	0	0	0	25	3	22
Master of Education By Research	7	4	3	3	1	2	0	0	0	0	0	0	0	0	0	0	0	0	10	5	5
Master of Teaching	151	41	110	4	2	2	0	0	0	0	0	0	0	0	0	0	0	0	155	43	112
<b>Faculty of Arts and Social Sciences</b>	<b>320</b>	<b>103</b>	<b>217</b>	<b>462</b>	<b>153</b>	<b>309</b>	<b>368</b>	<b>110</b>	<b>258</b>	<b>382</b>	<b>122</b>	<b>260</b>	<b>0</b>	<b>0</b>	<b>0</b>	<b>0</b>	<b>0</b>	<b>0</b>	<b>1532</b>	<b>488</b>	<b>1044</b>
Ph.D. in Anthropology	0	0	0	1	0	1	0	0	0	0	0	0	0	0	0	0	0	0	1	0	1
Ph.D. in Applied Linguistics	2	0	2	4	1	3	1	1	0	0	0	0	0	0	0	0	0	0	7	2	5
Ph.D. in English Literature	0	0	0	0	0	0	1	0	1	0	0	0	0	0	0	0	0	0	1	0	1
Ph.D. in Environmental Studies	0	0	0	1	0	1	0	0	0	0	0	0	0	0	0	0	0	0	1	0	1
Ph.D. in Geography	0	0	0	0	0	0	0	0	0	1	1	0	0	0	0	0	0	0	1	1	0
Ph.D. in History	5	1	4	4	2	2	1	0	1	0	0	0	0	0	0	0	0	0	10	3	7
Ph.D. in Malay Language And Linguistics	1	0	1	1	0	1	4	1	3	1	1	0	0	0	0	0	0	0	7	2	5
Ph.D. in Malay Literature	1	1	0	1	1	0	0	0	0	0	0	0	0	0	0	0	0	0	2	2	0
Ph.D. in Professional Communication And The Media	0	0	0	3	0	3	0	0	0	1	0	1	0	0	0	0	0	0	4	0	4
Ph.D. in Sociology	2	0	2	0	0	0	0	0	0	0	0	0	0	0	0	0	0	0	2	0	2
Master of Arts in Anthropology By Research	0	0	0	1	1	0	0	0	0	0	0	0	0	0	0	0	0	0	1	1	0
Master of Arts in Art By Research	1	1	0	0	0	0	0	0	0	0	0	0	0	0	0	0	0	0	1	1	0
Master of Arts in English Language and Linguistics By Research	3	0	3	2	1	1	0	0	0	0	0	0	0	0	0	0	0	0	5	1	4
Master of Arts in Environmental Studies By Research	2	0	2	2	0	2	0	0	0	1	0	1	0	0	0	0	0	0	5	0	5
Master of Arts in Geography By Research	1	0	1	2	0	2	1	0	1	0	0	0	0	0	0	0	0	0	4	0	4
Master of Arts in History By Research	0	0	0	3	1	2	1	0	1	0	0	0	0	0	0	0	0	0	4	1	3
Master of Arts in Malay Language and Linguistics By Research	0	0	0	0	0	0	1	1	0	2	0	2	0	0	0	0	0	0	3	1	2
Master of Arts in Malay Literature by Research	2	0	2	2	0	2	0	0	0	0	0	0	0	0	0	0	0	0	4	0	4

### 3.1.18 HIGHER EDUCATION ENROLMENTS ACCORDING TO EDUCATION LEVEL AND GENDER BY INSTITUTION, FACULTY, AND PROGRAMMES, 2017

#### 3.1.18.1 UNIVERSITI BRUNEI DARUSSALAM (UBD)

Programme	Education Level																							
	Year 1			Year 2			Year 3			Year 4			Year 5			Year 6			Total					
	MF	M	F	MF	M	F	MF	M	F	MF	M	F	MF	M	F	MF	M	F	MF	M	F			
Master of Arts in Professional Communication And The Media By Research	1	0	1	2	1	1	0	0	0	0	0	0	0	0	0	0	0	0	0	0	0	3	1	2
Master of Arts in Sociology By Research	2	1	1	1	1	0	0	0	0	0	0	0	0	0	0	0	0	0	0	0	0	3	2	1
Bachelor of Arts	297	99	198	432	144	288	358	107	251	376	120	256	0	0	0	0	0	0	0	0	0	1463	470	993
<b>Centre For Lifelong Learning</b>	<b>244</b>	<b>116</b>	<b>128</b>	<b>0</b>	<b>0</b>	<b>0</b>	<b>0</b>	<b>0</b>	<b>0</b>	<b>0</b>	<b>0</b>	<b>0</b>	<b>0</b>	<b>0</b>	<b>0</b>	<b>0</b>	<b>0</b>	<b>0</b>	<b>0</b>	<b>0</b>	<b>0</b>	<b>244</b>	<b>116</b>	<b>128</b>
Master of Government	21	12	9	0	0	0	0	0	0	0	0	0	0	0	0	0	0	0	0	0	0	21	12	9
Bachelor of Science in Digital Economy	1	1	0	0	0	0	0	0	0	0	0	0	0	0	0	0	0	0	0	0	0	1	1	0
University Bridging Programme	205	95	110	0	0	0	0	0	0	0	0	0	0	0	0	0	0	0	0	0	0	205	95	110
Bridging English Course	10	5	5	0	0	0	0	0	0	0	0	0	0	0	0	0	0	0	0	0	0	10	5	5
Diploma in Counselling	0	0	0	0	0	0	0	0	0	0	0	0	0	0	0	0	0	0	0	0	0	0	0	0
Diploma in Education	7	3	4	0	0	0	0	0	0	0	0	0	0	0	0	0	0	0	0	0	0	7	3	4
Diploma in Inclusive Education	0	0	0	0	0	0	0	0	0	0	0	0	0	0	0	0	0	0	0	0	0	0	0	0
Diploma in Technical Education	0	0	0	0	0	0	0	0	0	0	0	0	0	0	0	0	0	0	0	0	0	0	0	0
<b>SOAS Centre For Islamic Studies</b>	<b>3</b>	<b>2</b>	<b>1</b>	<b>5</b>	<b>1</b>	<b>4</b>	<b>6</b>	<b>2</b>	<b>4</b>	<b>3</b>	<b>2</b>	<b>1</b>	<b>0</b>	<b>0</b>	<b>0</b>	<b>0</b>	<b>0</b>	<b>0</b>	<b>0</b>	<b>0</b>	<b>0</b>	<b>17</b>	<b>7</b>	<b>10</b>
Ph.D. in Islamic Civilization and Contemporary Issues	3	2	1	4	0	4	6	2	4	2	2	0	0	0	0	0	0	0	0	0	0	15	6	9
Master of Arts In Islamic Civilization and Contemporary Issues By Research	0	0	0	1	1	0	0	0	0	1	0	1	0	0	0	0	0	0	0	0	0	2	1	1
HND in Islamic Studies	0	0	0	0	0	0	0	0	0	0	0	0	0	0	0	0	0	0	0	0	0	0	0	0
<b>Institute of Asian Studies</b>	<b>0</b>	<b>0</b>	<b>0</b>	<b>1</b>	<b>1</b>	<b>0</b>	<b>1</b>	<b>1</b>	<b>0</b>	<b>2</b>	<b>0</b>	<b>2</b>	<b>0</b>	<b>0</b>	<b>0</b>	<b>0</b>	<b>0</b>	<b>0</b>	<b>0</b>	<b>0</b>	<b>0</b>	<b>4</b>	<b>2</b>	<b>2</b>
Ph.D. In Asian Studies	0	0	0	1	1	0	1	1	0	2	0	2	0	0	0	0	0	0	0	0	0	4	2	2
<b>Faculty of Integrated Technologies</b>	<b>27</b>	<b>21</b>	<b>6</b>	<b>34</b>	<b>12</b>	<b>22</b>	<b>23</b>	<b>13</b>	<b>10</b>	<b>50</b>	<b>26</b>	<b>24</b>	<b>0</b>	<b>0</b>	<b>0</b>	<b>0</b>	<b>0</b>	<b>0</b>	<b>0</b>	<b>0</b>	<b>0</b>	<b>134</b>	<b>72</b>	<b>62</b>
Ph.D in Engineering	0	0	0	1	1	0	0	0	0	0	0	0	0	0	0	0	0	0	0	0	0	1	1	0
Ph.D in Systems Engineering	3	2	1	3	2	1	1	0	1	1	1	0	0	0	0	0	0	0	0	0	0	8	5	3
Ph.D in Chemical Engineering	1	0	1	1	0	1	1	1	0	0	0	0	0	0	0	0	0	0	0	0	0	3	1	2
Master of Engineering in Chemical Engineering by Research	0	0	0	2	1	1	0	0	0	0	0	0	0	0	0	0	0	0	0	0	0	2	1	1
Master of Engineering in System Engineering by Research	1	1	0	0	0	0	0	0	0	0	0	0	0	0	0	0	0	0	0	0	0	1	1	0
Bachelor of Engineering	22	18	4	27	8	19	21	12	9	49	25	24	0	0	0	0	0	0	0	0	0	119	63	56
<b>Institute of Policy Studies</b>	<b>12</b>	<b>4</b>	<b>8</b>	<b>3</b>	<b>3</b>	<b>0</b>	<b>0</b>	<b>0</b>	<b>0</b>	<b>0</b>	<b>0</b>	<b>0</b>	<b>0</b>	<b>0</b>	<b>0</b>	<b>0</b>	<b>0</b>	<b>0</b>	<b>0</b>	<b>0</b>	<b>0</b>	<b>15</b>	<b>7</b>	<b>8</b>
Ph.D in Public Policy	0			0			0			0			0	0	0	0	0	0	0	0	0	0	0	0
Ph.D in Islamic Governance	3	1	2	2	2	0	0	0	0	0	0	0	0	0	0	0	0	0	0	0	0	5	3	2
Master of Public Policy and Management	5	1	4	0	0	0	0	0	0	0	0	0	0	0	0	0	0	0	0	0	0	5	1	4
Master in Islamic Governance by Research	4	2	2	1	1	0	0	0	0	0	0	0	0	0	0	0	0	0	0	0	0	5	3	2

### 3.1.18 HIGHER EDUCATION ENROLMENTS ACCORDING TO EDUCATION LEVEL AND GENDER BY INSTITUTION, FACULTY, AND PROGRAMMES, 2017

#### 3.1.18.2 UNIVERSITI SULTAN SHARIF ALI (UNISSA)

Programme	Education Level																				
	Year 1			Year 2			Year 3			Year 4			Year 5			Year 6			Total		
	MF	M	F	MF	M	F	MF	M	F	MF	M	F	MF	M	F	MF	M	F	MF	M	F
<b>UNISSA Total</b>	<b>370</b>	<b>126</b>	<b>246</b>	<b>281</b>	<b>107</b>	<b>175</b>	<b>209</b>	<b>74</b>	<b>135</b>	<b>169</b>	<b>67</b>	<b>102</b>	<b>38</b>	<b>8</b>	<b>30</b>	<b>4</b>	<b>2</b>	<b>2</b>	<b>1074</b>	<b>384</b>	<b>690</b>
<b>Faculty of Shari'ah and Law</b>	<b>230</b>	<b>71</b>	<b>159</b>	<b>146</b>	<b>39</b>	<b>107</b>	<b>98</b>	<b>26</b>	<b>72</b>	<b>86</b>	<b>30</b>	<b>56</b>	<b>36</b>	<b>7</b>	<b>29</b>	<b>2</b>	<b>1</b>	<b>1</b>	<b>598</b>	<b>174</b>	<b>424</b>
Ph.D. in Shari'ah by Research	2	1	1	1	1	0	2	2	0	1	1	0	1	1	0	0	0	0	7	6	1
PhD in Law by Research	2	2	0	0	0	0	0	0	0	0	0	0	0	0	0	0	0	0	2	2	0
Master of Shari'ah by Coursework and Dissertation	11	3	8	16	6	10	7	1	6	2	0	2	0	0	0	0	0	0	36	10	26
Master of Shari'ah (by Research)	0	0	0	0	0	0	0	0	0	2	1	1	1	1	0	1	1	0	4	3	1
Master of Laws (by Research)	3	1	2	0	0	0	0	0	0	0	0	0	0	0	0	0	0	0	3	1	2
Bachelor of Law (LLB) and Bachelor of Shari'ah Law (BSL)	65	9	56	63	15	48	45	6	39	46	13	33	30	3	27	0	0	0	249	46	203
Bachelor of Shari'ah (Fiqh and Judiciary)	26	9	17	26	5	21	31	12	19	27	10	17	2	2	0	1	0	1	113	38	75
Bachelor of Shari'ah (Fiqh and Usul)	25	9	16	26	11	15	13	5	8	8	5	3	2	0	2	0	0	0	74	30	44
Diploma in Islamic Law and Legal Practice	10	4	6	2	0	2	0	0	0	0	0	0	0	0	0	0	0	0	12	4	8
Higher National Diploma in Shariah Criminal Justice System	86	33	53	12	1	11	0	0	0	0	0	0	0	0	0	0	0	0	98	34	64
Certificate of Shariah Criminal Justice System	0	0	0	0	0	0	0	0	0	0	0	0	0	0	0	0	0	0	0	0	0
<b>Faculty of Usuluddin</b>	<b>28</b>	<b>13</b>	<b>15</b>	<b>43</b>	<b>22</b>	<b>21</b>	<b>46</b>	<b>25</b>	<b>21</b>	<b>24</b>	<b>12</b>	<b>12</b>	<b>0</b>	<b>0</b>	<b>0</b>	<b>0</b>	<b>0</b>	<b>0</b>	<b>141</b>	<b>72</b>	<b>69</b>
Ph.D. in Usuluddin by Research	0	0	0	1	1	0	1	1	0	2	1	1	0	0	0	0	0	0	4	3	1
Master of Usuluddin by Coursework and Dissertation	5	2	3	5	2	3	8	2	6	2	0	2	0	0	0	0	0	0	20	6	14
Master of Usuluddin by Research	0	0	0	0	0	0	0	0	0	1	1	0	0	0	0	0	0	0	1	1	0
Bachelor of Usuluddin (Aqidah and Dakwah)	0	0	0	14	8	6	19	9	10	13	7	6	0	0	0	0	0	0	46	24	22
Bachelor of Usuluddin (Tafsir and Hadith)	0	0	0	11	6	5	18	13	5	6	3	3	0	0	0	0	0	0	35	22	13
Bachelor of Usuluddin	22	10	12	0	0	0	0	0	0	0	0	0	0	0	0	0	0	0	22	10	12
Bachelor of Tahfiz & Qiraat	1	1	0	12	5	7	0	0	0	0	0	0	0	0	0	0	0	0	13	6	7
<b>Faculty of Economics and Islamic Finance</b>	<b>52</b>	<b>18</b>	<b>34</b>	<b>49</b>	<b>26</b>	<b>23</b>	<b>33</b>	<b>8</b>	<b>25</b>	<b>30</b>	<b>10</b>	<b>20</b>	<b>0</b>	<b>0</b>	<b>0</b>	<b>2</b>	<b>1</b>	<b>1</b>	<b>166</b>	<b>63</b>	<b>103</b>
Ph.D of Islamic Finance (Research)	1	0	1	0	0	0	0	0	0	0	0	0	0	0	0	0	0	0	1	0	1
Master of Islamic Banking and Finance (Research)	1	1	0	2	2	0	3	2	1	1	1	0	0	0	0	1	1	0	8	7	1
Master of Islamic Economics (Research)	0	0	0	1	0	1	0	0	0	0	0	0	0	0	0	0	0	0	1	0	1
Bachelor of Science in Islamic Finance	38	13	25	35	16	19	22	4	18	29	9	20	0	0	0	1	0	1	125	42	83
Bachelor of Business Management	12	4	8	11	8	3	8	2	6	0	0	0	0	0	0	0	0	0	31	14	17

### 3.1.18 HIGHER EDUCATION ENROLMENTS ACCORDING TO EDUCATION LEVEL AND GENDER BY INSTITUTION, FACULTY, AND PROGRAMMES, 2017

#### 3.1.18.2 UNIVERSITI SULTAN SHARIF ALI (UNISSA)

Programme	Education Level																				
	Year 1			Year 2			Year 3			Year 4			Year 5			Year 6			Total		
	MF	M	F	MF	M	F	MF	M	F	MF	M	F	MF	M	F	MF	M	F	MF	M	F
<b>Faculty of Arabic language</b>	<b>31</b>	<b>9</b>	<b>22</b>	<b>16</b>	<b>6</b>	<b>10</b>	<b>21</b>	<b>13</b>	<b>8</b>	<b>23</b>	<b>13</b>	<b>10</b>	<b>1</b>	<b>0</b>	<b>1</b>	<b>0</b>	<b>0</b>	<b>0</b>	<b>92</b>	<b>41</b>	<b>51</b>
Ph.D. in Arabic Language by Research	2	1	1	3	1	2	1	1	0	2	1	1	1	0	1	0	0	0	9	4	5
Master of Arabic Language by Coursework and Dissertation	7	2	5	0	0	0	0	0	0	3	2	1	0	0	0	0	0	0	10	4	6
Master of Arabic Language by Research	0	0	0	0	0	0	1	1	0	0	0	0	0	0	0	0	0	0	1	1	0
Post Graduate Diploma in Arabic Language	0	0	0	0	0	0	0	0	0	0	0	0	0	0	0	0	0	0	0	0	0
Bachelor of Arabic Language	22	6	16	13	5	8	19	11	8	18	10	8	0	0	0	0	0	0	72	32	40
<b>Centre for The Promotion of Knowledge and Language</b>	<b>4</b>	<b>2</b>	<b>2</b>	<b>6</b>	<b>4</b>	<b>2</b>	<b>2</b>	<b>2</b>	<b>0</b>	<b>0</b>	<b>0</b>	<b>0</b>	<b>0</b>	<b>0</b>	<b>0</b>	<b>0</b>	<b>0</b>	<b>0</b>	<b>12</b>	<b>8</b>	<b>4</b>
Higher National Diploma in <i>Dirasaat Islamiyyah</i>	0	0	0	6	4	2	2	2	0	0	0	0	0	0	0	0	0	0	8	6	2
Upgrading Programme ( <i>Barnamij al-Tarqiyah</i> )	4	2	2	0	0	0	0	0	0	0	0	0	0	0	0	0	0	0	4	2	2
<b>Mazhab Shafi'i Research Centre</b>	<b>3</b>	<b>1</b>	<b>4</b>	<b>2</b>	<b>2</b>	<b>1</b>	<b>0</b>	<b>0</b>	<b>0</b>	<b>0</b>	<b>0</b>	<b>0</b>	<b>0</b>	<b>0</b>	<b>0</b>	<b>0</b>	<b>0</b>	<b>0</b>	<b>8</b>	<b>3</b>	<b>5</b>
Ph.D of Mazhab Shafi'i (Research)	2	1	1	1	0	1	0	0	0	0	0	0	0	0	0	0	0	0	3	1	2
Master of Mazhab Shafi'i (Research)	3	0	3	2	2	0	0	0	0	0	0	0	0	0	0	0	0	0	5	2	3
<b>Faculty of Development Management</b>	<b>22</b>	<b>12</b>	<b>10</b>	<b>19</b>	<b>8</b>	<b>11</b>	<b>9</b>	<b>0</b>	<b>9</b>	<b>6</b>	<b>2</b>	<b>4</b>	<b>1</b>	<b>1</b>	<b>0</b>	<b>0</b>	<b>0</b>	<b>0</b>	<b>57</b>	<b>23</b>	<b>34</b>
PhD in Islamic History and Civilisation (Research)	1	1	0	1	0	1	0	0	0	0	0	0	0	0	0	0	0	0	2	1	1
Master of Islamic History and Civilisation (Coursework and Dissertation)	0	0	0	6	5	1	0	0	0	0	0	0	0	0	0	0	0	0	6	5	1
Master of Islamic History and Civilisation (Research)	13	9	4	1	0	1	1	0	1	0	0	0	0	0	0	0	0	0	15	9	6
Bachelor of History and Islamic Civilisation	8	2	6	11	3	8	8	0	8	6	2	4	1	1	0	0	0	0	34	8	26

**3.1.18 HIGHER EDUCATION ENROLMENTS ACCORDING TO EDUCATION LEVEL AND GENDER BY INSTITUTION, FACULTY, AND PROGRAMMES, 2017**
**3.1.18.3 UNIVERSITI TEKNOLOGI BRUNEI (UTB)**

Programme	Education Level																				
	Year 1			Year 2			Year 3			Year 4			Year 5			Year 6			Total		
	MF	M	F	MF	M	F	MF	M	F	MF	M	F	MF	M	F	MF	M	F	MF	M	F
<b>UTB Total</b>	<b>846</b>	<b>357</b>	<b>489</b>	<b>396</b>	<b>201</b>	<b>195</b>	<b>421</b>	<b>209</b>	<b>212</b>	<b>861</b>	<b>335</b>	<b>526</b>	<b>0</b>	<b>0</b>	<b>0</b>	<b>0</b>	<b>0</b>	<b>0</b>	<b>2524</b>	<b>1102</b>	<b>1422</b>
<b>Faculty of Engineering and School of Applied Sciences and Mathematics</b>	<b>584</b>	<b>249</b>	<b>335</b>	<b>276</b>	<b>143</b>	<b>133</b>	<b>302</b>	<b>152</b>	<b>150</b>	<b>593</b>	<b>237</b>	<b>356</b>	<b>0</b>	<b>0</b>	<b>0</b>	<b>0</b>	<b>0</b>	<b>0</b>	<b>1755</b>	<b>781</b>	<b>974</b>
PhD in Electrical and Electronic	3	2	1	0	0	0	0	0	0	0	0	0	0	0	0	0	0	0	3	2	1
PhD in Civil Engineering	2	0	2	0	0	0	0	0	0	0	0	0	0	0	0	0	0	0	2	0	2
PhD in Mechanical Engineering	1	0	1	0	0	0	0	0	0	0	0	0	0	0	0	0	0	0	1	0	1
Master by Coursework (By Taught) in Mechanical Engineering	5	0	5	0	0	0	0	0	0	0	0	0	0	0	0	0	0	0	5	0	5
Master of Science (By Research) in Mechanical Engineering / Electrical Electronic Engineering / Civil Engineering	5	0	5	6	2	4	0	0	0	0	0	0	0	0	0	0	0	0	11	2	9
Master by Coursework (By Taught) in Water Resources and Environment Engineering	11	3	8	0	0	0	0	0	0	0	0	0	0	0	0	0	0	0	11	3	8
Bachelor Of Engineering (Hons) in Civil Engineering	13	6	7	17	10	7	13	5	8	17	7	10	0	0	0	0	0	0	60	28	32
Bachelor Of Engineering (Hons) in Civil & Structural Engineering	6	5	1	6	2	4	12	5	7	13	3	10	0	0	0	0	0	0	37	15	22
Bachelor Of Engineering (Hons) in Civil & Geotechnical Engineering	0	0	0	1	1	0	4	1	3	5	1	4	0	0	0	0	0	0	10	3	7
Bachelor Of Engineering (Hons) in Chemical Engineering	11	7	4	6	2	4	29	15	14	46	24	22	0	0	0	0	0	0	92	48	44
Bachelor Of Engineering (Hons) in Petroleum Engineering	21	13	8	8	4	4	21	9	12	36	19	17	0	0	0	0	0	0	86	45	41
Bachelor Of Engineering (Hons) in Electrical & Communications Engineering	0	0	0	5	4	1	6	3	3	14	8	6	0	0	0	0	0	0	25	15	10
Bachelor Of Engineering (Hons) in Electrical & Electronic Engineering	24	13	11	11	9	2	9	8	1	11	6	5	0	0	0	0	0	0	55	36	19

**3.1.18 HIGHER EDUCATION ENROLMENTS ACCORDING TO EDUCATION LEVEL AND GENDER BY INSTITUTION, FACULTY, AND PROGRAMMES, 2017**
**3.1.18.3 UNIVERSITI TEKNOLOGI BRUNEI (UTB)**

Programme	Education Level																				
	Year 1			Year 2			Year 3			Year 4			Year 5			Year 6			Total		
	MF	M	F	MF	M	F	MF	M	F	MF	M	F	MF	M	F	MF	M	F	MF	M	F
Bachelor Of Engineering (Hons) in Mechatronic Engineering	17	11	6	13	9	4	21	15	6	11	6	5	0	0	0	0	0	0	62	41	21
Bachelor Of Engineering (Hons) in Mechanical Engineering	49	30	19	26	18	8	31	22	9	63	37	26	0	0	0	0	0	0	169	107	62
Bachelor of Science (Hons) in Applied Mathematics and Economics	15	6	9	0	0	0	0	0	0	0	0	0	0	0	0	0	0	0	15	6	9
Bachelor of Science in Food Science and Technology	12	1	11	0	0	0	0	0	0	0	0	0	0	0	0	0	0	0	12	1	11
<b>Faculty of Business and Computing</b>	<b>262</b>	<b>108</b>	<b>154</b>	<b>120</b>	<b>58</b>	<b>62</b>	<b>119</b>	<b>57</b>	<b>62</b>	<b>268</b>	<b>98</b>	<b>170</b>	<b>0</b>	<b>0</b>	<b>0</b>	<b>0</b>	<b>0</b>	<b>0</b>	<b>769</b>	<b>321</b>	<b>448</b>
PhD in Computing	3	1	2	0	0	0	0	0	0	0	0	0	0	0	0	0	0	0	3	1	2
PhD in Business Management and Technology	2	2	0	0	0	0	0	0	0	0	0	0	0	0	0	0	0	0	2	2	0
Master of Science (By Coursework) in Computing and Information System	7	2	5	0	0	0	0	0	0	0	0	0	0	0	0	0	0	0	7	2	5
Master of Science(By Coursework) in Management and Technology	29	11	18	0	0	0	0	0	0	0	0	0	0	0	0	0	0	0	29	11	18
Master Science(By Research) in Management	0	0	0	3	1	2	0	0	0	0	0	0	0	0	0	0	0	0	3	1	2
Master Science(By Research) Computing Information Systems	9	6	3	2	0	2	0	0	0	0	0	0	0	0	0	0	0	0	11	6	5
Bachelor of Business (Hons) in Accounting & Information Systems	37	11	26	17	6	11	19	7	12	48	8	40	0	0	0	0	0	0	121	32	89
Bachelor of Business (Hons) in Marketing & Information Systems	21	8	13	8	2	6	2	0	2	29	10	19	0	0	0	0	0	0	60	20	40
Bachelor of Business (Hons) in Business Information Systems	3	1	2	10	6	4	9	2	7	17	7	10	0	0	0	0	0	0	39	16	23
Bachelor of Business (Hons) in Applied Economics and Finance	16	2	14	17	9	8	7	3	4	15	3	12	0	0	0	0	0	0	55	17	38



**3.1.18 HIGHER EDUCATION ENROLMENTS ACCORDING TO EDUCATION LEVEL AND GENDER BY INSTITUTION, FACULTY, AND PROGRAMMES, 2017**
**3.1.18.3 UNIVERSITI TEKNOLOGI BRUNEI (UTB)**

Programme	Education Level																				
	Year 1			Year 2			Year 3			Year 4			Year 5			Year 6			Total		
	MF	M	F	MF	M	F	MF	M	F	MF	M	F	MF	M	F	MF	M	F	MF	M	F
Bachelor Of Business (Hons) in Finance & Risk Management	17	2	15	0	0	0	6	3	3	22	3	19	0	0	0	0	0	0	45	8	37
Bachelor of Business (Hons) in Technology Management	15	8	7	14	5	9	8	3	5	22	7	15	0	0	0	0	0	0	59	23	36
Bachelor of Science (Hons) in Internet Computing	18	7	11	7	2	5	8	4	4	21	10	11	0	0	0	0	0	0	54	23	31
Bachelor of Science (Hons) in Computing	17	7	10	13	7	6	4	2	2	18	13	5	0	0	0	0	0	0	52	29	23
Bachelor of Science (Hons) in Computer Network and Security	17	12	5	15	11	4	21	13	8	25	12	13	0	0	0	0	0	0	78	48	30
Bachelor of Science (Hons) in Creative Multimedia	24	9	15	8	4	4	12	8	4	19	9	10	0	0	0	0	0	0	63	30	33
Bachelor of Science (Hons) in Digital Media	9	7	2	6	5	1	7	4	3	10	5	5	0	0	0	0	0	0	32	21	11
Bachelor of Business (Hons) in Business Information Technology (Part-time)	0	0	0	0	0	0	16	8	8	14	5	9	0	0	0	0	0	0	30	13	17
Bachelor of Science (Hons) in Internet Computing (Part-time)	0	0	0	0	0	0	0	0	0	8	6	2	0	0	0	0	0	0	8	6	2
Bachelor of Science In Computing With Data Analytics	18	12	6	0	0	0	0	0	0	0	0	0	0	0	0	0	0	0	18	12	6

### 3.1.18 HIGHER EDUCATION ENROLMENTS ACCORDING TO EDUCATION LEVEL AND GENDER BY INSTITUTION, FACULTY, AND PROGRAMMES, 2017

#### 3.1.18.4 POLITEKNIK BRUNEI (PB)

Programme	Education Level																				
	Year 1			Year 2			Year 3			Year 4			Year 5			Year 6			Total		
	MF	M	F	MF	M	F	MF	M	F	MF	M	F	MF	M	F	MF	M	F	MF	M	F
<b>PB Total</b>	<b>674</b>	<b>308</b>	<b>366</b>	<b>703</b>	<b>326</b>	<b>377</b>	<b>742</b>	<b>339</b>	<b>403</b>	<b>0</b>	<b>0</b>	<b>0</b>	<b>0</b>	<b>0</b>	<b>0</b>	<b>0</b>	<b>0</b>	<b>0</b>	<b>2119</b>	<b>973</b>	<b>1146</b>
<b>Science and Engineering</b>	<b>254</b>	<b>138</b>	<b>116</b>	<b>287</b>	<b>151</b>	<b>136</b>	<b>293</b>	<b>135</b>	<b>158</b>	<b>0</b>	<b>0</b>	<b>0</b>	<b>0</b>	<b>0</b>	<b>0</b>	<b>0</b>	<b>0</b>	<b>0</b>	<b>834</b>	<b>424</b>	<b>410</b>
AD in Interior Design	0	0	0	0	0	0	0	0	0	0	0	0	0	0	0	0	0	0	0	0	0
AD in Well Engineering	0	0	0	0	0	0	0	0	0	0	0	0	0	0	0	0	0	0	0	0	0
Level 5 Diploma In Engineering (Electrical And Electronics Engineering)	41	27	14	46	33	13	60	39	21	0	0	0	0	0	0	0	0	0	147	99	48
Level 5 Diploma In Petroleum Engineering	18	6	12	29	11	18	35	13	22	0	0	0	0	0	0	0	0	0	82	30	52
Level 5 Diploma In Engineering (Civil Engineering)	49	26	23	37	21	16	36	16	20	0	0	0	0	0	0	0	0	0	122	63	59
Level 5 Diploma In Engineering (Mechanical Engineering)	38	26	12	64	44	20	50	25	25	0	0	0	0	0	0	0	0	0	152	95	57
Level 5 Diploma In Engineering (Communications & Systems Engineering)	21	11	10	23	16	7	25	11	14	0	0	0	0	0	0	0	0	0	69	38	31
Level 5 Diploma In Architecture	30	18	12	22	7	15	29	12	17	0	0	0	0	0	0	0	0	0	81	37	44
Level 5 Diploma In Interior Design	17	8	9	21	9	12	22	8	14	0	0	0	0	0	0	0	0	0	60	25	35
Level 5 Diploma In Science Technology	40	16	24	45	10	35	36	11	25	0	0	0	0	0	0	0	0	0	121	37	84
<b>Business</b>	<b>195</b>	<b>78</b>	<b>117</b>	<b>135</b>	<b>46</b>	<b>89</b>	<b>153</b>	<b>54</b>	<b>99</b>	<b>0</b>	<b>0</b>	<b>0</b>	<b>0</b>	<b>0</b>	<b>0</b>	<b>0</b>	<b>0</b>	<b>0</b>	<b>483</b>	<b>178</b>	<b>305</b>
AD in Business Accounting	0	0	0	0	0	0	0	0	0	0	0	0	0	0	0	0	0	0	0	0	0
AD in Business Marketing	0	0	0	0	0	0	0	0	0	0	0	0	0	0	0	0	0	0	0	0	0
AD in Business Finance	0	0	0	0	0	0	0	0	0	0	0	0	0	0	0	0	0	0	0	0	0
AD in Business Entrepreneurship	0	0	0	0	0	0	0	0	0	0	0	0	0	0	0	0	0	0	0	0	0
AD in Business Management	0	0	0	0	0	0	0	0	0	0	0	0	0	0	0	0	0	0	0	0	0
Level 5 Diploma In Business Studies (General)	35	17	18	25	8	17	15	8	7	0	0	0	0	0	0	0	0	0	75	33	42
Level 5 Diploma In Business Studies (Entrepreneurship)	20	11	9	13	3	10	13	7	6	0	0	0	0	0	0	0	0	0	46	21	25
Level 5 Diploma In Business Studies (Marketing)	26	13	13	19	3	16	21	11	10	0	0	0	0	0	0	0	0	0	66	27	39
Level 5 Diploma In Business Studies (Human Resource Management)	68	20	48	28	14	14	32	10	22	0	0	0	0	0	0	0	0	0	128	44	84
Level 5 Diploma In Business Accounting And Finance	46	17	29	50	18	32	72	18	54	0	0	0	0	0	0	0	0	0	168	53	115

### 3.1.18 HIGHER EDUCATION ENROLMENTS ACCORDING TO EDUCATION LEVEL AND GENDER BY INSTITUTION, FACULTY, AND PROGRAMMES, 2017

#### 3.1.18.4 POLITEKNIK BRUNEI (PB)

Programme	Education Level																				
	Year 1			Year 2			Year 3			Year 4			Year 5			Year 6			Total		
	MF	M	F	MF	M	F	MF	M	F	MF	M	F	MF	M	F	MF	M	F	MF	M	F
<b>Information and Communication Technology</b>	<b>115</b>	<b>61</b>	<b>54</b>	<b>167</b>	<b>95</b>	<b>72</b>	<b>186</b>	<b>121</b>	<b>65</b>	<b>0</b>	<b>0</b>	<b>0</b>	<b>0</b>	<b>0</b>	<b>0</b>	<b>0</b>	<b>0</b>	<b>0</b>	<b>468</b>	<b>277</b>	<b>191</b>
AD in Computer Network	0	0	0	0	0	0	0	0	0	0	0	0	0	0	0	0	0	0	0	0	0
AD in Web Computing	0	0	0	0	0	0	0	0	0	0	0	0	0	0	0	0	0	0	0	0	0
AD in Information System and Technology	0	0	0	0	0	0	0	0	0	0	0	0	0	0	0	0	0	0	0	0	0
AD in Digital Media	0	0	0	0	0	0	0	0	0	0	0	0	0	0	0	0	0	0	0	0	0
AD in Information Science	0	0	0	0	0	0	0	0	0	0	0	0	0	0	0	0	0	0	0	0	0
Level 5 Diploma In Science Technology	0	0	0	0	0	0	0	0	0	0	0	0	0	0	0	0	0	0	0	0	0
Level 5 Diploma In Information And Communication Technology (Network And Security)	32	20	12	45	29	16	75	54	21	0	0	0	0	0	0	0	0	0	152	103	49
Level 5 Diploma In Information And Communication Technology (Digital Media)	31	21	10	43	28	15	58	36	22	0	0	0	0	0	0	0	0	0	132	85	47
Level 5 Diploma In Information And Communication Technology (Web Development)	16	8	8	23	16	7	16	9	7	0	0	0	0	0	0	0	0	0	55	33	22
Level 5 Diploma In Information And Communication Technology (Library Informatics & Computing)	17	5	12	19	7	12	13	4	9	0	0	0	0	0	0	0	0	0	49	16	33
Level 5 Diploma In Information And Communication Technology (Information Systems)	19	7	12	37	15	22	24	18	6	0	0	0	0	0	0	0	0	0	80	40	40
<b>Health</b>	<b>110</b>	<b>31</b>	<b>79</b>	<b>114</b>	<b>34</b>	<b>80</b>	<b>110</b>	<b>29</b>	<b>81</b>	<b>0</b>	<b>0</b>	<b>0</b>	<b>0</b>	<b>0</b>	<b>0</b>	<b>0</b>	<b>0</b>	<b>0</b>	<b>334</b>	<b>94</b>	<b>240</b>
Level 4 Diploma In Health Science (Midwifery)	26	0	26	17	0	17	12	0	12	0	0	0	0	0	0	0	0	0	55	0	55
Level 4 Diploma In Health Science (Nursing)	67	17	50	73	13	60	76	18	58	0	0	0	0	0	0	0	0	0	216	48	168
Level 4 Diploma In Health Science (Paramedic)	17	14	3	24	21	3	22	11	11	0	0	0	0	0	0	0	0	0	63	46	17

**3.1.19 VOCATIONAL TECHNICAL AND HIGHER EDUCATION INSTRUCTORS/LECTURERS ACCORDING TO CITIZENSHIP AND GENDER BY ACADEMIC QUALIFICATION, TERMS OF SERVICE, AGE GROUP AND YEARS OF SERVICE, 2017**

Categories	Instructors/Lecturers																	
	Vocational Technical									Higher Education								
	Citizen			Non Citizen			Total			Citizen			Non Citizen			Total		
	MF	M	F	MF	M	F	MF	M	F	MF	M	F	MF	M	F	MF	M	F
<b>Academic Qualification</b>	<b>406</b>	<b>172</b>	<b>234</b>	<b>41</b>	<b>30</b>	<b>11</b>	<b>447</b>	<b>202</b>	<b>245</b>	<b>488</b>	<b>186</b>	<b>302</b>	<b>218</b>	<b>193</b>	<b>25</b>	<b>706</b>	<b>379</b>	<b>327</b>
Ph.D.	2	0	2	2	2	0	4	2	2	175	62	113	197	183	14	372	245	127
Master's Degree	84	34	50	15	11	4	99	45	54	223	85	138	18	8	10	241	93	148
Post Graduate Diploma	8	3	5	0	0	0	8	3	5	0	0	0	0	0	0	0	0	0
Bachelor's Degree	194	81	113	19	12	7	213	93	120	90	39	51	3	2	1	93	41	52
HND, AD, Level 5 Diploma or Equivalent	103	44	59	1	1	0	104	45	59	0	0	0	0	0	0	0	0	0
HNC	1	1	0	0	0	0	1	1	0	0	0	0	0	0	0	0	0	0
BDTVEC ND, Diploma, HNTec, BTEC Level 3 Diploma or Equivalent	7	4	3	2	2	0	9	6	3	0	0	0	0	0	0	0	0	0
NTec, Skill Certificates or Equivalent	1	1	0	2	2	0	3	3	0	0	0	0	0	0	0	0	0	0
City & Guilds, ONC	1	1	0	0	0	0	1	1	0	0	0	0	0	0	0	0	0	0
BCGCE 'A' Level, STPU, SPS, STP	3	2	1	0	0	0	3	2	1	0	0	0	0	0	0	0	0	0
BCGCE 'O' Level, SPU, SPS	2	1	1	0	0	0	2	1	1	0	0	0	0	0	0	0	0	0
Below BCGCE 'O' Level	0	0	0	0	0	0	0	0	0	0	0	0	0	0	0	0	0	0
Others	0	0	0	0	0	0	0	0	0	0	0	0	0	0	0	0	0	0
<b>Trained and Untrained</b>	<b>406</b>	<b>172</b>	<b>234</b>	<b>41</b>	<b>30</b>	<b>11</b>	<b>447</b>	<b>202</b>	<b>245</b>	<b>488</b>	<b>186</b>	<b>302</b>	<b>218</b>	<b>193</b>	<b>25</b>	<b>706</b>	<b>379</b>	<b>327</b>
Trained Teachers	281	105	176	27	20	7	308	125	183	338	119	219	127	108	19	465	227	238
Untrained Teachers	125	67	58	14	10	4	139	77	62	150	67	83	91	85	6	241	152	89
<b>Terms of Service</b>	<b>406</b>	<b>172</b>	<b>234</b>	<b>41</b>	<b>30</b>	<b>11</b>	<b>447</b>	<b>202</b>	<b>245</b>	<b>488</b>	<b>186</b>	<b>302</b>	<b>218</b>	<b>193</b>	<b>25</b>	<b>706</b>	<b>379</b>	<b>327</b>
<b>Permanent:</b>																		
Pension	10	10	0	0	0	0	10	10	0	16	9	7	0	0	0	16	9	7
TAP	291	106	185	0	0	0	291	106	185	404	149	255	1	0	1	405	149	256
Month to Month	9	7	2	2	0	2	11	7	4	3	1	2	1	1	0	4	2	2
Probation	37	22	15	0	0	0	37	22	15	13	4	9	0	0	0	13	4	9
Daily Paid	59	27	32	2	0	2	61	27	34	42	18	24	5	3	2	47	21	26
Contract	0	0	0	37	30	7	37	30	7	10	5	5	211	189	22	221	194	27
CFBT	0	0	0	0	0	0	0	0	0	0	0	0	0	0	0	0	0	0
<b>Age Group</b>	<b>406</b>	<b>172</b>	<b>234</b>	<b>41</b>	<b>30</b>	<b>11</b>	<b>447</b>	<b>202</b>	<b>245</b>	<b>468</b>	<b>174</b>	<b>294</b>	<b>249</b>	<b>224</b>	<b>25</b>	<b>717</b>	<b>398</b>	<b>319</b>
<20	0	0	0	0	0	0	0	0	0	0	0	0	0	0	0	0	0	0
20 - 24	13	8	5	0	0	0	13	8	5	20	9	11	1	0	1	21	9	12
25 - 29	96	44	52	0	0	0	96	44	52	116	43	73	6	5	1	122	48	74
30 - 34	122	51	71	0	0	0	122	51	71	106	37	69	24	19	5	130	56	74
35 - 39	55	17	38	4	3	1	59	20	39	97	39	58	44	36	8	141	75	66
40 - 44	61	27	34	3	3	0	64	30	34	57	17	40	33	28	5	90	45	45
45 - 49	30	12	18	7	3	4	37	15	22	37	17	20	37	35	2	74	52	22
50 - 54	19	9	10	4	2	2	23	11	12	14	4	10	34	33	1	48	37	11
55 - 59	10	4	6	15	14	1	25	18	7	14	4	10	34	33	1	48	37	11
60 and Above	0	0	0	8	5	3	8	5	3	7	4	3	36	35	1	43	39	4
<b>Service (Years)</b>	<b>406</b>	<b>172</b>	<b>234</b>	<b>41</b>	<b>30</b>	<b>11</b>	<b>447</b>	<b>202</b>	<b>245</b>	<b>488</b>	<b>186</b>	<b>302</b>	<b>218</b>	<b>193</b>	<b>25</b>	<b>706</b>	<b>379</b>	<b>327</b>
Below 1	21	12	9	0	0	0	21	12	9	39	16	23	31	28	3	70	44	26
1 - 2	47	22	25	2	2	0	49	24	25	55	23	32	78	67	11	133	90	43
3 - 5	100	54	46	2	0	2	102	54	48	87	38	49	50	41	9	137	79	58
6 - 10	110	35	75	9	6	3	119	41	78	115	29	86	35	33	2	150	62	88
11 - 15	51	16	35	4	4	0	55	20	35	87	30	57	11	11	0	98	41	57
16 - 20	49	22	27	11	6	5	60	28	32	52	24	28	8	8	0	60	32	28
21 - 25	11	6	5	12	11	1	23	17	6	37	17	20	3	3	0	40	20	20
26 and Above	17	5	12	1	1	0	18	6	12	16	9	7	2	2	0	18	11	7

### 3.1.20 VOCATIONAL TECHNICAL INSTRUCTORS ACCORDING TO CITIZENSHIP AND GENDER BY ACADEMIC QUALIFICATION, TERMS OF SERVICE, AGE GROUP, YEARS OF SERVICE, AND INSTITUTION, 2017

#### 3.1.20.1 IBTE SULTAN SAIFUL RIJAL CAMPUS

Categories	Instructors								
	Citizen			Non Citizen			Total		
	MF	M	F	MF	M	F	MF	M	F
<b>Academic Qualification</b>	<b>85</b>	<b>35</b>	<b>50</b>	<b>9</b>	<b>5</b>	<b>4</b>	<b>94</b>	<b>40</b>	<b>54</b>
Ph.D.	0	0	0	0	0	0	0	0	0
Master's Degree	10	4	6	7	5	2	17	9	8
Post Graduate Diploma	0	0	0	0	0	0	0	0	0
Bachelor's Degree	41	15	26	2	0	2	43	15	28
HND, AD, Level 5 Diploma or Equivalent	32	14	18	0	0	0	32	14	18
HNC	0	0	0	0	0	0	0	0	0
BDTVEC ND, Diploma, HNTec, BTEC	0	0	0	0	0	0	0	0	0
Level 3 Diploma or Equivalent	0	0	0	0	0	0	0	0	0
NTec, Skill Certificates or Equivalent	1	1	0	0	0	0	1	1	0
City & Guilds, ONC	1	1	0	0	0	0	1	1	0
BCGCE 'A' Level, STPU, SPS, STP	0	0	0	0	0	0	0	0	0
BCGCE 'O' Level, SPU, SPS	0	0	0	0	0	0	0	0	0
Below BCGCE 'O' Level	0	0	0	0	0	0	0	0	0
Others	0	0	0	0	0	0	0	0	0
<b>Trained and Untrained</b>	<b>85</b>	<b>35</b>	<b>50</b>	<b>9</b>	<b>5</b>	<b>4</b>	<b>94</b>	<b>40</b>	<b>54</b>
Trained Teachers	45	18	27	5	3	2	50	21	29
Untrained Teachers	40	17	23	4	2	2	44	19	25
<b>Terms of Service</b>	<b>85</b>	<b>35</b>	<b>50</b>	<b>9</b>	<b>5</b>	<b>4</b>	<b>94</b>	<b>40</b>	<b>54</b>
<b>Permanent:</b>									
Pension	3	3	0	0	0	0	3	3	0
TAP	56	18	38	0	0	0	56	18	38
Month to Month	5	4	1	1	0	1	6	4	2
Probation	8	4	4	0	0	0	8	4	4
Daily Paid	13	6	7	1	0	1	14	6	8
Contract	0	0	0	7	5	2	7	5	2
CFBT	0	0	0	0	0	0	0	0	0
<b>Age Group</b>	<b>85</b>	<b>35</b>	<b>50</b>	<b>9</b>	<b>5</b>	<b>4</b>	<b>94</b>	<b>40</b>	<b>54</b>
<20	0	0	0	0	0	0	0	0	0
20 - 24	2	2	0	0	0	0	2	2	0
25 - 29	14	4	10	0	0	0	14	4	10
30 - 34	25	11	14	0	0	0	25	11	14
35 - 39	12	4	8	0	0	0	12	4	8
40 - 44	14	7	7	0	0	0	14	7	7
45 - 49	9	4	5	2	0	2	11	4	7
50 - 54	8	3	5	3	1	2	11	4	7
55 - 59	1	0	1	2	2	0	3	2	1
60 and Above	0	0	0	2	2	0	2	2	0
<b>Service (Years)</b>	<b>85</b>	<b>35</b>	<b>50</b>	<b>9</b>	<b>5</b>	<b>4</b>	<b>94</b>	<b>40</b>	<b>54</b>
Below 1	8	5	3	0	0	0	8	5	3
1 - 2	10	5	5	0	0	0	10	5	5
3 - 5	9	5	4	1	0	1	10	5	5
6 - 10	25	8	17	2	0	2	27	8	19
11 - 15	11	5	6	0	0	0	11	5	6
16 - 20	9	3	6	4	3	1	13	6	7
21 - 25	6	3	3	2	2	0	8	5	3
26 and Above	7	1	6	0	0	0	7	1	6

**3.1.20 VOCATIONAL TECHNICAL INSTRUCTORS ACCORDING TO CITIZENSHIP AND GENDER BY ACADEMIC QUALIFICATION, TERMS OF SERVICE, AGE GROUP, YEARS OF SERVICE, AND INSTITUTION, 2017**

**3.1.20.2 IBTE MECHANICAL CAMPUS**

Categories	Instructors								
	Citizen			Non Citizen			Total		
	MF	M	F	MF	M	F	MF	M	F
<b>Academic Qualification</b>	<b>58</b>	<b>31</b>	<b>27</b>	<b>2</b>	<b>2</b>	<b>0</b>	<b>60</b>	<b>33</b>	<b>27</b>
Ph.D.	1	0	1	0	0	0	1	0	1
Master's Degree	10	2	8	0	0	0	10	2	8
Post Graduate Diploma	1	1	0	0	0	0	1	1	0
Bachelor's Degree	30	21	9	0	0	0	30	21	9
HND, AD, Level 5 Diploma or Equivalent	16	7	9	1	1	0	17	8	9
HNC	0	0	0	0	0	0	0	0	0
BDTVEC ND, Diploma, HNTec, BTEC	0	0	0	1	1	0	1	1	0
Level 3 Diploma or Equivalent	0	0	0	0	0	0	0	0	0
NTec, Skill Certificates or Equivalent	0	0	0	0	0	0	0	0	0
City & Guilds, ONC	0	0	0	0	0	0	0	0	0
BCGCE 'A' Level, STPU, SPS, STP	0	0	0	0	0	0	0	0	0
BCGCE 'O' Level, SPU, SPS	0	0	0	0	0	0	0	0	0
Below BCGCE 'O' Level	0	0	0	0	0	0	0	0	0
Others	0	0	0	0	0	0	0	0	0
<b>Trained and Untrained</b>	<b>58</b>	<b>31</b>	<b>27</b>	<b>2</b>	<b>2</b>	<b>0</b>	<b>60</b>	<b>33</b>	<b>27</b>
Trained Teachers	44	19	25	2	2	0	46	21	25
Untrained Teachers	14	12	2	0	0	0	14	12	2
<b>Terms of Service</b>	<b>58</b>	<b>31</b>	<b>27</b>	<b>2</b>	<b>2</b>	<b>0</b>	<b>60</b>	<b>33</b>	<b>27</b>
<b>Permanent:</b>									
Pension	2	2	0	0	0	0	2	2	0
TAP	39	15	24	0	0	0	39	15	24
Month to Month	2	2	0	0	0	0	2	2	0
Probation	7	7	0	0	0	0	7	7	0
Daily Paid	8	5	3	0	0	0	8	5	3
Contract	0	0	0	2	2	0	2	2	0
CFBT	0	0	0	0	0	0	0	0	0
<b>Age Group</b>	<b>58</b>	<b>31</b>	<b>27</b>	<b>2</b>	<b>2</b>	<b>0</b>	<b>60</b>	<b>33</b>	<b>27</b>
<20	0	0	0	0	0	0	0	0	0
20 - 24	1	1	0	0	0	0	1	1	0
25 - 29	16	11	5	0	0	0	16	11	5
30 - 34	17	6	11	0	0	0	17	6	11
35 - 39	8	3	5	0	0	0	8	3	5
40 - 44	11	6	5	0	0	0	11	6	5
45 - 49	2	1	1	0	0	0	2	1	1
50 - 54	0	0	0	0	0	0	0	0	0
55 - 59	3	3	0	2	2	0	5	5	0
60 and Above	0	0	0	0	0	0	0	0	0
<b>Service (Years)</b>	<b>58</b>	<b>31</b>	<b>27</b>	<b>2</b>	<b>2</b>	<b>0</b>	<b>60</b>	<b>33</b>	<b>27</b>
Below 1	1	1	0	0	0	0	1	1	0
1 - 2	6	4	2	0	0	0	6	4	2
3 - 5	19	12	7	0	0	0	19	12	7
6 - 10	15	5	10	0	0	0	15	5	10
11 - 15	5	2	3	0	0	0	5	2	3
16 - 20	11	6	5	1	1	0	12	7	5
21 - 25	1	1	0	1	1	0	2	2	0
26 and Above	0	0	0	0	0	0	0	0	0

**3.1.20 VOCATIONAL TECHNICAL INSTRUCTORS ACCORDING TO CITIZENSHIP AND GENDER BY ACADEMIC QUALIFICATION, TERMS OF SERVICE, AGE GROUP, YEARS OF SERVICE, AND INSTITUTION, 2017**

**3.1.20.3 IBTE BUSINESS CAMPUS**

Categories	Instructors								
	Citizen			Non Citizen			Total		
	MF	M	F	MF	M	F	MF	M	F
<b>Academic Qualification</b>	<b>55</b>	<b>14</b>	<b>41</b>	<b>5</b>	<b>3</b>	<b>2</b>	<b>60</b>	<b>17</b>	<b>43</b>
Ph.D.	0	0	0	0	0	0	0	0	0
Master's Degree	17	5	12	2	2	0	19	7	12
Post Graduate Diploma	6	1	5	0	0	0	6	1	5
Bachelor's Degree	25	6	19	3	1	2	28	7	21
HND, AD, Level 5 Diploma or Equivalent	6	2	4	0	0	0	6	2	4
HNC	0	0	0	0	0	0	0	0	0
BDTVEC ND, Diploma, HNTec, BTEC	0	0	0	0	0	0	0	0	0
Level 3 Diploma or Equivalent	0	0	0	0	0	0	0	0	0
NTec, Skill Certificates or Equivalent	0	0	0	0	0	0	0	0	0
City & Guilds, ONC	0	0	0	0	0	0	0	0	0
BCGCE 'A' Level, STPU, SPS, STP	0	0	0	0	0	0	0	0	0
BCGCE 'O' Level, SPU, SPS	1	0	1	0	0	0	1	0	1
Below BCGCE 'O' Level	0	0	0	0	0	0	0	0	0
Others	0	0	0	0	0	0	0	0	0
<b>Trained and Untrained</b>	<b>55</b>	<b>14</b>	<b>41</b>	<b>5</b>	<b>3</b>	<b>2</b>	<b>60</b>	<b>17</b>	<b>43</b>
Trained Teachers	40	9	31	5	3	2	45	12	33
Untrained Teachers	15	5	10	0	0	0	15	5	10
<b>Terms of Service</b>	<b>55</b>	<b>14</b>	<b>41</b>	<b>5</b>	<b>3</b>	<b>2</b>	<b>60</b>	<b>17</b>	<b>43</b>
<b>Permanent:</b>									
Pension	0	0	0	0	0	0	0	0	0
TAP	46	12	34	0	0	0	46	12	34
Month to Month	1	0	1	0	0	0	1	0	1
Probation	2	1	1	0	0	0	2	1	1
Daily Paid	6	1	5	1	0	1	7	1	6
Contract	0	0	0	4	3	1	4	3	1
CFBT	0	0	0	0	0	0	0	0	0
<b>Age Group</b>	<b>55</b>	<b>14</b>	<b>41</b>	<b>5</b>	<b>3</b>	<b>2</b>	<b>60</b>	<b>17</b>	<b>43</b>
<20	0	0	0	0	0	0	0	0	0
20 - 24	3	1	2	0	0	0	3	1	2
25 - 29	7	2	5	0	0	0	7	2	5
30 - 34	23	9	14	0	0	0	23	9	14
35 - 39	7	1	6	0	0	0	7	1	6
40 - 44	7	0	7	1	1	0	8	1	7
45 - 49	6	1	5	2	1	1	8	2	6
50 - 54	0	0	0	0	0	0	0	0	0
55 - 59	2	0	2	1	1	0	3	1	2
60 and Above	0	0	0	1	0	1	1	0	1
<b>Service (Years)</b>	<b>55</b>	<b>14</b>	<b>41</b>	<b>5</b>	<b>3</b>	<b>2</b>	<b>60</b>	<b>17</b>	<b>43</b>
Below 1	6	3	3	0	0	0	6	3	3
1 - 2	2	0	2	0	0	0	2	0	2
3 - 5	13	3	10	0	0	0	13	3	10
6 - 10	22	6	16	0	0	0	22	6	16
11 - 15	7	1	6	2	2	0	9	3	6
16 - 20	4	0	4	2	1	1	6	1	5
21 - 25	1	1	0	1	0	1	2	1	1
26 and Above	0	0	0	0	0	0	0	0	0

### 3.1.20 VOCATIONAL TECHNICAL INSTRUCTORS ACCORDING TO CITIZENSHIP AND GENDER BY ACADEMIC QUALIFICATION, TERMS OF SERVICE, AGE GROUP, YEARS OF SERVICE, AND INSTITUTION, 2017

#### 3.1.20.4 IBTE NAKHODA RAGAM CAMPUS

Categories	Instructors								
	Citizen			Non Citizen			Total		
	MF	M	F	MF	M	F	MF	M	F
<b>Academic Qualification</b>	<b>77</b>	<b>34</b>	<b>43</b>	<b>2</b>	<b>0</b>	<b>2</b>	<b>79</b>	<b>34</b>	<b>45</b>
Ph.D.	0	0	0	0	0	0	0	0	0
Master's Degree	19	9	10	1	0	1	20	9	11
Post Graduate Diploma	0	0	0	0	0	0	0	0	0
Bachelor's Degree	27	13	14	1	0	1	28	13	15
HND, AD, Level 5 Diploma or Equivalent	28	11	17	0	0	0	28	11	17
HNC	0	0	0	0	0	0	0	0	0
BDTVEC ND, Diploma, HNTec, BTEC	3	1	2	0	0	0	3	1	2
Level 3 Diploma or Equivalent	0	0	0	0	0	0	0	0	0
NTec, Skill Certificates or Equivalent	0	0	0	0	0	0	0	0	0
City & Guilds, ONC	0	0	0	0	0	0	0	0	0
BCGCE 'A' Level, STPU, SPS, STP	0	0	0	0	0	0	0	0	0
BCGCE 'O' Level, SPU, SPS	0	0	0	0	0	0	0	0	0
Below BCGCE 'O' Level	0	0	0	0	0	0	0	0	0
Others	0	0	0	0	0	0	0	0	0
<b>Trained and Untrained</b>	<b>77</b>	<b>34</b>	<b>43</b>	<b>2</b>	<b>0</b>	<b>2</b>	<b>79</b>	<b>34</b>	<b>45</b>
Trained Teachers	50	18	32	1	0	1	51	18	33
Untrained Teachers	27	16	11	1	0	1	28	16	12
<b>Terms of Service</b>	<b>77</b>	<b>34</b>	<b>43</b>	<b>2</b>	<b>0</b>	<b>2</b>	<b>79</b>	<b>34</b>	<b>45</b>
<b>Permanent:</b>									
Pension	3	3	0	0	0	0	3	3	0
TAP	38	12	26	0	0	0	38	12	26
Month to Month	1	1	0	1	0	1	2	1	1
Probation	19	9	10	0	0	0	19	9	10
Daily Paid	16	9	7	0	0	0	16	9	7
Contract	0	0	0	1	0	1	1	0	1
CFBT	0	0	0	0	0	0	0	0	0
<b>Age Group</b>	<b>77</b>	<b>34</b>	<b>43</b>	<b>2</b>	<b>0</b>	<b>2</b>	<b>79</b>	<b>34</b>	<b>45</b>
<20	0	0	0	0	0	0	0	0	0
20 - 24	4	3	1	0	0	0	4	3	1
25 - 29	21	8	13	0	0	0	21	8	13
30 - 34	18	9	9	0	0	0	18	9	9
35 - 39	9	2	7	1	0	1	10	2	8
40 - 44	11	6	5	0	0	0	11	6	5
45 - 49	4	1	3	0	0	0	4	1	3
50 - 54	6	4	2	0	0	0	6	4	2
55 - 59	4	1	3	0	0	0	4	1	3
60 and Above	0	0	0	1	0	1	1	0	1
<b>Service (Years)</b>	<b>77</b>	<b>34</b>	<b>43</b>	<b>2</b>	<b>0</b>	<b>2</b>	<b>79</b>	<b>34</b>	<b>45</b>
Below 1	2	2	0	0	0	0	2	2	0
1 - 2	17	8	9	0	0	0	17	8	9
3 - 5	17	8	9	0	0	0	17	8	9
6 - 10	14	5	9	1	0	1	15	5	10
11 - 15	7	1	6	0	0	0	7	1	6
16 - 20	11	7	4	1	0	1	12	7	5
21 - 25	2	1	1	0	0	0	2	1	1
26 and Above	7	2	5	0	0	0	7	2	5



### 3.1.20 VOCATIONAL TECHNICAL INSTRUCTORS ACCORDING TO CITIZENSHIP AND GENDER BY ACADEMIC QUALIFICATION, TERMS OF SERVICE, AGE GROUP, YEARS OF SERVICE, AND INSTITUTION, 2017

#### 3.1.20.5 IBTE AGRO-TECHNOLOGY CAMPUS

Categories	Instructors								
	Citizen			Non Citizen			Total		
	MF	M	F	MF	M	F	MF	M	F
<b>Academic Qualification</b>	<b>47</b>	<b>20</b>	<b>27</b>	<b>7</b>	<b>7</b>	<b>0</b>	<b>54</b>	<b>27</b>	<b>27</b>
Ph.D.	1	0	1	2	2	0	3	2	1
Master's Degree	10	3	7	2	2	0	12	5	7
Post Graduate Diploma	0	0	0	0	0	0	0	0	0
Bachelor's Degree	31	15	16	3	3	0	34	18	16
HND, AD, Level 5 Diploma or Equivalent	3	1	2	0	0	0	3	1	2
HNC	0	0	0	0	0	0	0	0	0
BDTVEC ND, Diploma, HNTec, BTEC	0	0	0	0	0	0	0	0	0
Level 3 Diploma or Equivalent	0	0	0	0	0	0	0	0	0
NTec, Skill Certificates or Equivalent	0	0	0	0	0	0	0	0	0
City & Guilds, ONC	0	0	0	0	0	0	0	0	0
BCGCE 'A' Level, STPU, SPS, STP	1	0	1	0	0	0	1	0	1
BCGCE 'O' Level, SPU, SPS	1	1	0	0	0	0	1	1	0
Below BCGCE 'O' Level	0	0	0	0	0	0	0	0	0
Others	0	0	0	0	0	0	0	0	0
<b>Trained and Untrained</b>	<b>47</b>	<b>20</b>	<b>27</b>	<b>7</b>	<b>7</b>	<b>0</b>	<b>54</b>	<b>27</b>	<b>27</b>
Trained Teachers	36	14	22	2	2	0	38	16	22
Untrained Teachers	11	6	5	5	5	0	16	11	5
<b>Terms of Service</b>	<b>47</b>	<b>20</b>	<b>27</b>	<b>7</b>	<b>7</b>	<b>0</b>	<b>54</b>	<b>27</b>	<b>27</b>
<b>Permanent:</b>									
Pension	0	0	0	0	0	0	0	0	0
TAP	42	19	23	0	0	0	42	19	23
Month to Month	0	0	0	0	0	0	0	0	0
Probation	0	0	0	0	0	0	0	0	0
Daily Paid	5	1	4	0	0	0	5	1	4
Contract	0	0	0	7	7	0	7	7	0
CFBT	0	0	0	0	0	0	0	0	0
<b>Age Group</b>	<b>47</b>	<b>20</b>	<b>27</b>	<b>7</b>	<b>7</b>	<b>0</b>	<b>54</b>	<b>27</b>	<b>27</b>
<20	0	0	0	0	0	0	0	0	0
20 - 24	3	1	2	0	0	0	3	1	2
25 - 29	16	8	8	0	0	0	16	8	8
30 - 34	12	5	7	0	0	0	12	5	7
35 - 39	4	1	3	1	1	0	5	2	3
40 - 44	5	3	2	2	2	0	7	5	2
45 - 49	5	2	3	2	2	0	7	4	3
50 - 54	2	0	2	0	0	0	2	0	2
55 - 59	0	0	0	2	2	0	2	2	0
60 and Above	0	0	0	0	0	0	0	0	0
<b>Service (Years)</b>	<b>47</b>	<b>20</b>	<b>27</b>	<b>7</b>	<b>7</b>	<b>0</b>	<b>54</b>	<b>27</b>	<b>27</b>
Below 1	3	0	3	0	0	0	3	0	3
1 - 2	3	0	3	0	0	0	3	0	3
3 - 5	19	13	6	0	0	0	19	13	6
6 - 10	11	4	7	6	6	0	17	10	7
11 - 15	5	1	4	0	0	0	5	1	4
16 - 20	4	1	3	0	0	0	4	1	3
21 - 25	0	0	0	1	1	0	1	1	0
26 and Above	2	1	1	0	0	0	2	1	1

### 3.1.20 VOCATIONAL TECHNICAL INSTRUCTORS ACCORDING TO CITIZENSHIP AND GENDER BY ACADEMIC QUALIFICATION, TERMS OF SERVICE, AGE GROUP, YEARS OF SERVICE, AND INSTITUTION, 2017

#### 3.1.20.6 IBTE JEFRI BOLKIAH CAMPUS

Categories	Instructors								
	Citizen			Non Citizen			Total		
	MF	M	F	MF	M	F	MF	M	F
<b>Academic Qualification</b>	<b>48</b>	<b>23</b>	<b>25</b>	<b>11</b>	<b>9</b>	<b>2</b>	<b>59</b>	<b>32</b>	<b>27</b>
Ph.D.	0	0	0	0	0	0	0	0	0
Master's Degree	17	10	7	3	2	1	20	12	8
Post Graduate Diploma	0	0	0	0	0	0	0	0	0
Bachelor's Degree	17	6	11	6	5	1	23	11	12
HND, AD, Level 5 Diploma or Equivalent	13	6	7	0	0	0	13	6	7
HNC	1	1	0	0	0	0	1	1	0
BDTVEC ND, Diploma, HNTec, BTEC	0	0	0	0	0	0	0	0	0
Level 3 Diploma or Equivalent	0	0	0	2	2	0	2	2	0
NTec, Skill Certificates or Equivalent	0	0	0	0	0	0	0	0	0
City & Guilds, ONC	0	0	0	0	0	0	0	0	0
BCGCE 'A' Level, STPU, SPS, STP	0	0	0	0	0	0	0	0	0
BCGCE 'O' Level, SPU, SPS	0	0	0	0	0	0	0	0	0
Below BCGCE 'O' Level	0	0	0	0	0	0	0	0	0
Others	0	0	0	0	0	0	0	0	0
<b>Trained and Untrained</b>	<b>48</b>	<b>23</b>	<b>25</b>	<b>11</b>	<b>9</b>	<b>2</b>	<b>59</b>	<b>32</b>	<b>27</b>
Trained Teachers	38	16	22	7	6	1	45	22	23
Untrained Teachers	10	7	3	4	3	1	14	10	4
<b>Terms of Service</b>	<b>48</b>	<b>23</b>	<b>25</b>	<b>11</b>	<b>9</b>	<b>2</b>	<b>59</b>	<b>32</b>	<b>27</b>
<b>Permanent:</b>									
Pension	1	1	0	0	0	0	1	1	0
TAP	41	17	24	0	0	0	41	17	24
Month to Month	0	0	0	0	0	0	0	0	0
Probation	1	1	0	0	0	0	1	1	0
Daily Paid	5	4	1	0	0	0	5	4	1
Contract	0	0	0	11	9	2	11	9	2
CFBT	0	0	0	0	0	0	0	0	0
<b>Age Group</b>	<b>48</b>	<b>23</b>	<b>25</b>	<b>11</b>	<b>9</b>	<b>2</b>	<b>59</b>	<b>32</b>	<b>27</b>
<20	0	0	0	0	0	0	0	0	0
20 - 24	0	0	0	0	0	0	0	0	0
25 - 29	11	8	3	0	0	0	11	8	3
30 - 34	17	8	9	0	0	0	17	8	9
35 - 39	9	3	6	2	2	0	11	5	6
40 - 44	7	1	6	0	0	0	7	1	6
45 - 49	2	2	0	1	0	1	3	2	1
50 - 54	2	1	1	0	0	0	2	1	1
55 - 59	0	0	0	4	4	0	4	4	0
60 and Above	0	0	0	4	3	1	4	3	1
<b>Service (Years)</b>	<b>48</b>	<b>23</b>	<b>25</b>	<b>11</b>	<b>9</b>	<b>2</b>	<b>59</b>	<b>32</b>	<b>27</b>
Below 1	1	1	0	0	0	0	1	1	0
1 - 2	5	5	0	2	2	0	7	7	0
3 - 5	12	7	5	1	0	1	13	7	6
6 - 10	13	5	8	0	0	0	13	5	8
11 - 15	10	2	8	1	1	0	11	3	8
16 - 20	6	2	4	1	0	1	7	2	5
21 - 25	0	0	0	5	5	0	5	5	0
26 and Above	1	1	0	1	1	0	2	2	0

**3.1.20 VOCATIONAL TECHNICAL INSTRUCTORS ACCORDING TO CITIZENSHIP AND GENDER BY ACADEMIC QUALIFICATION, TERMS OF SERVICE, AGE GROUP, YEARS OF SERVICE, AND INSTITUTION, 2017**

**3.1.20.7 IBTE SULTAN BOLKIAH CAMPUS**

Categories	Instructors								
	Citizen			Non Citizen			Total		
	MF	M	F	MF	M	F	MF	M	F
<b>Academic Qualification</b>	<b>36</b>	<b>15</b>	<b>21</b>	<b>5</b>	<b>4</b>	<b>1</b>	<b>41</b>	<b>19</b>	<b>22</b>
Ph.D.	0	0	0	0	0	0	0	0	0
Master's Degree	1	1	0	0	0	0	1	1	0
Post Graduate Diploma	1	1	0	0	0	0	1	1	0
Bachelor's Degree	23	5	18	4	3	1	27	8	19
HND, AD, Level 5 Diploma or Equivalent	5	3	2	0	0	0	5	3	2
HNC	0	0	0	0	0	0	0	0	0
BDTVEC ND, Diploma, HNTec, BTEC	4	3	1	1	1	0	5	4	1
Level 3 Diploma or Equivalent	0	0	0	0	0	0	0	0	0
NTec, Skill Certificates or Equivalent	0	0	0	0	0	0	0	0	0
City & Guilds, ONC	0	0	0	0	0	0	0	0	0
BCGCE 'A' Level, STPU, SPS, STP	2	2	0	0	0	0	2	2	0
BCGCE 'O' Level, SPU, SPS	0	0	0	0	0	0	0	0	0
Below BCGCE 'O' Level	0	0	0	0	0	0	0	0	0
Others	0	0	0	0	0	0	0	0	0
<b>Trained and Untrained</b>	<b>36</b>	<b>15</b>	<b>21</b>	<b>5</b>	<b>4</b>	<b>1</b>	<b>41</b>	<b>19</b>	<b>22</b>
Trained Teachers	28	11	17	5	4	1	33	15	18
Untrained Teachers	8	4	4	0	0	0	8	4	4
<b>Terms of Service</b>	<b>36</b>	<b>15</b>	<b>21</b>	<b>5</b>	<b>4</b>	<b>1</b>	<b>41</b>	<b>19</b>	<b>22</b>
<b>Permanent:</b>									
Pension	1	1	0	0	0	0	1	1	0
TAP	29	13	16	0	0	0	29	13	16
Month to Month	0	0	0	0	0	0	0	0	0
Probation	0	0	0	0	0	0	0	0	0
Daily Paid	6	1	5	0	0	0	6	1	5
Contract	0	0	0	5	4	1	5	4	1
CFBT	0	0	0	0	0	0	0	0	0
<b>Age Group</b>	<b>36</b>	<b>15</b>	<b>21</b>	<b>5</b>	<b>4</b>	<b>1</b>	<b>41</b>	<b>19</b>	<b>22</b>
<20	0	0	0	0	0	0	0	0	0
20 - 24	0	0	0	0	0	0	0	0	0
25 - 29	11	3	8	0	0	0	11	3	8
30 - 34	10	3	7	0	0	0	10	3	7
35 - 39	6	3	3	0	0	0	6	3	3
40 - 44	6	4	2	0	0	0	6	4	2
45 - 49	2	1	1	0	0	0	2	1	1
50 - 54	1	1	0	1	1	0	2	2	0
55 - 59	0	0	0	4	3	1	4	3	1
60 and Above	0	0	0	0	0	0	0	0	0
<b>Service (Years)</b>	<b>36</b>	<b>15</b>	<b>21</b>	<b>5</b>	<b>4</b>	<b>1</b>	<b>41</b>	<b>19</b>	<b>22</b>
Below 1	0	0	0	0	0	0	0	0	0
1 - 2	4	0	4	0	0	0	4	0	4
3 - 5	11	6	5	0	0	0	11	6	5
6 - 10	10	2	8	0	0	0	10	2	8
11 - 15	6	4	2	1	1	0	7	5	2
16 - 20	4	3	1	2	1	1	6	4	2
21 - 25	1	0	1	2	2	0	3	2	1
26 and Above	0	0	0	0	0	0	0	0	0

**3.1.21 HIGHER EDUCATION LECTURERS ACCORDING TO CITIZENSHIP AND GENDER BY ACADEMIC QUALIFICATION, TERMS OF SERVICE, AGE GROUP, YEARS OF SERVICE, AND INSTITUTION, 2017**
**3.1.21.1 UNIVERSITI BRUNEI DARUSSALAM (UBD)**

Categories	Lecturers / Instructors								
	Citizen			Non Citizen			Total		
	MF	M	F	MF	M	F	MF	M	F
<b>Academic Qualification</b>	<b>242</b>	<b>75</b>	<b>167</b>	<b>118</b>	<b>100</b>	<b>18</b>	<b>360</b>	<b>175</b>	<b>185</b>
Ph.D.	129	42	87	109	98	11	238	140	98
Master's Degree	97	29	68	9	2	7	106	31	75
Post Graduate Diploma	0	0	0	0	0	0	0	0	0
Bachelor's Degree	16	4	12	0	0	0	16	4	12
HND, AD, Level 5 Diploma or Equivalent	0	0	0	0	0	0	0	0	0
HNC	0	0	0	0	0	0	0	0	0
BDTVEC ND, Diploma, HNTec, BTEC Level 3 Diploma or Equivalent	0	0	0	0	0	0	0	0	0
NTec, Skill Certificates or Equivalent	0	0	0	0	0	0	0	0	0
City & Guilds, ONC	0	0	0	0	0	0	0	0	0
BCGCE 'A' Level, STPU, SPS, STP	0	0	0	0	0	0	0	0	0
BCGCE 'O' Level, SPU, SPS	0	0	0	0	0	0	0	0	0
Below BCGCE 'O' Level	0	0	0	0	0	0	0	0	0
<b>Trained and Untrained</b>	<b>242</b>	<b>75</b>	<b>167</b>	<b>118</b>	<b>100</b>	<b>18</b>	<b>360</b>	<b>175</b>	<b>185</b>
Trained Teachers	242	75	167	118	100	18	360	175	185
Untrained Teachers	0	0	0	0	0	0	0	0	0
<b>Terms of Service</b>	<b>242</b>	<b>75</b>	<b>167</b>	<b>118</b>	<b>100</b>	<b>18</b>	<b>360</b>	<b>175</b>	<b>185</b>
<b>Permanent:</b>									
Pension	13	6	7	0	0	0	13	6	7
TAP	219	65	154	0	0	0	219	65	154
Month to Month	0	0	0	1	1	0	1	1	0
Probation	0	0	0	0	0	0	0	0	0
Daily Paid	1	0	1	0	0	0	1	0	1
Contract	9	4	5	117	99	18	126	103	23
CFBT	0	0	0	0	0	0	0	0	0
<b>Age Group</b>	<b>242</b>	<b>75</b>	<b>167</b>	<b>118</b>	<b>100</b>	<b>18</b>	<b>360</b>	<b>175</b>	<b>185</b>
Below 20	0	0	0	0	0	0	0	0	0
20 - 24	0	0	0	0	0	0	0	0	0
25 - 29	9	4	5	1	0	1	10	4	6
30 - 34	42	12	30	3	2	1	45	14	31
35 - 39	58	15	43	16	13	3	74	28	46
40 - 44	55	20	35	23	18	5	78	38	40
45 - 49	33	7	26	19	14	5	52	21	31
50 - 54	28	11	17	20	18	2	48	29	19
55 - 59	10	2	8	14	14	0	24	16	8
60 and Above	7	4	3	22	21	1	29	25	4
<b>Service (Years)</b>	<b>242</b>	<b>75</b>	<b>167</b>	<b>118</b>	<b>100</b>	<b>18</b>	<b>360</b>	<b>175</b>	<b>185</b>
Below 1	6	2	4	12	12	0	18	14	4
1 - 2	19	5	14	45	35	10	64	40	24
3 - 5	13	4	9	25	19	6	38	23	15
6 - 10	87	20	67	21	19	2	108	39	69
11 - 15	52	15	37	9	9	0	61	24	37
16 - 20	28	10	18	3	3	0	31	13	18
21 - 25	25	12	13	2	2	0	27	14	13
26 and Above	12	7	5	1	1	0	13	8	5

**3.1.21 HIGHER EDUCATION LECTURERS ACCORDING TO CITIZENSHIP AND GENDER BY ACADEMIC QUALIFICATION, TERMS OF SERVICE, AGE GROUP, YEARS OF SERVICE, AND INSTITUTION, 2017**
**3.1.21.2 UNIVERSITI SULTAN SHARIF ALI (UNISSA)**

Categories	Lecturers / Instructors								
	Citizen			Non Citizen			Total		
	MF	M	F	MF	M	F	MF	M	F
<b>Academic Qualification</b>	<b>46</b>	<b>11</b>	<b>35</b>	<b>42</b>	<b>39</b>	<b>3</b>	<b>88</b>	<b>50</b>	<b>38</b>
Ph.D.	17	5	12	42	39	3	59	44	15
Master's Degree	26	5	21	0	0	0	26	5	21
Post Graduate Diploma	0	0	0	0	0	0	0	0	0
Bachelor's Degree	3	1	2	0	0	0	3	1	2
HND, AD, Level 5 Diploma or Equivalent	0	0	0	0	0	0	0	0	0
HNC	0	0	0	0	0	0	0	0	0
BDTVEC ND, Diploma, HNTec, BTEC	0	0	0	0	0	0	0	0	0
Level 3 Diploma or Equivalent	0	0	0	0	0	0	0	0	0
NTec, Skill Certificates or Equivalent	0	0	0	0	0	0	0	0	0
City & Guilds, ONC	0	0	0	0	0	0	0	0	0
BCGCE 'A' Level, STPU, SPS, STP	0	0	0	0	0	0	0	0	0
BCGCE 'O' Level, SPU, SPS	0	0	0	0	0	0	0	0	0
Below BCGCE 'O' Level	0	0	0	0	0	0	0	0	0
Others	0	0	0	0	0	0	0	0	0
<b>Trained and Untrained</b>	<b>46</b>	<b>11</b>	<b>35</b>	<b>42</b>	<b>39</b>	<b>3</b>	<b>88</b>	<b>50</b>	<b>38</b>
Trained Teachers	5	0	5	5	5	0	10	5	5
Untrained Teachers	41	11	30	37	34	3	78	45	33
<b>Terms of Service</b>	<b>46</b>	<b>11</b>	<b>35</b>	<b>42</b>	<b>39</b>	<b>3</b>	<b>88</b>	<b>50</b>	<b>38</b>
<b>Permanent:</b>									
Pension	1	1	0	0	0	0	1	1	0
TAP	37	9	28	0	0	0	37	9	28
Month to Month	0	0	0	0	0	0	0	0	0
Probation	7	0	7	0	0	0	7	0	7
Daily Paid	0	0	0	0	0	0	0	0	0
Contract	1	1	0	42	39	3	43	40	3
CFBT	0	0	0	0	0	0	0	0	0
<b>Age Group</b>	<b>46</b>	<b>11</b>	<b>35</b>	<b>42</b>	<b>39</b>	<b>3</b>	<b>88</b>	<b>50</b>	<b>38</b>
Below 20	0	0	0	0	0	0	0	0	0
20 - 24	0	0	0	0	0	0	0	0	0
25 - 29	3	1	2	0	0	0	3	1	2
30 - 34	9	2	7	0	0	0	9	2	7
35 - 39	12	2	10	3	2	1	15	4	11
40 - 44	13	4	9	7	5	2	20	9	11
45 - 49	6	1	5	6	6	0	12	7	5
50 - 54	0	0	0	9	9	0	9	9	0
55 - 59	3	1	2	8	8	0	11	9	2
60 and Above	0	0	0	9	9	0	9	9	0
<b>Service (Years)</b>	<b>46</b>	<b>11</b>	<b>35</b>	<b>42</b>	<b>39</b>	<b>3</b>	<b>88</b>	<b>50</b>	<b>38</b>
Below 1	4	2	2	11	9	2	15	11	4
1 - 2	8	3	5	10	9	1	18	12	6
3 - 5	1	0	1	4	4	0	5	4	1
6 - 10	12	1	11	11	11	0	23	12	11
11 - 15	8	2	6	2	2	0	10	4	6
16 - 20	7	2	5	4	4	0	11	6	5
21 - 25	4	0	4	0	0	0	4	0	4
26 and Above	2	1	1	0	0	0	2	1	1

**3.1.21 HIGHER EDUCATION LECTURERS ACCORDING TO CITIZENSHIP AND GENDER BY ACADEMIC QUALIFICATION, TERMS OF SERVICE, AGE GROUP, YEARS OF SERVICE, AND INSTITUTION, 2017**
**3.1.21.3 UNIVERSITI TEKNOLOGI BRUNEI (UTB)**

Categories	Lecturers / Instructors								
	Citizen			Non Citizen			Total		
	MF	M	F	MF	M	F	MF	M	F
<b>Academic Qualification</b>	<b>84</b>	<b>45</b>	<b>39</b>	<b>48</b>	<b>48</b>	<b>0</b>	<b>132</b>	<b>93</b>	<b>39</b>
Ph.D.	24	14	10	45	45	0	69	59	10
Master's Degree	56	28	28	3	3	0	59	31	28
Post Graduate Diploma	0	0	0	0	0	0	0	0	0
Bachelor's Degree	4	3	1	0	0	0	4	3	1
HND, AD, Level 5 Diploma or Equivalent	0	0	0	0	0	0	0	0	0
HNC	0	0	0	0	0	0	0	0	0
BDTVEC ND, Diploma, HNTec, BTEC	0	0	0	0	0	0	0	0	0
Level 3 Diploma or Equivalent	0	0	0	0	0	0	0	0	0
NTec, Skill Certificates or Equivalent	0	0	0	0	0	0	0	0	0
City & Guilds, ONC	0	0	0	0	0	0	0	0	0
BCGCE 'A' Level, STPU, SPS, STP	0	0	0	0	0	0	0	0	0
BCGCE 'O' Level, SPU, SPS	0	0	0	0	0	0	0	0	0
Below BCGCE 'O' Level	0	0	0	0	0	0	0	0	0
Others	0	0	0	0	0	0	0	0	0
<b>Trained and Untrained</b>	<b>84</b>	<b>45</b>	<b>39</b>	<b>48</b>	<b>48</b>	<b>0</b>	<b>132</b>	<b>93</b>	<b>39</b>
Trained Teachers	49	25	24	2	2	0	51	27	24
Untrained Teachers	35	20	15	46	46	0	81	66	15
<b>Terms of Service</b>	<b>84</b>	<b>45</b>	<b>39</b>	<b>48</b>	<b>48</b>	<b>0</b>	<b>132</b>	<b>93</b>	<b>39</b>
<b>Permanent:</b>									
Pension	1	1	0	0	0	0	1	1	0
TAP	71	38	33	0	0	0	71	38	33
Month to Month	3	1	2	0	0	0	3	1	2
Probation	6	4	2	0	0	0	6	4	2
Daily Paid	3	1	2	0	0	0	3	1	2
Contract	0	0	0	48	48	0	48	48	0
CFBT	0	0	0	0	0	0	0	0	0
<b>Age Group</b>	<b>84</b>	<b>45</b>	<b>39</b>	<b>48</b>	<b>48</b>	<b>0</b>	<b>132</b>	<b>93</b>	<b>39</b>
Below 20	0	0	0	0	0	0	0	0	0
20 - 24	0	0	0	0	0	0	0	0	0
25 - 29	5	2	3	0	0	0	5	2	3
30 - 34	15	7	8	3	3	0	18	10	8
35 - 39	29	15	14	3	3	0	32	18	14
40 - 44	20	12	8	12	12	0	32	24	8
45 - 49	9	4	5	7	7	0	16	11	5
50 - 54	5	4	1	7	7	0	12	11	1
55 - 59	1	1	0	11	11	0	12	12	0
60 and Above	0	0	0	5	5	0	5	5	0
<b>Service (Years)</b>	<b>84</b>	<b>45</b>	<b>39</b>	<b>48</b>	<b>48</b>	<b>0</b>	<b>132</b>	<b>93</b>	<b>39</b>
Below 1	3	1	2	6	6	0	9	7	2
1 - 2	6	4	2	21	21	0	27	25	2
3 - 5	5	1	4	15	15	0	20	16	4
6 - 10	16	8	8	3	3	0	19	11	8
11 - 15	27	13	14	0	0	0	27	13	14
16 - 20	17	12	5	1	1	0	18	13	5
21 - 25	8	5	3	1	1	0	9	6	3
26 and Above	2	1	1	1	1	0	3	2	1

**3.1.21 HIGHER EDUCATION LECTURERS ACCORDING TO CITIZENSHIP AND GENDER BY ACADEMIC QUALIFICATION, TERMS OF SERVICE, AGE GROUP, YEARS OF SERVICE, AND INSTITUTION, 2017**
**3.1.21.4 POLITEKNIK BRUNEI (PB)**

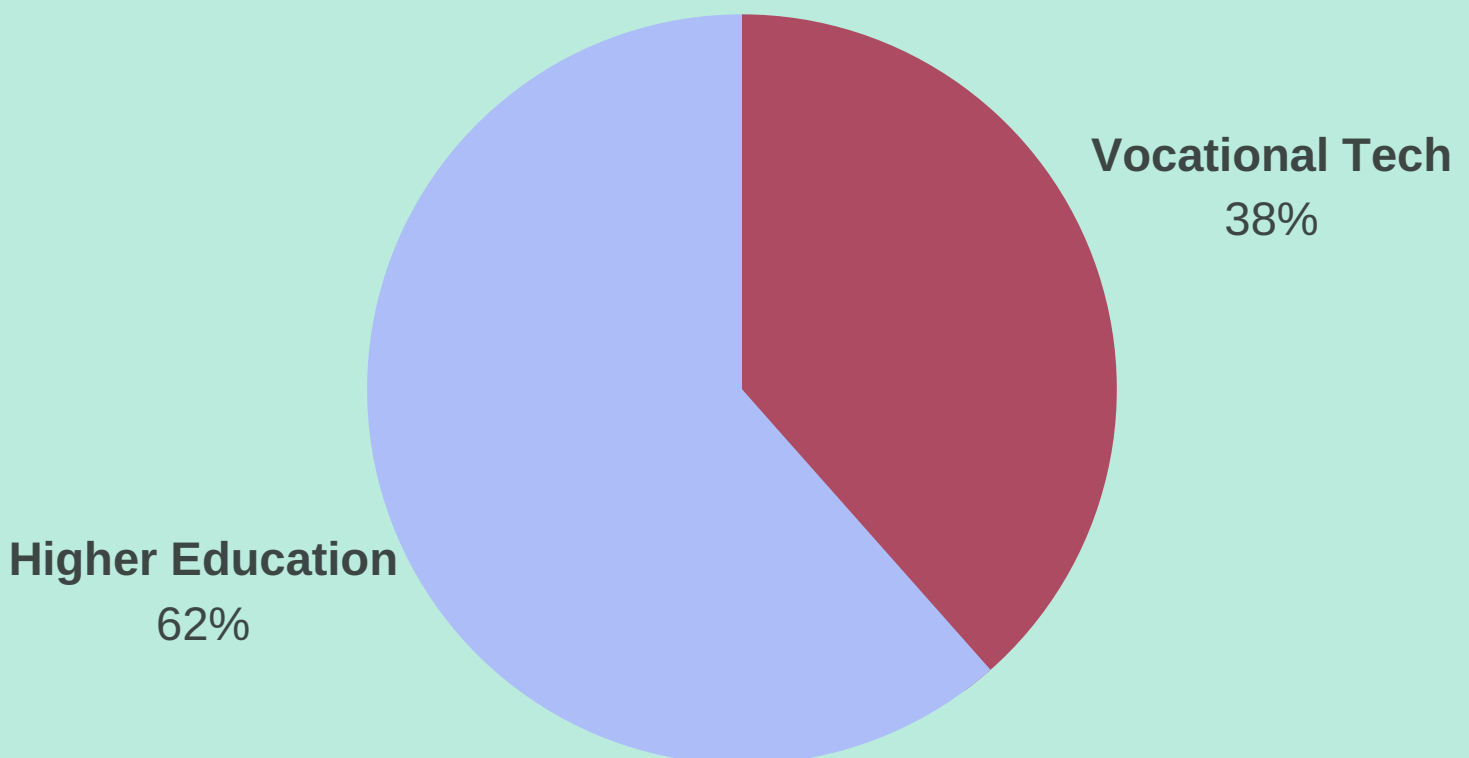
Categories	Lecturers / Instructors								
	Citizen			Non Citizen			Total		
	MF	M	F	MF	M	F	MF	M	F
<b>Academic Qualification</b>	<b>116</b>	<b>55</b>	<b>61</b>	<b>10</b>	<b>6</b>	<b>4</b>	<b>126</b>	<b>61</b>	<b>65</b>
Ph.D.	5	1	4	1	1	0	6	2	4
Master's Degree	44	23	21	6	3	3	50	26	24
Post Graduate Diploma	0	0	0	0	0	0	0	0	0
Bachelor's Degree	67	31	36	3	2	1	70	33	37
HND, AD, Level 5 Diploma or Equivalent	0	0	0	0	0	0	0	0	0
HNC	0	0	0	0	0	0	0	0	0
BDTVEC ND, Diploma, HNTec, BTEC Level 3 Diploma or Equivalent	0	0	0	0	0	0	0	0	0
NTEC, Skill Certificates or Equivalent	0	0	0	0	0	0	0	0	0
City & Guilds, ONC	0	0	0	0	0	0	0	0	0
BCGCE 'A' Level, STPU, SPS, STP	0	0	0	0	0	0	0	0	0
BCGCE 'O' Level, SPU, SPS	0	0	0	0	0	0	0	0	0
Below BCGCE 'O' Level	0	0	0	0	0	0	0	0	0
Others	0	0	0	0	0	0	0	0	0
<b>Trained and Untrained</b>	<b>116</b>	<b>55</b>	<b>61</b>	<b>10</b>	<b>6</b>	<b>4</b>	<b>126</b>	<b>61</b>	<b>65</b>
Trained Teachers	42	19	23	2	1	1	44	20	24
Untrained Teachers	74	36	38	8	5	3	82	41	41
<b>Terms of Service</b>	<b>116</b>	<b>55</b>	<b>61</b>	<b>10</b>	<b>6</b>	<b>4</b>	<b>126</b>	<b>61</b>	<b>65</b>
<b>Permanent:</b>									
Pension	1	1	0	0	0	0	1	1	0
TAP	77	37	40	1	0	1	78	37	41
Month to Month	0	0	0	0	0	0	0	0	0
Probation	0	0	0	0	0	0	0	0	0
Daily Paid	38	17	21	5	3	2	43	20	23
Contract	0	0	0	4	3	1	4	3	1
CFBT	0	0	0	0	0	0	0	0	0
<b>Age Group</b>	<b>116</b>	<b>55</b>	<b>61</b>	<b>10</b>	<b>6</b>	<b>4</b>	<b>126</b>	<b>61</b>	<b>65</b>
Below 20	0	0	0	0	0	0	0	0	0
20 - 24	3	2	1	0	0	0	3	2	1
25 - 29	50	22	28	0	0	0	50	22	28
30 - 34	34	16	18	3	2	1	37	18	19
35 - 39	7	5	2	2	1	1	9	6	3
40 - 44	9	3	6	2	1	1	11	4	7
45 - 49	9	5	4	1	1	0	10	6	4
50 - 54	4	2	2	1	1	0	5	3	2
55 - 59	0	0	0	1	0	1	1	0	1
60 and Above	0	0	0	0	0	0	0	0	0
<b>Service (Years)</b>	<b>116</b>	<b>55</b>	<b>61</b>	<b>10</b>	<b>6</b>	<b>4</b>	<b>126</b>	<b>61</b>	<b>65</b>
Below 1	26	11	15	2	1	1	28	12	16
1 - 2	22	11	11	2	2	0	24	13	11
3 - 5	68	33	35	6	3	3	74	36	38
6 - 10	0	0	0	0	0	0	0	0	0
11 - 15	0	0	0	0	0	0	0	0	0
16 - 20	0	0	0	0	0	0	0	0	0
21 - 25	0	0	0	0	0	0	0	0	0
26 and Above	0	0	0	0	0	0	0	0	0







# **EDUCATION STATISTICS ON MINISTRY OF RELIGIOUS AFFAIRS 2017**





**3.2.1 NUMBER OF INSTITUTIONS ACCORDING TO EDUCATION LEVEL BY DISTRICT, 2017**

District	Vocational Technical	Higher Education	Total
<b>Total</b>	<b>0</b>	<b>1</b>	<b>1</b>
Brunei Muara	0	1	1
Tutong	0	0	0
Belait	0	0	0
Temburong	0	0	0

**3.2.2 ENROLMENTS ACCORDING TO EDUCATION LEVEL AND GENDER BY DISTRICT, 2017**

District	Vocational Technical			Higher Education			Total		
	MF	M	F	MF	M	F	MF	M	F
<b>Total</b>	<b>z</b>	<b>z</b>	<b>z</b>	<b>749</b>	<b>262</b>	<b>487</b>	<b>749</b>	<b>262</b>	<b>487</b>
Brunei Muara	<b>z</b>	<b>z</b>	<b>z</b>	<b>749</b>	<b>262</b>	<b>487</b>	<b>749</b>	<b>262</b>	<b>487</b>
Tutong	<b>z</b>	<b>z</b>	<b>z</b>	<b>z</b>	<b>z</b>	<b>z</b>	<b>z</b>	<b>z</b>	<b>z</b>
Belait	<b>z</b>	<b>z</b>	<b>z</b>	<b>z</b>	<b>z</b>	<b>z</b>	<b>z</b>	<b>z</b>	<b>z</b>
Temburong	<b>z</b>	<b>z</b>	<b>z</b>	<b>z</b>	<b>z</b>	<b>z</b>	<b>z</b>	<b>z</b>	<b>z</b>

**3.2.3 NUMBER OF INSTRUCTORS/LECTURERS ACCORDING TO EDUCATION LEVEL AND GENDER BY DISTRICT, 2017**

District	Vocational Technical			Higher Education			Total		
	MF	M	F	MF	M	F	MF	M	F
<b>Total</b>	<b>z</b>	<b>z</b>	<b>z</b>	<b>48</b>	<b>28</b>	<b>20</b>	<b>48</b>	<b>28</b>	<b>20</b>
Brunei Muara	<b>z</b>	<b>z</b>	<b>z</b>	<b>48</b>	<b>28</b>	<b>20</b>	<b>48</b>	<b>28</b>	<b>20</b>
Tutong	<b>z</b>	<b>z</b>	<b>z</b>	<b>z</b>	<b>z</b>	<b>z</b>	<b>z</b>	<b>z</b>	<b>z</b>
Belait	<b>z</b>	<b>z</b>	<b>z</b>	<b>z</b>	<b>z</b>	<b>z</b>	<b>z</b>	<b>z</b>	<b>z</b>
Temburong	<b>z</b>	<b>z</b>	<b>z</b>	<b>z</b>	<b>z</b>	<b>z</b>	<b>z</b>	<b>z</b>	<b>z</b>

**3.2.4 HIGHER EDUCATION ENROLMENTS AND NUMBER OF LECTURERS ACCORDING TO GENDER BY EDUCATION LEVEL, 2017**

Education Level	Students			Instructors		
	MF	M	F	MF	M	F
<b>Higher Education Total</b>	<b>749</b>	<b>262</b>	<b>487</b>	<b>48</b>	<b>28</b>	<b>20</b>
Year 1	<b>158</b>	56	102	<b>48</b>	28	20
Year 2	<b>296</b>	121	175			
Year 3	<b>176</b>	45	131			
Year 4	<b>119</b>	40	79			
Year 5	<b>z</b>	z	z			
Year 6	<b>z</b>	z	z			

### 3.2.5 HIGHER EDUCATION ENROLMENTS ACCORDING TO EDUCATION LEVEL AND GENDER BY DISTRICT, 2017

District	Year 1			Year 2			Year 3			Year 4			Year 5			Year 6			Total		
	MF	M	F	MF	M	F	MF	M	F	MF	M	F	MF	M	F	MF	M	F	MF	M	F
<b>Higher Education Total</b>	<b>158</b>	<b>56</b>	<b>102</b>	<b>296</b>	<b>121</b>	<b>175</b>	<b>176</b>	<b>45</b>	<b>131</b>	<b>119</b>	<b>40</b>	<b>79</b>	<b>0</b>	<b>0</b>	<b>0</b>	<b>0</b>	<b>0</b>	<b>0</b>	<b>749</b>	<b>262</b>	<b>487</b>
Brunei Muara	158	56	102	296	121	175	176	45	131	119	40	79	z	z	z	z	z	z	749	262	487
Tutong	0	0	0	0	0	0	0	0	0	0	0	0	0	0	0	0	0	0	0	0	0
Belait	0	0	0	0	0	0	0	0	0	0	0	0	0	0	0	0	0	0	0	0	0
Temburong	0	0	0	0	0	0	0	0	0	0	0	0	0	0	0	0	0	0	0	0	0

### 3.2.6 HIGHER EDUCATION NUMBER OF NEW STUDENTS AND REPEATERS ACCORDING TO GENDER BY EDUCATION LEVEL, 2017

Education Level	New Students			Repeaters			Total		
	MF	M	F	MF	M	F	MF	M	F
<b>Higher Education Total</b>	<b>749</b>	<b>262</b>	<b>487</b>	<b>0</b>	<b>0</b>	<b>0</b>	<b>749</b>	<b>262</b>	<b>487</b>
Year 1	158	56	102	0	0	0	158	56	102
Year 2	296	121	175	0	0	0	296	121	175
Year 3	176	45	131	0	0	0	176	45	131
Year 4	119	40	79	0	0	0	119	40	79
Year 5	z	z	z	z	z	z	z	z	z
Year 6	z	z	z	z	z	z	z	z	z

## 3.2.7 HIGHER EDUCATION ENROLMENTS ACCORDING TO AGE BY EDUCATION LEVEL AND GENDER, 2017

Education Level	Gender	Age (in years)																										Total	
		≤ 15	15	16	17	18	19	20	21	22	23	24	25	26	27	28	29	30	31	32	33	34	35-39	40-44	45-49	50-54	55-59		≥ 59
Higher Education Total	MF	0	0	0	1	4	28	76	139	129	106	57	50	38	29	17	17	10	7	4	4	0	15	15	2	0	0	1	749
	M	0	0	0	0	1	13	27	62	42	36	20	11	12	7	6	5	2	1	0	1	0	6	8	1	0	0	1	262
	F	0	0	0	1	3	15	49	77	87	70	37	39	26	22	11	12	8	6	4	3	0	9	7	1	0	0	0	487
Year 1	MF	0	0	0	1	4	25	44	24	7	6	8	6	3	7	5	4	3	2	1	0	0	5	2	1	0	0	0	158
	M	0	0	0	0	1	11	15	13	4	2	3	1	0	0	2	0	0	0	0	0	0	3	1	0	0	0	0	56
	F	0	0	0	1	3	14	29	11	3	4	5	5	3	7	3	4	3	2	1	0	0	2	1	1	0	0	0	102
Year 2	MF	0	0	0	0	0	3	30	86	51	33	27	30	15	3	5	3	4	1	0	0	0	1	4	0	0	0	0	296
	M	0	0	0	0	0	2	11	37	20	16	10	9	7	0	3	2	2	0	0	0	0	1	1	0	0	0	0	121
	F	0	0	0	0	0	1	19	49	31	17	17	21	8	3	2	1	2	1	0	0	0	0	3	0	0	0	0	175
Year 3	MF	0	0	0	0	0	0	2	27	57	33	9	8	13	6	5	4	0	3	2	2	0	3	2	0	0	0	0	176
	M	0	0	0	0	0	0	1	11	16	10	1	0	2	0	0	0	0	1	0	1	0	0	2	0	0	0	0	45
	F	0	0	0	0	0	0	1	16	41	23	8	8	11	6	5	4	0	2	2	1	0	3	0	0	0	0	0	131
Year 4	MF	0	0	0	0	0	0	0	2	14	34	13	6	7	13	2	6	3	1	1	2	0	6	7	1	0	0	1	119
	M	0	0	0	0	0	0	0	1	2	8	6	1	3	7	1	3	0	0	0	0	0	2	4	1	0	0	1	40
	F	0	0	0	0	0	0	0	1	12	26	7	5	4	6	1	3	3	1	1	2	0	4	3	0	0	0	0	79
Year 5	MF	z	z	z	z	z	z	z	z	z	z	z	z	z	z	z	z	z	z	z	z	z	z	z	z	z	z	z	z
	M	z	z	z	z	z	z	z	z	z	z	z	z	z	z	z	z	z	z	z	z	z	z	z	z	z	z	z	z
	F	z	z	z	z	z	z	z	z	z	z	z	z	z	z	z	z	z	z	z	z	z	z	z	z	z	z	z	z
Year 6	MF	z	z	z	z	z	z	z	z	z	z	z	z	z	z	z	z	z	z	z	z	z	z	z	z	z	z	z	z
	M	z	z	z	z	z	z	z	z	z	z	z	z	z	z	z	z	z	z	z	z	z	z	z	z	z	z	z	z
	F	z	z	z	z	z	z	z	z	z	z	z	z	z	z	z	z	z	z	z	z	z	z	z	z	z	z	z	z

**3.2.8 HIGHER EDUCATION ENROLMENTS ACCORDING TO RACE AND CITIZENSHIP BY EDUCATION LEVEL AND GENDER, 2017**

Education Level	Gender	Malay		Other Indigenous		Chinese		Others		Total		
		C	NC	C	NC	C	NC	C	NC	C	NC	CNC
<b>Higher Education Total</b>	<b>MF</b>	<b>736</b>	<b>7</b>	<b>0</b>	<b>0</b>	<b>0</b>	<b>0</b>	<b>0</b>	<b>6</b>	<b>736</b>	<b>13</b>	<b>749</b>
	<b>M</b>	<b>258</b>	<b>2</b>	<b>0</b>	<b>0</b>	<b>0</b>	<b>0</b>	<b>0</b>	<b>2</b>	<b>258</b>	<b>4</b>	<b>262</b>
	<b>F</b>	<b>478</b>	<b>5</b>	<b>0</b>	<b>0</b>	<b>0</b>	<b>0</b>	<b>0</b>	<b>4</b>	<b>478</b>	<b>9</b>	<b>487</b>
Year 1	<b>MF</b>	<b>153</b>	<b>1</b>	<b>0</b>	<b>0</b>	<b>0</b>	<b>0</b>	<b>0</b>	<b>4</b>	<b>153</b>	<b>5</b>	<b>158</b>
	<b>M</b>	<b>53</b>	<b>1</b>	<b>0</b>	<b>0</b>	<b>0</b>	<b>0</b>	<b>0</b>	<b>2</b>	<b>53</b>	<b>3</b>	<b>56</b>
	<b>F</b>	<b>100</b>	<b>0</b>	<b>0</b>	<b>0</b>	<b>0</b>	<b>0</b>	<b>0</b>	<b>2</b>	<b>100</b>	<b>2</b>	<b>102</b>
Year 2	<b>MF</b>	<b>291</b>	<b>5</b>	<b>0</b>	<b>0</b>	<b>0</b>	<b>0</b>	<b>0</b>	<b>0</b>	<b>291</b>	<b>5</b>	<b>296</b>
	<b>M</b>	<b>120</b>	<b>1</b>	<b>0</b>	<b>0</b>	<b>0</b>	<b>0</b>	<b>0</b>	<b>0</b>	<b>120</b>	<b>1</b>	<b>121</b>
	<b>F</b>	<b>171</b>	<b>4</b>	<b>0</b>	<b>0</b>	<b>0</b>	<b>0</b>	<b>0</b>	<b>0</b>	<b>171</b>	<b>4</b>	<b>175</b>
Year 3	<b>MF</b>	<b>174</b>	<b>0</b>	<b>0</b>	<b>0</b>	<b>0</b>	<b>0</b>	<b>0</b>	<b>2</b>	<b>174</b>	<b>2</b>	<b>176</b>
	<b>M</b>	<b>45</b>	<b>0</b>	<b>0</b>	<b>0</b>	<b>0</b>	<b>0</b>	<b>0</b>	<b>0</b>	<b>45</b>	<b>0</b>	<b>45</b>
	<b>F</b>	<b>129</b>	<b>0</b>	<b>0</b>	<b>0</b>	<b>0</b>	<b>0</b>	<b>0</b>	<b>2</b>	<b>129</b>	<b>2</b>	<b>131</b>
Year 4	<b>MF</b>	<b>118</b>	<b>1</b>	<b>0</b>	<b>0</b>	<b>0</b>	<b>0</b>	<b>0</b>	<b>0</b>	<b>118</b>	<b>1</b>	<b>119</b>
	<b>M</b>	<b>40</b>	<b>0</b>	<b>0</b>	<b>0</b>	<b>0</b>	<b>0</b>	<b>0</b>	<b>0</b>	<b>40</b>	<b>0</b>	<b>40</b>
	<b>F</b>	<b>78</b>	<b>1</b>	<b>0</b>	<b>0</b>	<b>0</b>	<b>0</b>	<b>0</b>	<b>0</b>	<b>78</b>	<b>1</b>	<b>79</b>
Year 5	<b>MF</b>	<b>z</b>	<b>z</b>	<b>z</b>	<b>z</b>	<b>z</b>	<b>z</b>	<b>z</b>	<b>z</b>	<b>z</b>	<b>z</b>	<b>z</b>
	<b>M</b>	<b>z</b>	<b>z</b>	<b>z</b>	<b>z</b>	<b>z</b>	<b>z</b>	<b>z</b>	<b>z</b>	<b>z</b>	<b>z</b>	<b>z</b>
	<b>F</b>	<b>z</b>	<b>z</b>	<b>z</b>	<b>z</b>	<b>z</b>	<b>z</b>	<b>z</b>	<b>z</b>	<b>z</b>	<b>z</b>	<b>z</b>
Year 6	<b>MF</b>	<b>z</b>	<b>z</b>	<b>z</b>	<b>z</b>	<b>z</b>	<b>z</b>	<b>z</b>	<b>z</b>	<b>z</b>	<b>z</b>	<b>z</b>
	<b>M</b>	<b>z</b>	<b>z</b>	<b>z</b>	<b>z</b>	<b>z</b>	<b>z</b>	<b>z</b>	<b>z</b>	<b>z</b>	<b>z</b>	<b>z</b>
	<b>F</b>	<b>z</b>	<b>z</b>	<b>z</b>	<b>z</b>	<b>z</b>	<b>z</b>	<b>z</b>	<b>z</b>	<b>z</b>	<b>z</b>	<b>z</b>

**3.2.9 HIGHER EDUCATION INTAKE, ENROLMENTS, AND GRADUATES ACCORDING TO GENDER BY INSTITUTION, AWARD LEVEL, AND FIELD OF EDUCATION, 2017**

Field of Education	Intake			Enrolment			Graduates		
	MF	M	F	MF	M	F	MF	M	F
<b>KUPUSB Total</b>	<b>153</b>	<b>54</b>	<b>99</b>	<b>749</b>	<b>262</b>	<b>487</b>	<b>260</b>	<b>99</b>	<b>161</b>
<b>Doctor of Philosophy Total</b>	<b>0</b>	<b>0</b>	<b>0</b>	<b>18</b>	<b>10</b>	<b>8</b>	<b>0</b>	<b>0</b>	<b>0</b>
Teacher Training	0	0	0	18	10	8	0	0	0
<b>Master's Degree Total</b>	<b>12</b>	<b>4</b>	<b>8</b>	<b>40</b>	<b>11</b>	<b>29</b>	<b>18</b>	<b>3</b>	<b>15</b>
Teacher Training	12	4	8	40	11	29	18	3	15
<b>Postgraduate Diploma Total</b>	<b>31</b>	<b>3</b>	<b>28</b>	<b>31</b>	<b>3</b>	<b>28</b>	<b>38</b>	<b>11</b>	<b>27</b>
Teacher Training	31	3	28	31	3	28	38	11	27
<b>Bachelor's Degree Total</b>	<b>40</b>	<b>17</b>	<b>23</b>	<b>397</b>	<b>140</b>	<b>257</b>	<b>103</b>	<b>42</b>	<b>61</b>
Teacher Training	40	17	23	397	140	257	103	42	61
<b>Higher National Diploma Total</b>	<b>70</b>	<b>30</b>	<b>40</b>	<b>263</b>	<b>98</b>	<b>165</b>	<b>101</b>	<b>43</b>	<b>58</b>
Teacher Training	70	30	40	263	98	165	101	43	58

**3.2.10 HIGHER EDUCATION INTAKE, ENROLMENTS, AND GRADUATES ACCORDING TO GENDER BY INSTITUTION, AWARD LEVEL, FIELD OF EDUCATION, AND PROGRAMMES, 2017**

Field of Education	Intake			Enrolment			Graduates		
	MF	M	F	MF	M	F	MF	M	F
<b>KUPUSB Total</b>	<b>158</b>	<b>56</b>	<b>102</b>	<b>749</b>	<b>262</b>	<b>487</b>	<b>260</b>	<b>99</b>	<b>161</b>
<b>Doctor of Philosophy Total</b>	<b>5</b>	<b>2</b>	<b>3</b>	<b>18</b>	<b>10</b>	<b>8</b>	<b>0</b>	<b>0</b>	<b>0</b>
Ijazah Doktor Falsafah (Usuluddin)	0	0	0	1	1	0	0	0	0
Ijazah Doktor Falsafah (Pendidikan)	4	2	2	16	9	7	0	0	0
Ijazah Doktor Falsafah (Bahasa Arab)	1	0	1	1	0	1	0	0	0
<b>Master's Degree Total</b>	<b>12</b>	<b>4</b>	<b>8</b>	<b>40</b>	<b>11</b>	<b>29</b>	<b>18</b>	<b>3</b>	<b>15</b>
Sarjana Perguruan Agama (Usuluddin)	1	1	0	1	1	0	1	0	1
Sarjana Perguruan Agama (Pengurusan dan Pentadbiran)	0	0	0	1	0	1	10	2	8
Sarjana Perguruan Agama (Kurikulum)	0	0	0	1	0	1	5	1	4
Sarjana Perguruan Agama (Sastera Islam)	0	0	0	0	0	0	0	0	0
Sarjana Perguruan Agama (Penyeliaan)	0	0	0	0	0	0	2	0	2
Sarjana Perguruan Agama (Pengurusan)	0	0	0	0	0	0	0	0	0
Sarjana Perguruan Agama (Fiqh)	0	0	0	0	0	0	0	0	0
Sarjana Perguruan Agama (Pendidikan Islam)	8	0	8	34	7	27	0	0	0
Sarjana Perguruan (Bahasa Arab)	2	2	0	2	2	0	0	0	0
Sarjana Perguruan Agama (ASWJ)	1	1	0	1	1	0	0	0	0
Sarjana Perguruan Agama (Syariah)	0	0	0	0	0	0	0	0	0
<b>Postgraduate Diploma Total</b>	<b>31</b>	<b>3</b>	<b>28</b>	<b>31</b>	<b>3</b>	<b>28</b>	<b>38</b>	<b>11</b>	<b>27</b>
Diploma Perguruan Agama Lulusan Ijazah (Pendidikan)	26	2	24	26	2	24	18	5	13
Diploma Perguruan Agama Lulusan Ijazah (Bahasa Arab)	5	1	4	5	1	4	20	6	14
<b>Bachelor's Degree Total</b>	<b>40</b>	<b>17</b>	<b>23</b>	<b>397</b>	<b>140</b>	<b>257</b>	<b>103</b>	<b>42</b>	<b>61</b>
Sarjana Muda Perguruan Agama (Syariah)	0	0	0	116	29	87	61		
Sarjana Muda Perguruan Agama (Syariah) - Secara Naik Taraf	0	0	0	14	1	13	0	20	41
Sarjana Muda Perguruan Agama (Usuluddin)	0	0	0	169	65	104	42		
Sarjana Muda Perguruan Agama (Usuluddin) - Secara Naik Taraf	0	0	0	58	28	30	0	22	20
Sarjana Muda Perguruan Agama (Pendidikan)	32	12	20	32	12	20	0	0	0
Sarjana Muda Perguruan Agama (B.Arab)	8	5	3	8	5	3	0	0	0
<b>Higher National Diploma Total</b>	<b>70</b>	<b>30</b>	<b>40</b>	<b>263</b>	<b>98</b>	<b>165</b>	<b>101</b>	<b>43</b>	<b>58</b>
Diploma Tertinggi Perguruan Agama (Syariah)	0	0	0	67	23	44	81	32	49
Diploma Tertinggi Perguruan Agama (Usuluddin)	0	0	0	126	45	81	20	11	9
Diploma Tertinggi Perguruan Agama	70	30	40	70	30	40	0	0	0



**3.2.11 HIGHER EDUCATION ENROLMENTS ACCORDING TO EDUCATION LEVEL AND GENDER BY INSTITUTION, FACULTY, AND PROGRAMMES, 2017**

Programme	Education Level																				
	Year 1			Year 2			Year 3			Year 4			Year 5			Year 6			Total		
	MF	M	F	MF	M	F	MF	M	F	MF	M	F	MF	M	F	MF	M	F	MF	M	F
<b>KUPUSB Total</b>	158	56	102	296	121	175	176	45	131	119	40	79	0	0	0	0	0	0	749	262	487
<b>Faculty of Syariah</b>	0	0	0	0	0	0	120	31	89	77	22	55	0	0	0	0	0	0	197	53	144
Sarjana Perguruan Ugama (Syariah)	0	0	0	0	0	0	0	0	0	0	0	0	0	0	0	0	0	0	0	0	0
Sarjana Muda Perguruan Ugama (Syariah)	0	0	0	0	0	0	48	8	40	68	21	47	0	0	0	0	0	0	116	29	87
Sarjana Muda Perguruan Ugama (Syariah) - Secara Naik Taraf	0	0	0	0	0	0	5	0	5	9	1	8	0	0	0	0	0	0	14	1	13
Diploma Tertinggi Perguruan Ugama (Syariah)	0	0	0	0	0	0	67	23	44	0	0	0	0	0	0	0	0	0	67	23	44
<b>Faculty of Usuluddin</b>	1	1	0	263	111	152	53	12	41	38	16	22	0	0	0	0	0	0	355	140	215
Ijazah Doktor Falsafah (Usuluddin)	0	0	0	0	0	0	0	0	0	1	1	0	0	0	0	0	0	0	1	1	0
Sarjana Perguruan Ugama (Usuluddin)	1	1	0	0	0	0	0	0	0	0	0	0	0	0	0	0	0	0	1	1	0
Sarjana Muda Perguruan Ugama (Usuluddin)	0	0	0	96	42	54	37	8	29	36	15	21	0	0	0	0	0	0	169	65	104
Sarjana Muda Perguruan Ugama (Usuluddin) - Secara Naik Taraf	0	0	0	53	28	25	4	0	4	1	0	1	0	0	0	0	0	0	58	28	30
Diploma Tertinggi Perguruan Ugama (Usuluddin)	0	0	0	114	41	73	12	4	8	0	0	0	0	0	0	0	0	0	126	45	81
<b>Faculty of Education</b>	140	46	94	33	10	23	3	2	1	4	2	2	0	0	0	0	0	0	180	60	120
Ijazah Doktor Falsafah (Pendidikan)	4	2	2	5	3	2	3	2	1	4	2	2	0	0	0	0	0	0	16	9	7
Sarjana Perguruan Ugama (Pendidikan Islam)	8	0	8	26	7	19	0	0	0	0	0	0	0	0	0	0	0	0	34	7	27
Sarjana Perguruan Ugama (Pengurusan dan Pentadbiran)	0	0	0	1	0	1	0	0	0	0	0	0	0	0	0	0	0	0	1	0	1
Sarjana Perguruan Ugama (Kurikulum)	0	0	0	1	0	1	0	0	0	0	0	0	0	0	0	0	0	0	1	0	1
Sarjana Perguruan Ugama (Sastera Islam)	0	0	0	0	0	0	0	0	0	0	0	0	0	0	0	0	0	0	0	0	0
Sarjana Perguruan Ugama (Penyeliaan)	0	0	0	0	0	0	0	0	0	0	0	0	0	0	0	0	0	0	0	0	0
Sarjana Perguruan Ugama (Pengurusan)	0	0	0	0	0	0	0	0	0	0	0	0	0	0	0	0	0	0	0	0	0
Sarjana Muda Perguruan Ugama (Pendidikan)	32	12	20	0	0	0	0	0	0	0	0	0	0	0	0	0	0	0	32	12	20
Diploma Perguruan Ugama Lulusan Ijazah (Pendidikan)	26	2	24	0	0	0	0	0	0	0	0	0	0	0	0	0	0	0	26	2	24
Diploma Tertinggi Perguruan Ugama	70	30	40	0	0	0	0	0	0	0	0	0	0	0	0	0	0	0	70	30	40
Sarjana Perguruan Ugama (Fiqh)	0	0	0	0	0	0	0	0	0	0	0	0	0	0	0	0	0	0	0	0	0

**3.2.11 HIGHER EDUCATION ENROLMENTS ACCORDING TO EDUCATION LEVEL AND GENDER BY INSTITUTION, FACULTY, AND PROGRAMMES, 2017**

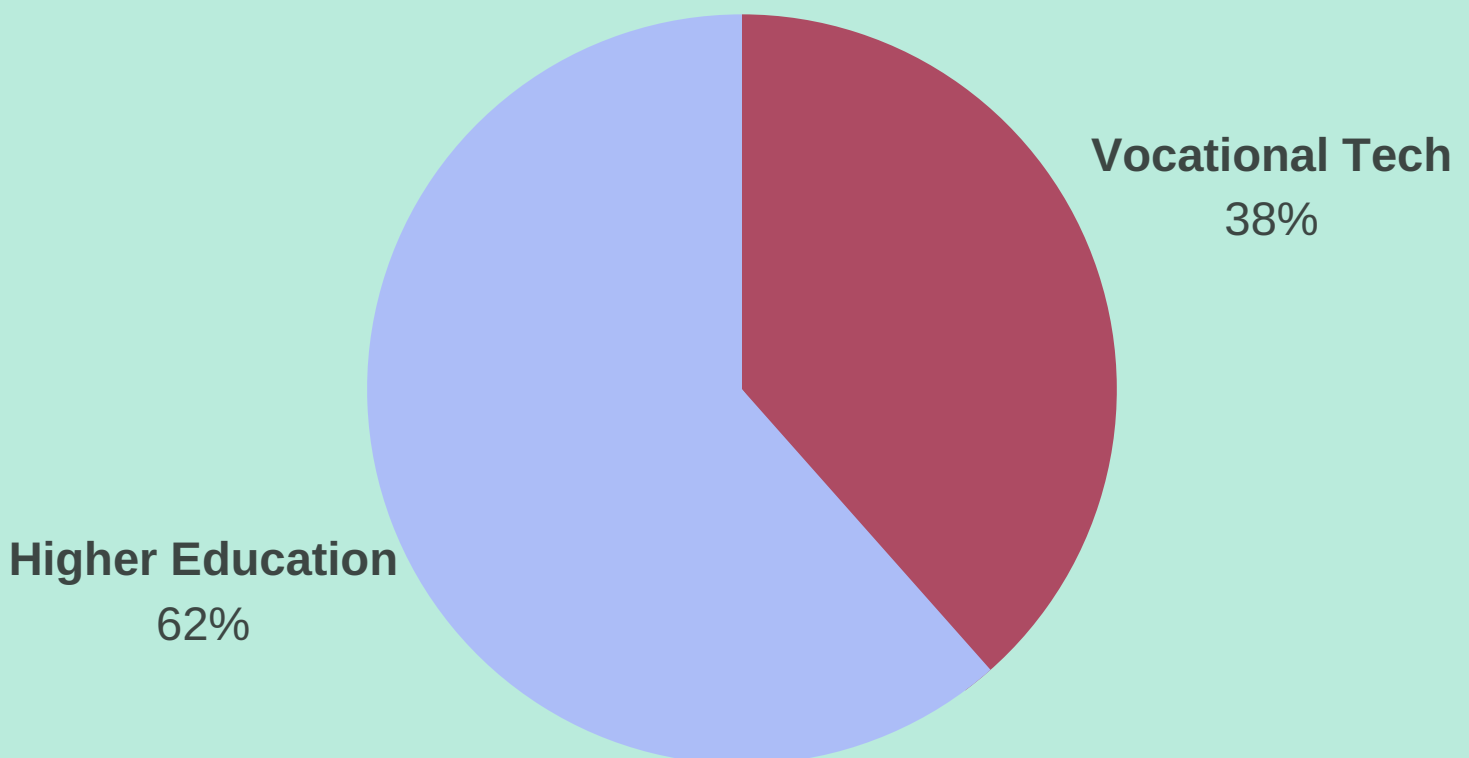
Programme	Education Level																							
	Year 1			Year 2			Year 3			Year 4			Year 5			Year 6			Total					
	MF	M	F	MF	M	F	MF	M	F	MF	M	F	MF	M	F	MF	M	F	MF	M	F			
<b>Language Centre</b>	16	8	8	0	0	0	0	0	0	0	0	0	0	0	0	0	0	0	0	0	0	16	8	8
Ijazah Doktor Falsafah (Bahasa Arab)	1	0	1	0	0	0	0	0	0	0	0	0	0	0	0	0	0	0	0	0	0	1	0	1
Sarjana Perguruan (Bahasa Arab)	2	2	0	0	0	0	0	0	0	0	0	0	0	0	0	0	0	0	0	0	0	2	2	0
Sarjana Muda Perguruan Ugama (B.Arab)	8	5	3	0	0	0	0	0	0	0	0	0	0	0	0	0	0	0	0	0	0	8	5	3
Diploma Perguruan Ugama Lepas Ijazah (Bahasa Arab)	5	1	4	0	0	0	0	0	0	0	0	0	0	0	0	0	0	0	0	0	0	5	1	4
<b>Postgraduate Centre and Research</b>	0	0	0	0	0	0	0	0	0	0	0	0	0	0	0	0	0	0	0	0	0	0	0	0
Diploma Perguruan Ugama Lepas Ijazah	0	0	0	0	0	0	0	0	0	0	0	0	0	0	0	0	0	0	0	0	0	0	0	0
<b>Pusat Ahli Sunnah Wal Jama'ah</b>	1	1	0	0	0	0	0	0	0	0	0	0	0	0	0	0	0	0	0	0	0	1	1	0
Sarjana Perguruan Ugama (ASWJ)	1	1	0	0	0	0	0	0	0	0	0	0	0	0	0	0	0	0	0	0	0	1	1	0

**3.2.12 HIGHER EDUCATION LECTURERS ACCORDING TO CITIZENSHIP AND GENDER BY ACADEMIC QUALIFICATION, TERMS OF SERVICE, AGE GROUP, AND YEARS OF SERVICE, 2017**

Categories	Lecturers								
	Citizen			Non Citizen			Total		
	MF	M	F	MF	M	F	MF	M	F
<b>Academic Qualification</b>	<b>36</b>	<b>16</b>	<b>20</b>	<b>12</b>	<b>12</b>	<b>0</b>	<b>48</b>	<b>28</b>	<b>20</b>
Ph.D.	6	5	1	9	9	0	15	14	1
Master's Degree	27	10	17	0	0	0	27	10	17
Post Graduate Diploma	0	0	0	0	0	0	0	0	0
Bachelor's Degree	3	1	2	1	1	0	4	2	2
HND, AD, Level 5 Diploma or Equivalent	0	0	0	0	0	0	0	0	0
HNC	0	0	0	0	0	0	0	0	0
BDTVEC ND, Diploma, HNTec, BTEC	0	0	0	0	0	0	0	0	0
Level 3 Diploma or Equivalent	0	0	0	2	2	0	2	2	0
NTec, Skill Certificates or Equivalent	0	0	0	0	0	0	0	0	0
City & Guilds, ONC	0	0	0	0	0	0	0	0	0
BCGCE 'A' Level, STPU, SPS, STP	0	0	0	0	0	0	0	0	0
BCGCE 'O' Level, SPU, SPS	0	0	0	0	0	0	0	0	0
Below BCGCE 'O' Level	0	0	0	0	0	0	0	0	0
Others	0	0	0	0	0	0	0	0	0
<b>Trained and Untrained</b>	<b>36</b>	<b>16</b>	<b>20</b>	<b>12</b>	<b>12</b>	<b>0</b>	<b>48</b>	<b>28</b>	<b>20</b>
Trained Teachers	36	16	20	12	12	0	48	28	20
Untrained Teachers	0	0	0	0	0	0	0	0	0
<b>Terms of Service</b>	<b>36</b>	<b>16</b>	<b>20</b>	<b>12</b>	<b>12</b>	<b>0</b>	<b>48</b>	<b>28</b>	<b>20</b>
<b>Permanent:</b>									
Pension	4	2	2	0	0	0	4	2	2
TAP	32	14	18	0	0	0	32	14	18
Month to Month	0	0	0	0	0	0	0	0	0
Probation	0	0	0	0	0	0	0	0	0
Daily Paid	0	0	0	0	0	0	0	0	0
Contract	0	0	0	12	12	0	12	12	0
CFBT	0	0	0	0	0	0	0	0	0
<b>Age Group</b>	<b>36</b>	<b>16</b>	<b>20</b>	<b>12</b>	<b>12</b>	<b>0</b>	<b>48</b>	<b>28</b>	<b>20</b>
Below 20	0	0	0	0	0	0	0	0	0
20 - 24	0	0	0	0	0	0	0	0	0
25 - 29	1	1	0	0	0	0	1	1	0
30 - 34	6	1	5	0	0	0	6	1	5
35 - 39	6	5	1	1	1	0	7	6	1
40 - 44	9	4	5	1	1	0	10	5	5
45 - 49	7	3	4	1	1	0	8	4	4
50 - 54	4	2	2	1	1	0	5	3	2
55 - 59	3	0	3	2	2	0	5	2	3
60 and Above	0	0	0	6	6	0	6	6	0
<b>Service (Years)</b>	<b>36</b>	<b>16</b>	<b>20</b>	<b>12</b>	<b>12</b>	<b>0</b>	<b>48</b>	<b>28</b>	<b>20</b>
Below 1	1	1	0	8	8	0	9	9	0
1 - 2	3	1	2	0	0	0	3	1	2
3 - 5	9	4	5	1	1	0	10	5	5
6 - 10	11	6	5	1	1	0	12	7	5
11 - 15	7	4	3	0	0	0	7	4	3
16 - 20	4	0	4	1	1	0	5	1	4
21 - 25	1	0	1	0	0	0	1	0	1
26 and Above	0	0	0	1	1	0	1	1	0



# EDUCATION STATISTICS ON MINISTRY OF CULTURE , YOUTH & SPORTS 2017





**3.3.1 NUMBER OF INSTITUTIONS ACCORDING TO EDUCATION LEVEL BY DISTRICT, 2017**

District	Vocational Technical	Higher Education	Total
<b>Total</b>	<b>1</b>	<b>0</b>	<b>1</b>
Brunei Muara	1	0	1
Tutong	0	0	0
Belait	0	0	0
Temburong	0	0	0

**3.3.2 ENROLMENTS ACCORDING TO EDUCATION LEVEL AND GENDER BY DISTRICT, 2017**

District	Vocational Technical			Higher Education			Total		
	MF	M	F	MF	M	F	MF	M	F
<b>Total</b>	<b>174</b>	<b>83</b>	<b>91</b>	<b>0</b>	<b>0</b>	<b>0</b>	<b>174</b>	<b>83</b>	<b>91</b>
Brunei Muara	174	83	91	0	0	0	174	83	91
Tutong	0	0	0	0	0	0	0	0	0
Belait	0	0	0	0	0	0	0	0	0
Temburong	0	0	0	0	0	0	0	0	0

**3.3.3 NUMBER OF INSTRUCTORS/LECTURERS ACCORDING TO EDUCATION LEVEL AND GENDER BY DISTRICT, 2017**

District	Vocational Technical			Higher Education			Total		
	MF	M	F	MF	M	F	MF	M	F
<b>Total</b>	<b>25</b>	<b>10</b>	<b>15</b>	<b>0</b>	<b>0</b>	<b>0</b>	<b>25</b>	<b>10</b>	<b>15</b>
Brunei Muara	25	10	15	0	0	0	25	10	15
Tutong	0	0	0	0	0	0	0	0	0
Belait	0	0	0	0	0	0	0	0	0
Temburong	0	0	0	0	0	0	0	0	0

**3.3.4 VOCATIONAL TECHNICAL ENROLMENTS AND NUMBER OF INSTRUCTORS ACCORDING TO GENDER BY EDUCATION LEVEL, 2017**

Education Level	Students			Instructors		
	MF	M	F	MF	M	F
<b>Vocational Technical Total</b>	<b>174</b>	<b>83</b>	<b>91</b>	<b>25</b>	<b>10</b>	<b>15</b>
Year 1	112	55	57			
Year 2	62	28	34	25	10	15
Year 3	0	0	0			

**3.3.5 VOCATIONAL TECHNICAL ENROLMENTS ACCORDING TO EDUCATION LEVEL AND GENDER BY DISTRICT, 2017**

District	Year 1			Year 2			Year 3			Total		
	MF	M	F	MF	M	F	MF	M	F	MF	M	F
<b>Vocational Technical Total</b>	<b>112</b>	<b>55</b>	<b>57</b>	<b>62</b>	<b>28</b>	<b>34</b>	<b>z</b>	<b>z</b>	<b>z</b>	<b>174</b>	<b>83</b>	<b>91</b>
Brunei Muara	112	55	57	62	28	34	z	z	z	174	83	91
Tutong	0	0	0	0	0	0	0	0	0	0	0	0
Belait	0	0	0	0	0	0	0	0	0	0	0	0
Temburong	0	0	0	0	0	0	0	0	0	0	0	0

**3.3.6 VOCATIONAL TECHNICAL NUMBER OF NEW STUDENTS AND REPEATERS ACCORDING TO GENDER BY EDUCATION LEVEL, 2017**

Education Level	New			Repeaters			Total		
	MF	M	F	MF	M	F	MF	M	F
<b>Vocational Technical Total</b>	<b>174</b>	<b>83</b>	<b>91</b>	<b>0</b>	<b>0</b>	<b>0</b>	<b>174</b>	<b>83</b>	<b>91</b>
Year 1	112	55	57	0	0	0	112	55	57
Year 2	62	28	34	0	0	0	62	28	34
Year 3	z	z	z	z	z	z	z	z	z



## 3.3.7 VOCATIONAL TECHNICAL ENROLMENTS ACCORDING TO AGE BY EDUCATION LEVEL AND GENDER, 2017

Education Level	Gender	Age (in years)																											Total
		≤ 15	15	16	17	18	19	20	21	22	23	24	25	26	27	28	29	30	31	32	33	34	35-39	40-44	45-49	50-54	55-59	≥ 59	
Vocational Technical Total	MF	0	0	0	9	51	54	24	3	13	6	2	6	2	1	1	0	0	1	0	1	0	0	0	0	0	0	0	174
	M	0	0	0	7	22	24	13	2	7	2	2	2	0	1	1	0	0	0	0	0	0	0	0	0	0	0	0	83
	F	0	0	0	2	29	30	11	1	6	4	0	4	2	0	0	0	0	1	0	1	0	0	0	0	0	0	0	91
Year 1	MF	0	0	0	9	49	28	5	3	5	4	2	3	1	1	1	0	0	1	0	0	0	0	0	0	0	0	112	
	M	0	0	0	7	20	15	3	2	2	1	2	1	0	1	1	0	0	0	0	0	0	0	0	0	0	0	55	
	F	0	0	0	2	29	13	2	1	3	3	0	2	1	0	0	0	0	1	0	0	0	0	0	0	0	0	57	
Year 2	MF	0	0	0	0	2	26	19	0	8	2	0	3	1	0	0	0	0	0	0	1	0	0	0	0	0	0	62	
	M	0	0	0	0	2	9	10	0	5	1	0	1	0	0	0	0	0	0	0	0	0	0	0	0	0	0	28	
	F	0	0	0	0	0	17	9	0	3	1	0	2	1	0	0	0	0	0	0	1	0	0	0	0	0	0	34	
Year 3	MF	z	z	z	z	z	z	z	z	z	z	z	z	z	z	z	z	z	z	z	z	z	z	z	z	z	z	z	
	M	z	z	z	z	z	z	z	z	z	z	z	z	z	z	z	z	z	z	z	z	z	z	z	z	z	z	z	
	F	z	z	z	z	z	z	z	z	z	z	z	z	z	z	z	z	z	z	z	z	z	z	z	z	z	z	z	

## 3.3.8 VOCATIONAL TECHNICAL ENROLMENTS ACCORDING TO RACE AND CITIZENSHIP BY EDUCATION LEVEL AND GENDER, 2017

Education Level	Gender	Malay		Other Indigenous		Chinese		Others		Total		
		C	NC	C	NC	C	NC	C	NC	C	NC	CNC
Vocational Technical Total	MF	151	0	22	0	1	0	0	0	174	0	174
	M	70	0	13	0	0	0	0	0	83	0	83
	F	81	0	9	0	1	0	0	0	91	0	91
Year 1	MF	95	0	16	0	1	0	0	0	112	0	112
	M	45	0	10	0	0	0	0	0	55	0	55
	F	50	0	6	0	1	0	0	0	57	0	57
Year 2	MF	56	0	6	0	0	0	0	0	62	0	62
	M	25	0	3	0	0	0	0	0	28	0	28
	F	31	0	3	0	0	0	0	0	34	0	34
Year 3	MF	z	z	z	z	z	z	z	z	z	z	z
	M	z	z	z	z	z	z	z	z	z	z	z
	F	z	z	z	z	z	z	z	z	z	z	z

**3.3.9 VOCATIONAL TECHNICAL INTAKE, ENROLMENTS, AND GRADUATES ACCORDING TO GENDER BY AWARD LEVEL, 2017**

Award Level	Intake			Enrolment			Graduates		
	MF	M	F	MF	M	F	MF	M	F
<b>Vocational Technical Total</b>	<b>112</b>	<b>55</b>	<b>57</b>	<b>174</b>	<b>83</b>	<b>91</b>	<b>242</b>	<b>110</b>	<b>132</b>
City and Guilds	85	45	40	137	70	67	210	100	110
Other Certificate	27	10	17	37	13	24	32	10	22

**3.3.10 VOCATIONAL TECHNICAL ENROLMENTS ACCORDING TO EDUCATION LEVEL AND GENDER BY AWARD LEVEL, 2017**

Award Level	Year 1			Year 2			Year 3			Total		
	MF	M	F	MF	M	F	MF	M	F	MF	M	F
<b>Vocational Technical Total</b>	<b>112</b>	<b>55</b>	<b>57</b>	<b>62</b>	<b>28</b>	<b>34</b>	<b>0</b>	<b>0</b>	<b>0</b>	<b>174</b>	<b>83</b>	<b>91</b>
City and Guilds	85	45	40	52	25	27	0	0	0	137	70	67
Other Certificate	27	10	17	10	3	7	0	0	0	37	13	24

**3.3.11 VOCATIONAL TECHNICAL ENROLMENTS ACCORDING TO EDUCATION LEVEL AND GENDER BY COURSES/PROGRAMMES, 2017**

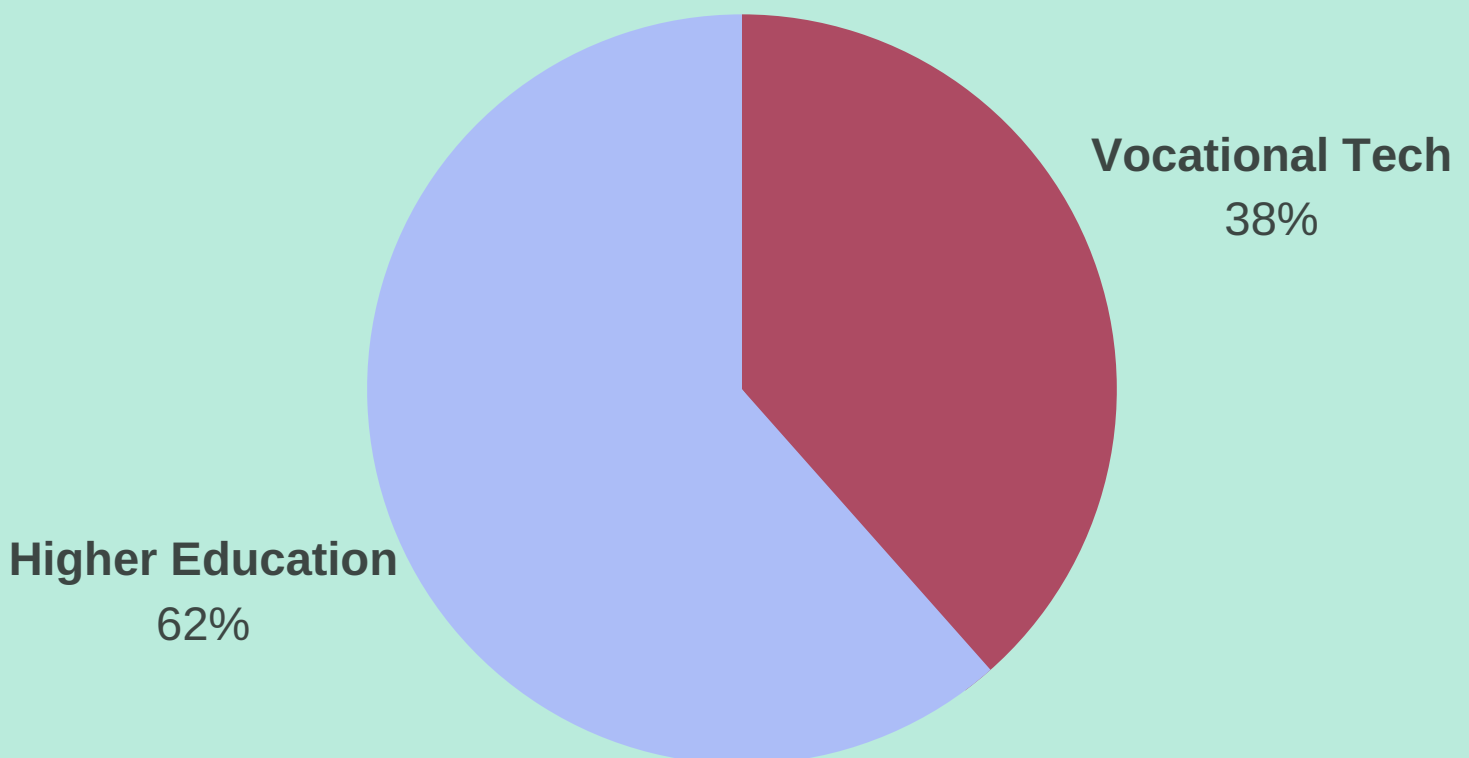
Courses / Programmes	Education Level											
	Year 1			Year 2			Year 3			Total		
	MF	M	F	MF	M	F	MF	M	F	MF	M	F
<b>Vocational Technical Total</b>	<b>112</b>	<b>55</b>	<b>57</b>	<b>62</b>	<b>28</b>	<b>34</b>	<b>0</b>	<b>0</b>	<b>0</b>	<b>174</b>	<b>83</b>	<b>91</b>
Skill Proficiency Certificate in Basic IT in Office Application System	18	6	12	11	4	7	0	z	z	29	10	19
Skill Proficiency Certificate in Basic Food Preparation	16	9	7	8	4	4	0	z	z	24	13	11
Skill Proficiency Certificate in Basic Food & Beverage Services	15	7	8	13	2	11	0	z	z	28	9	19
Skill Proficiency Certificate in Basic Fabrication,Welding & Pipework	12	9	3	8	8	0	0	z	z	20	17	3
Skill Proficiency Certificate in Basic Refrigeration & Air Conditioning	7	7	0	4	4	0	0	z	z	11	11	0
Skill Proficiency Certificate in Basic Plumbing	7	6	1	0	0	0	0	z	z	7	6	1
Level 2 Award in 2D Computer Aided Design	10	1	9	8	3	5	0	z	z	18	4	14
Kursus Asas Kemahiran Teknologi Rekaan Fesyen	8	1	7	0	0	0	0	z	z	8	1	7
Kursus Asas Kemahiran Terapi Kecantikan	9	0	9	7	0	7	0	z	z	16	0	16
Kursus Asas Kemahiran Baik Pulih Badan Kenderaan	10	9	1	3	3	0	0	z	z	13	12	1

### 3.3.12 VOCATIONAL TECHNICAL INSTRUCTORS ACCORDING TO CITIZENSHIP AND GENDER BY ACADEMIC QUALIFICATION, TERMS OF SERVICE, AGE GROUP AND YEARS OF SERVICE, 2017

Categories	Instructors								
	Citizen			Non Citizen			Total		
	MF	M	F	MF	M	F	MF	M	F
<b>Academic Qualification</b>	<b>16</b>	<b>5</b>	<b>11</b>	<b>9</b>	<b>5</b>	<b>4</b>	<b>25</b>	<b>10</b>	<b>15</b>
Ph.D.	0	0	0	0	0	0	0	0	0
Master's Degree	0	0	0	0	0	0	0	0	0
Post Graduate Diploma	0	0	0	0	0	0	0	0	0
Bachelor's Degree	0	0	0	7	4	3	7	4	3
HND, AD, Level 5 Diploma or Equivalent	3	2	1	0	0	0	3	2	1
HNC	0	0	0	0	0	0	0	0	0
BDTVEC ND, Diploma, HNTec, BTEC	2	2	0	0	0	0	2	2	0
Level 3 Diploma or Equivalent	1	0	1	0	0	0	1	0	1
NTec, Skill Certificates or Equivalent	1	0	1	0	0	0	1	0	1
City & Guilds, ONC	1	0	1	0	0	0	1	0	1
BCGCE 'A' Level, STPU, SPS, STP	2	0	2	0	0	0	2	0	2
BCGCE 'O' Level, SPU, SPS	7	1	6	0	0	0	7	1	6
Below BCGCE 'O' Level	0	0	0	1	1	0	1	1	0
Others	0	0	0	1	0	1	1	0	1
<b>Trained and Untrained</b>	<b>16</b>	<b>5</b>	<b>11</b>	<b>9</b>	<b>5</b>	<b>4</b>	<b>25</b>	<b>10</b>	<b>15</b>
Trained Teachers	8	3	5	7	5	2	15	8	7
Untrained Teachers	8	2	6	2	0	2	10	2	8
<b>Terms of Service</b>	<b>16</b>	<b>5</b>	<b>11</b>	<b>9</b>	<b>5</b>	<b>4</b>	<b>25</b>	<b>10</b>	<b>15</b>
<b>Permanent:</b>									
Pension	0	0	0	0	0	0	0	0	0
TAP	13	3	10	0	0	0	13	3	10
Month to Month	0	0	0	0	0	0	0	0	0
Probation	0	0	0	0	0	0	0	0	0
Daily Paid	0	0	0	0	0	0	0	0	0
Contract	3	2	1	9	5	4	12	7	5
CFBT	0	0	0	0	0	0	0	0	0
<b>Age Group</b>	<b>16</b>	<b>5</b>	<b>11</b>	<b>9</b>	<b>5</b>	<b>4</b>	<b>25</b>	<b>10</b>	<b>15</b>
Below 20	0	0	0	0	0	0	0	0	0
20 - 24	1	0	1	0	0	0	1	0	1
25 - 29	2	1	1	0	0	0	2	1	1
30 - 34	5	2	3	0	0	0	5	2	3
35 - 39	0	0	0	3	0	3	3	0	3
40 - 44	6	0	6	2	1	1	8	1	7
45 - 49	0	0	0	0	0	0	0	0	0
50 - 54	1	1	0	0	0	0	1	1	0
55 - 59	1	1	0	2	2	0	3	3	0
60 and Above	0	0	0	2	2	0	2	2	0
<b>Service (Years)</b>	<b>16</b>	<b>5</b>	<b>11</b>	<b>9</b>	<b>5</b>	<b>4</b>	<b>25</b>	<b>10</b>	<b>15</b>
Below 1	0	0	0	0	0	0	0	0	0
1 - 2	8	2	6	0	0	0	8	2	6
3 - 5	2	1	1	3	1	2	5	2	3
6 - 10	4	2	2	6	4	2	10	6	4
11 - 15	0	0	0	0	0	0	0	0	0
16 - 20	2	0	2	0	0	0	2	0	2
21 - 25	0	0	0	0	0	0	0	0	0
26 and Above	0	0	0	0	0	0	0	0	0



# EDUCATION STATISTICS ON PRIME MINISTER'S OFFICE 2017





**3.4.1 NUMBER OF INSTITUTIONS ACCORDING TO EDUCATION LEVEL BY DISTRICT, 2017**

District	Vocational Technical	Higher Education	Total
<b>Total</b>	<b>1</b>	<b>0</b>	<b>1</b>
Brunei Muara	1	0	1
Tutong	0	0	0
Belait	0	0	0
Temburong	0	0	0

**3.4.2 ENROLMENTS ACCORDING TO EDUCATION LEVEL AND GENDER BY DISTRICT, 2017**

District	Vocational Technical			Higher Education			Total		
	MF	M	F	MF	M	F	MF	M	F
<b>Total</b>	<b>43</b>	<b>18</b>	<b>25</b>	<b>0</b>	<b>0</b>	<b>0</b>	<b>43</b>	<b>18</b>	<b>25</b>
Brunei Muara	43	18	25	0	0	0	43	18	25
Tutong	0	0	0	0	0	0	0	0	0
Belait	0	0	0	0	0	0	0	0	0
Temburong	0	0	0	0	0	0	0	0	0

**3.4.3 NUMBER OF INSTRUCTORS/LECTURERS ACCORDING TO EDUCATION LEVEL AND GENDER BY DISTRICT, 2017**

District	Vocational Technical			Higher Education			Total		
	MF	M	F	MF	M	F	MF	M	F
<b>Total</b>	<b>12</b>	<b>4</b>	<b>8</b>	<b>0</b>	<b>0</b>	<b>0</b>	<b>12</b>	<b>4</b>	<b>8</b>
Brunei Muara	12	4	8	0	0	0	12	4	8
Tutong	0	0	0	0	0	0	0	0	0
Belait	0	0	0	0	0	0	0	0	0
Temburong	0	0	0	0	0	0	0	0	0

**3.4.4 VOCATIONAL TECHNICAL ENROLMENTS AND NUMBER OF INSTRUCTORS  
ACCORDING TO GENDER BY EDUCATION LEVEL, 2017**

Education Level	Students			Instructors		
	MF	M	F	MF	M	F
<b>Vocational Technical Total</b>	<b>43</b>	<b>18</b>	<b>25</b>	<b>12</b>	<b>4</b>	<b>8</b>
Year 1	0	0	0			
Year 2	17	6	11	12	4	8
Year 3	26	12	14			

**3.4.5 VOCATIONAL TECHNICAL ENROLMENTS ACCORDING TO EDUCATION LEVEL  
AND GENDER BY DISTRICT, 2017**

District	Year 1			Year 2			Year 3			Total		
	MF	M	F	MF	M	F	MF	M	F	MF	M	F
<b>Vocational Technical Total</b>	<b>0</b>	<b>0</b>	<b>0</b>	<b>17</b>	<b>6</b>	<b>11</b>	<b>26</b>	<b>12</b>	<b>14</b>	<b>43</b>	<b>18</b>	<b>25</b>
Brunei Muara	0	0	0	17	6	11	26	12	14	43	18	25
Tutong	0	0	0	0	0	0	0	0	0	0	0	0
Belait	0	0	0	0	0	0	0	0	0	0	0	0
Temburong	0	0	0	0	0	0	0	0	0	0	0	0

**3.4.6 VOCATIONAL TECHNICAL NUMBER OF NEW STUDENTS AND REPEATERS  
ACCORDING TO GENDER BY EDUCATION LEVEL, 2017**

Education Level	New Students			Repeaters			Total		
	MF	M	F	MF	M	F	MF	M	F
<b>Vocational Technical Total</b>	<b>43</b>	<b>18</b>	<b>25</b>	<b>0</b>	<b>0</b>	<b>0</b>	<b>43</b>	<b>18</b>	<b>25</b>
Year 1	z	z	z	z	z	z	z	z	z
Year 2	17	6	11	0	0	0	17	6	11
Year 3	26	12	14	0	0	0	26	12	14



## 3.4.7 VOCATIONAL TECHNICAL ENROLMENTS ACCORDING TO AGE AND GENDER BY EDUCATION LEVEL AND GENDER, 2017

Education Level	Gender	Age (in years)																										Total	
		≤ 15	15	16	17	18	19	20	21	22	23	24	25	26	27	28	29	30	31	32	33	34	35-39	40-44	45-49	50-54	55-59		≥ 59
Vocational Technical Total	MF	0	0	0	0	3	6	5	4	7	4	3	3	1	1	0	1	0	1	0	1	0	2	1	0	0	0	0	43
	M	0	0	0	0	1	4	3	4	1	2	0	0	0	0	0	1	0	0	0	1	0	1	0	0	0	0	0	18
	F	0	0	0	0	2	2	2	0	6	2	3	3	1	1	0	0	0	1	0	0	0	1	1	0	0	0	0	25
Year 1	MF	z	z	z	z	z	z	z	z	z	z	z	z	z	z	z	z	z	z	z	z	z	z	z	z	z	z	z	0
	M	z	z	z	z	z	z	z	z	z	z	z	z	z	z	z	z	z	z	z	z	z	z	z	z	z	z	z	0
	F	z	z	z	z	z	z	z	z	z	z	z	z	z	z	z	z	z	z	z	z	z	z	z	z	z	z	z	0
Year 2	MF	0	0	0	0	3	3	2	0	1	1	2	2	0	0	0	0	0	1	0	0	0	1	1	0	0	0	0	17
	M	0	0	0	0	1	3	1	0	1	0	0	0	0	0	0	0	0	0	0	0	0	0	0	0	0	0	0	6
	F	0	0	0	0	2	0	1	0	0	1	2	2	0	0	0	0	0	1	0	0	0	1	1	0	0	0	0	11
Year 3	MF	0	0	0	0	3	3	4	6	3	1	1	1	1	0	1	0	0	0	1	0	1	0	0	0	0	0	0	26
	M	0	0	0	0	1	2	4	0	2	0	0	0	0	0	1	0	0	0	1	0	1	0	0	0	0	0	0	12
	F	0	0	0	0	2	1	0	6	1	1	1	1	1	0	0	0	0	0	0	0	0	0	0	0	0	0	0	14

## 3.4.8 VOCATIONAL TECHNICAL ENROLMENTS ACCORDING TO RACE AND CITIZENSHIP BY EDUCATION LEVEL AND GENDER, 2017

Education Level	Gender	Malay		Other Indigenous		Chinese		Others		Total		
		C	NC	C	NC	C	NC	C	NC	C	NC	CNC
Vocational Technical Total	MF	43	0	0	0	0	0	0	0	43	0	43
	M	18	0	0	0	0	0	0	0	18	0	18
	F	25	0	0	0	0	0	0	0	25	0	25
Year 1	MF	z	z	z	z	z	z	z	z	z	z	z
	M	z	z	z	z	z	z	z	z	z	z	z
	F	z	z	z	z	z	z	z	z	z	z	z
Year 2	MF	17	0	0	0	0	0	0	0	17	0	17
	M	6	0	0	0	0	0	0	0	6	0	6
	F	11	0	0	0	0	0	0	0	11	0	11
Year 3	MF	26	0	0	0	0	0	0	0	26	0	26
	M	12	0	0	0	0	0	0	0	12	0	12
	F	14	0	0	0	0	0	0	0	14	0	14

### 3.4.9 VOCATIONAL TECHNICAL INTAKE, ENROLMENTS AND GRADUATES ACCORDING TO GENDER BY AWARD LEVEL, 2017

Award Level	Intake			Enrolment			Graduates		
	MF	M	F	MF	M	F	MF	M	F
<b>Vocational Technical Total</b>	<b>0</b>	<b>0</b>	<b>0</b>	<b>43</b>	<b>18</b>	<b>25</b>	<b>0</b>	<b>0</b>	<b>0</b>
PLKPB Certificates	0	0	0	43	18	25	0	0	0

### 3.4.10 VOCATIONAL TECHNICAL ENROLMENTS ACCORDING TO EDUCATION LEVEL AND GENDER BY AWARD LEVEL, 2017

Award Level	Year 1			Year 2			Year 3			Total		
	MF	M	F	MF	M	F	MF	M	F	MF	M	F
<b>Vocational Technical Total</b>	<b>0</b>	<b>0</b>	<b>0</b>	<b>17</b>	<b>6</b>	<b>11</b>	<b>26</b>	<b>12</b>	<b>14</b>	<b>43</b>	<b>18</b>	<b>25</b>
PLKPB Certificates	0	0	0	17	6	11	26	12	14	43	18	25

### 3.4.11 VOCATIONAL TECHNICAL ENROLMENTS ACCORDING TO EDUCATION LEVEL AND GENDER BY COURSES/PROGRAMMES, 2017

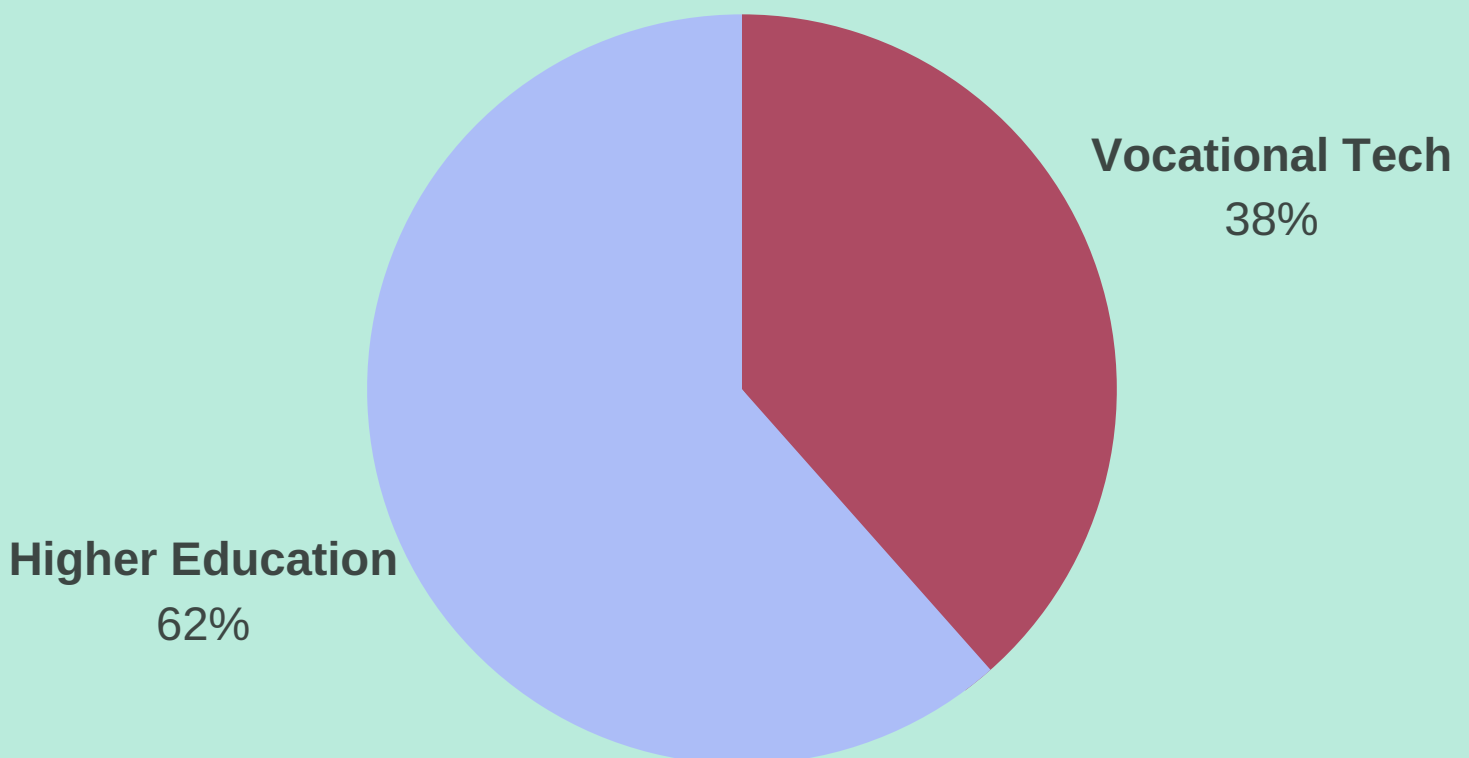
Courses / Programmes	Education Level											
	Year 1			Year 2			Year 3			Total		
	MF	M	F	MF	M	F	MF	M	F	MF	M	F
<b>Vocational Technical Total</b>	<b>z</b>	<b>z</b>	<b>z</b>	<b>17</b>	<b>6</b>	<b>11</b>	<b>26</b>	<b>12</b>	<b>14</b>	<b>43</b>	<b>18</b>	<b>25</b>
<b>Sijil Pusat Latihan Kesenian dan Pertukangan Tangan Brunei (PLKPB)</b>	<b>z</b>	<b>z</b>	<b>z</b>	<b>17</b>	<b>6</b>	<b>11</b>	<b>26</b>	<b>12</b>	<b>14</b>	<b>43</b>	<b>18</b>	<b>25</b>
Bidang Seniukir dan Keris	z	z	z	1	1	0	5	5	0	6	6	0
Bidang Perak	z	z	z	1	1	0	3	2	1	4	3	1
Bidang Tembaga	z	z	z	0	0	0	2	2	0	2	2	0
Bidang Anyaman dan Songkok	z	z	z	6	3	3	5	2	3	11	5	6
Bidang Tenunan	z	z	z	6	0	6	6	0	6	12	0	12
Bidang Seni Batik	z	z	z	3	1	2	5	1	4	8	2	6

**3.4.12 VOCATIONAL TECHNICAL INSTRUCTORS ACCORDING TO CITIZENSHIP AND GENDER BY ACADEMIC QUALIFICATION, TERMS OF SERVICE, AGE GROUP, AND YEARS OF SERVICE, 2017**

Categories	Instructors								
	Citizen			Non Citizen			Total		
	MF	M	F	MF	M	F	MF	M	F
<b>Academic Qualification</b>	<b>11</b>	<b>3</b>	<b>8</b>	<b>1</b>	<b>1</b>	<b>0</b>	<b>12</b>	<b>4</b>	<b>8</b>
Ph.D.	0	0	0	0	0	0	0	0	0
Master's Degree	0	0	0	1	1	0	1	1	0
Post Graduate Diploma	0	0	0	0	0	0	0	0	0
Bachelor's Degree	0	0	0	0	0	0	0	0	0
HND, AD, Level 5 Diploma or Equivalent	0	0	0	0	0	0	0	0	0
HNC	0	0	0	0	0	0	0	0	0
BDTVEC ND, Diploma, HNTec, BTEC	0	0	0	0	0	0	0	0	0
Level 3 Diploma or Equivalent	0	0	0	0	0	0	0	0	0
NTec, Skill Certificates or Equivalent	0	0	0	0	0	0	0	0	0
City & Guilds, ONC	1	1	0	0	0	0	1	1	0
BCGCE 'A' Level, STPU, SPS, STP	1	0	1	0	0	0	1	0	1
BCGCE 'O' Level, SPU, SPS	3	1	2	0	0	0	3	1	2
Below BCGCE 'O' Level	5	1	4	0	0	0	5	1	4
Others	1	0	1	0	0	0	1	0	1
<b>Trained and Untrained</b>	<b>11</b>	<b>3</b>	<b>8</b>	<b>1</b>	<b>1</b>	<b>0</b>	<b>12</b>	<b>4</b>	<b>8</b>
Trained Teachers	0	0	0	0	0	0	0	0	0
Untrained Teachers	11	3	8	1	1	0	12	4	8
<b>Terms of Service</b>	<b>11</b>	<b>3</b>	<b>8</b>	<b>1</b>	<b>1</b>	<b>0</b>	<b>12</b>	<b>4</b>	<b>8</b>
<b>Permanent:</b>									
Pension	0	0	0	0	0	0	0	0	0
TAP	6	0	6	0	0	0	6	0	6
Month to Month	5	3	2	0	0	0	5	3	2
Probation	0	0	0	0	0	0	0	0	0
Daily Paid	0	0	0	0	0	0	0	0	0
Contract	0	0	0	1	1	0	1	1	0
CFBT	0	0	0	0	0	0	0	0	0
<b>Age Group</b>	<b>11</b>	<b>3</b>	<b>8</b>	<b>1</b>	<b>1</b>	<b>0</b>	<b>12</b>	<b>4</b>	<b>8</b>
<20	0	0	0	0	0	0	0	0	0
20 - 24	0	0	0	0	0	0	0	0	0
25 - 29	0	0	0	0	0	0	0	0	0
30 - 34	0	0	0	0	0	0	0	0	0
35 - 39	0	0	0	0	0	0	0	0	0
40 - 44	1	0	1	0	0	0	1	0	1
45 - 49	3	0	3	0	0	0	3	0	3
50 - 54	1	0	1	0	0	0	1	0	1
55 - 59	2	1	1	0	0	0	2	1	1
60 and Above	4	2	2	1	1	0	5	3	2
<b>Service (Years)</b>	<b>11</b>	<b>3</b>	<b>8</b>	<b>1</b>	<b>1</b>	<b>0</b>	<b>12</b>	<b>4</b>	<b>8</b>
Below 1	0	0	0	0	0	0	0	0	0
1 - 2	0	0	0	0	0	0	0	0	0
3 - 5	0	0	0	0	0	0	0	0	0
6 - 10	1	0	1	0	0	0	1	0	1
11 - 15	1	0	1	0	0	0	1	0	1
16 - 20	1	0	1	0	0	0	1	0	1
21 - 25	0	0	0	0	0	0	0	0	0
26 and Above	8	3	5	1	1	0	9	4	5



# EDUCATION STATISTICS ON PRIVATE INSTITUTIONS 2017





**3.5.1 NUMBER OF INSTITUTIONS ACCORDING TO EDUCATION LEVEL BY DISTRICT, 2017**

District	Vocational Technical	Higher Education	Total
<b>Total</b>	<b>4</b>	<b>2</b>	<b>6</b>
Brunei Muara	4	2	6
Tutong	0	0	0
Belait	0	0	0
Temburong	0	0	0

**3.5.2 ENROLMENTS ACCORDING TO EDUCATION LEVEL AND GENDER BY DISTRICT, 2017**

District	Vocational Technical			Higher Education			Total		
	MF	M	F	MF	M	F	MF	M	F
<b>Total</b>	<b>806</b>	<b>408</b>	<b>398</b>	<b>1784</b>	<b>929</b>	<b>855</b>	<b>2590</b>	<b>1337</b>	<b>1253</b>
Brunei Muara	806	408	398	1784	929	855	2590	1337	1253
Tutong	0	0	0	0	0	0	0	0	0
Belait	0	0	0	0	0	0	0	0	0
Temburong	0	0	0	0	0	0	0	0	0

**3.5.3 NUMBER OF INSTRUCTORS/LECTURERS ACCORDING TO EDUCATION LEVEL AND GENDER BY DISTRICT, 2017**

District	Vocational Technical			Higher Education			Total		
	MF	M	F	MF	M	F	MF	M	F
<b>Total</b>	<b>61</b>	<b>19</b>	<b>42</b>	<b>85</b>	<b>43</b>	<b>42</b>	<b>146</b>	<b>62</b>	<b>84</b>
Brunei Muara	61	19	42	85	43	42	146	62	84
Tutong	0	0	0	0	0	0	0	0	0
Belait	0	0	0	0	0	0	0	0	0
Temburong	0	0	0	0	0	0	0	0	0

**3.5.4 ENROLMENTS AND NUMBER OF INSTRUCTORS/LECTURERS ACCORDING TO GENDER BY EDUCATION LEVEL, 2017**

Education Level	Students			Instructors/Lecturers		
	MF	M	F	MF	M	F
<b>Total</b>	<b>2590</b>	<b>1337</b>	<b>1253</b>	<b>146</b>	<b>62</b>	<b>84</b>
<b>Vocational Technical</b>	<b>806</b>	<b>408</b>	<b>398</b>	<b>61</b>	<b>19</b>	<b>42</b>
Year 1	665	354	311	61	19	42
Year 2	124	51	73			
Year 3	17	3	14			
<b>Higher Education</b>	<b>1784</b>	<b>929</b>	<b>855</b>	<b>85</b>	<b>43</b>	<b>42</b>
Year 1	935	510	425	85	43	42
Year 2	585	293	292			
Year 3	262	126	136			
Year 4	2	0	2			
Year 5	z	z	z			
Year 6	z	z	z			

### 3.5.5 VOCATIONAL TECHNICAL ENROLMENTS ACCORDING TO EDUCATION LEVEL AND GENDER BY DISTRICT, 2017

District	Year 1			Year 2			Year 3			Total		
	MF	M	F	MF	M	F	MF	M	F	MF	M	F
<b>Total</b>	<b>665</b>	<b>354</b>	<b>311</b>	<b>124</b>	<b>51</b>	<b>73</b>	<b>17</b>	<b>3</b>	<b>14</b>	<b>806</b>	<b>408</b>	<b>398</b>
Brunei Muara	665	354	311	124	51	73	17	3	14	806	408	398
Tutong	0	0	0	0	0	0	0	0	0	0	0	0
Belait	0	0	0	0	0	0	0	0	0	0	0	0
Temburong	0	0	0	0	0	0	0	0	0	0	0	0

### 3.5.6 HIGHER EDUCATION ENROLMENTS ACCORDING TO EDUCATION LEVEL AND GENDER BY DISTRICT, 2017

District	Year 1			Year 2			Year 3			Year 4			Year 5			Year 6			Total		
	MF	M	F	MF	M	F	MF	M	F	MF	M	F	MF	M	F	MF	M	F	MF	M	F
<b>Total</b>	<b>935</b>	<b>510</b>	<b>425</b>	<b>585</b>	<b>293</b>	<b>292</b>	<b>262</b>	<b>126</b>	<b>136</b>	<b>z</b>	<b>z</b>	<b>z</b>	<b>z</b>	<b>z</b>	<b>z</b>	<b>z</b>	<b>z</b>	<b>z</b>	<b>1784</b>	<b>929</b>	<b>855</b>
Brunei Muara	935	510	425	585	293	292	262	126	136	2	0	2	z	z	z	z	z	z	1784	929	855
Tutong	0	0	0	0	0	0	0	0	0	0	0	0	0	0	0	0	0	0	0	0	0
Belait	0	0	0	0	0	0	0	0	0	0	0	0	0	0	0	0	0	0	0	0	0
Temburong	0	0	0	0	0	0	0	0	0	0	0	0	0	0	0	0	0	0	0	0	0

### 3.5.7 VOCATIONAL TECHNICAL NUMBER OF NEW STUDENTS AND REPEATERS ACCORDING TO GENDER BY INSTITUTION AND EDUCATION LEVEL, 2017

Education Level	New Students			Repeaters			Total		
	MF	M	F	MF	M	F	MF	M	F
<b>Vocational Technical Total</b>	<b>806</b>	<b>408</b>	<b>398</b>	<b>0</b>	<b>0</b>	<b>0</b>	<b>806</b>	<b>408</b>	<b>398</b>
<b>Year 1</b>	<b>665</b>	<b>354</b>	<b>311</b>	<b>0</b>	<b>0</b>	<b>0</b>	<b>665</b>	<b>354</b>	<b>311</b>
<b>Year 2</b>	<b>124</b>	<b>51</b>	<b>73</b>	<b>0</b>	<b>0</b>	<b>0</b>	<b>124</b>	<b>51</b>	<b>73</b>
<b>Year 3</b>	<b>17</b>	<b>3</b>	<b>14</b>	<b>0</b>	<b>0</b>	<b>0</b>	<b>17</b>	<b>3</b>	<b>14</b>
<b>CCCT</b>	<b>324</b>	<b>172</b>	<b>152</b>	<b>0</b>	<b>0</b>	<b>0</b>	<b>324</b>	<b>172</b>	<b>152</b>
Year 1	251	135	116	0	0	0	251	135	116
Year 2	73	37	36	0	0	0	73	37	36
Year 3	0	0	0	0	0	0	0	0	0
<b>KEMUDA Institute</b>	<b>153</b>	<b>74</b>	<b>79</b>	<b>0</b>	<b>0</b>	<b>0</b>	<b>153</b>	<b>74</b>	<b>79</b>
Year 1	130	66	64	0	0	0	130	66	64
Year 2	23	8	15	0	0	0	23	8	15
Year 3	0	0	0	0	0	0	0	0	0
<b>MIC</b>	<b>198</b>	<b>125</b>	<b>73</b>	<b>0</b>	<b>0</b>	<b>0</b>	<b>198</b>	<b>125</b>	<b>73</b>
Year 1	198	125	73	0	0	0	198	125	73
Year 2	0	0	0	0	0	0	0	0	0
Year 3	0	0	0	0	0	0	0	0	0
<b>BICPA</b>	<b>131</b>	<b>37</b>	<b>94</b>	<b>0</b>	<b>0</b>	<b>0</b>	<b>131</b>	<b>37</b>	<b>94</b>
Year 1	86	28	58	0	0	0	86	28	58
Year 2	28	6	22	0	0	0	28	6	22
Year 3	17	3	14	0	0	0	17	3	14



**3.5.8 HIGHER EDUCATION NUMBER OF NEW STUDENTS AND REPEATERS ACCORDING TO GENDER BY INSTITUTION AND EDUCATION LEVEL, 2017**

Education Level	New Students			Repeaters			Total		
	MF	M	F	MF	M	F	MF	M	F
<b>Higher Education Total</b>	<b>1766</b>	<b>921</b>	<b>845</b>	<b>16</b>	<b>8</b>	<b>8</b>	<b>1782</b>	<b>929</b>	<b>853</b>
Year 1	924	503	421	11	7	4	935	510	425
Year 2	583	292	291	2	1	1	585	293	292
Year 3	259	126	133	3	0	3	262	126	136
Year 4	2	0	2	0	0	0	2	0	2
Year 4	0	0	0	0	0	0	0	0	0
Year 4	0	0	0	0	0	0	0	0	0
<b>Kolej IGS</b>	<b>509</b>	<b>266</b>	<b>243</b>	<b>14</b>	<b>8</b>	<b>6</b>	<b>523</b>	<b>274</b>	<b>249</b>
Year 1	265	142	123	9	7	2	274	149	125
Year 2	131	62	69	2	1	1	133	63	70
Year 3	111	62	49	3	0	3	114	62	52
Year 4	2	0	2	0	0	0	2	0	2
Year 5	z	z	z	z	z	z	z	z	z
Year 6	z	z	z	z	z	z	z	z	z
<b>LCB</b>	<b>1259</b>	<b>655</b>	<b>604</b>	<b>2</b>	<b>0</b>	<b>2</b>	<b>1261</b>	<b>655</b>	<b>606</b>
Year 1	659	361	298	2	0	2	661	361	300
Year 2	452	230	222	0	0	0	452	230	222
Year 3	148	64	84	0	0	0	148	64	84
Year 4	z	z	z	z	z	z	z	z	z
Year 5	z	z	z	z	z	z	z	z	z
Year 6	z	z	z	z	z	z	z	z	z

## 3.5.9 VOCATIONAL TECHNICAL ENROLMENTS ACCORDING TO AGE BY EDUCATION LEVEL, INSTITUTION, AND GENDER , 2017

Education Level	Gender	Age (in years)																											Total	
		≤ 15	15	16	17	18	19	20	21	22	23	24	25	26	27	28	29	30	31	32	33	34	35-39	40-44	45-49	50-54	55-59	≥ 60		
<b>Vocational Technical Total</b>	<b>MF</b>	0	0	9	58	98	127	105	80	73	59	45	24	19	18	15	20	12	10	8	5	8	6	3	2	1	1	0	0	806
	<b>M</b>	0	0	3	34	58	75	47	42	39	27	22	10	5	6	10	9	6	3	4	1	2	3	1	1	0	0	0	408	
	<b>F</b>	0	0	6	24	40	52	58	38	34	32	23	14	14	12	5	11	6	7	4	4	6	3	2	1	1	1	0	398	
Year 1	<b>MF</b>	0	0	9	58	98	124	101	75	61	49	26	15	6	9	5	8	2	3	3	2	3	4	3	1	0	0	0	665	
	<b>M</b>	0	0	3	34	58	75	46	42	33	23	14	8	2	3	5	3	0	1	1	0	0	1	1	1	0	0	0	354	
	<b>F</b>	0	0	6	24	40	49	55	33	28	26	12	7	4	6	0	5	2	2	2	2	3	3	2	0	0	0	0	311	
Year 2	<b>MF</b>	0	0	0	0	0	3	4	5	12	8	16	9	11	7	10	9	10	7	5	3	3	0	0	1	1	0	0	124	
	<b>M</b>	0	0	0	0	0	0	1	0	6	4	8	2	3	3	5	5	6	2	3	1	2	0	0	0	0	0	0	51	
	<b>F</b>	0	0	0	0	0	3	3	5	6	4	8	7	8	4	5	4	4	5	2	2	1	0	0	1	1	0	0	73	
Year 3	<b>MF</b>	0	0	0	0	0	0	0	0	0	2	3	0	2	2	0	3	0	0	0	0	2	2	0	0	0	1	0	17	
	<b>M</b>	0	0	0	0	0	0	0	0	0	0	0	0	0	0	0	1	0	0	0	0	0	2	0	0	0	0	0	3	
	<b>F</b>	0	0	0	0	0	0	0	0	0	2	3	0	2	2	0	2	0	0	0	0	2	0	0	0	0	1	0	14	
<b>CCCT</b>	<b>MF</b>	0	0	8	26	30	44	37	38	23	18	21	13	13	7	10	10	9	7	5	2	3	0	0	0	0	0	0	324	
	<b>M</b>	0	0	2	17	16	30	16	20	10	8	12	6	5	5	6	6	5	2	3	1	2	0	0	0	0	0	0	172	
	<b>F</b>	0	0	6	9	14	14	21	18	13	10	9	7	8	2	4	4	4	5	2	1	1	0	0	0	0	0	0	152	
Year 1	<b>MF</b>	0	0	8	26	30	44	37	38	21	17	13	7	4	2	2	2	0	0	0	0	0	0	0	0	0	0	0	251	
	<b>M</b>	0	0	2	17	16	30	16	20	8	7	7	4	2	2	2	2	0	0	0	0	0	0	0	0	0	0	0	135	
	<b>F</b>	0	0	6	9	14	14	21	18	13	10	6	3	2	0	0	0	0	0	0	0	0	0	0	0	0	0	0	116	
Year 2	<b>MF</b>	0	0	0	0	0	0	0	0	2	1	8	6	9	5	8	8	9	7	5	2	3	0	0	0	0	0	0	73	
	<b>M</b>	0	0	0	0	0	0	0	0	2	1	5	2	3	3	4	4	5	2	3	1	2	0	0	0	0	0	0	37	
	<b>F</b>	0	0	0	0	0	0	0	0	0	0	3	4	6	2	4	4	4	5	2	1	1	0	0	0	0	0	0	36	
Year 3	<b>MF</b>	z	z	z	z	z	z	z	z	z	z	z	z	z	z	z	z	z	z	z	z	z	z	z	z	z	z	z	0	
	<b>M</b>	z	z	z	z	z	z	z	z	z	z	z	z	z	z	z	z	z	z	z	z	z	z	z	z	z	z	z	0	
	<b>F</b>	z	z	z	z	z	z	z	z	z	z	z	z	z	z	z	z	z	z	z	z	z	z	z	z	z	z	z	0	
<b>KEMUDA Institute</b>	<b>MF</b>	0	0	0	11	26	27	32	14	15	11	8	3	1	2	0	0	0	1	0	0	0	1	1	0	0	0	0	153	
	<b>M</b>	0	0	0	5	19	14	10	4	8	5	4	1	0	1	0	0	0	1	0	0	0	1	1	0	0	0	0	74	
	<b>F</b>	0	0	0	6	7	13	22	10	7	6	4	2	1	1	0	0	0	0	0	0	0	0	0	0	0	0	0	79	
Year 1	<b>MF</b>	0	0	0	11	26	27	31	10	7	7	4	2	0	2	0	0	0	1	0	0	0	1	1	0	0	0	0	130	
	<b>M</b>	0	0	0	5	19	14	10	4	5	2	2	1	0	1	0	0	0	1	0	0	0	1	1	0	0	0	0	66	
	<b>F</b>	0	0	0	6	7	13	21	6	2	5	2	1	0	1	0	0	0	0	0	0	0	0	0	0	0	0	0	64	
Year 2	<b>MF</b>	0	0	0	0	0	0	1	4	8	4	4	1	1	0	0	0	0	0	0	0	0	0	0	0	0	0	0	23	
	<b>M</b>	0	0	0	0	0	0	0	3	3	2	0	0	0	0	0	0	0	0	0	0	0	0	0	0	0	0	0	8	
	<b>F</b>	0	0	0	0	0	0	1	4	5	1	2	1	1	0	0	0	0	0	0	0	0	0	0	0	0	0	0	15	
Year 3	<b>MF</b>	z	z	z	z	z	z	z	z	z	z	z	z	z	z	z	z	z	z	z	z	z	z	z	z	z	z	z	z	
	<b>M</b>	z	z	z	z	z	z	z	z	z	z	z	z	z	z	z	z	z	z	z	z	z	z	z	z	z	z	z	z	
	<b>F</b>	z	z	z	z	z	z	z	z	z	z	z	z	z	z	z	z	z	z	z	z	z	z	z	z	z	z	z	z	

## 3.5.9 VOCATIONAL TECHNICAL ENROLMENTS ACCORDING TO AGE BY EDUCATION LEVEL, INSTITUTION, AND GENDER , 2017

Education Level	Gender	Age (in years)																										Total	
		≤ 15	15	16	17	18	19	20	21	22	23	24	25	26	27	28	29	30	31	32	33	34	35-39	40-44	45-49	50-54	55-59		≥ 60
MIC	MF	0	0	1	19	30	44	25	24	26	18	6	1	1	1	0	2	0	0	0	0	0	0	0	0	0	0	0	198
	M	0	0	1	11	17	28	17	17	17	10	5	1	0	0	0	1	0	0	0	0	0	0	0	0	0	0	0	125
	F	0	0	0	8	13	16	8	7	9	8	1	0	1	1	0	1	0	0	0	0	0	0	0	0	0	0	0	73
Year 1	MF	0	0	1	19	30	44	25	24	26	18	6	1	1	1	0	2	0	0	0	0	0	0	0	0	0	0	198	
	M	0	0	1	11	17	28	17	17	17	10	5	1	0	0	0	1	0	0	0	0	0	0	0	0	0	0	125	
	F	0	0	0	8	13	16	8	7	9	8	1	0	1	1	0	1	0	0	0	0	0	0	0	0	0	0	73	
Year 2	MF	0	0	0	0	0	0	0	0	0	0	0	0	0	0	0	0	0	0	0	0	0	0	0	0	0	0	0	
	M	0	0	0	0	0	0	0	0	0	0	0	0	0	0	0	0	0	0	0	0	0	0	0	0	0	0	0	
	F	0	0	0	0	0	0	0	0	0	0	0	0	0	0	0	0	0	0	0	0	0	0	0	0	0	0	0	
Year 3	MF	z	z	z	z	z	z	z	z	z	z	z	z	z	z	z	z	z	z	z	z	z	z	z	z	z	z	z	
	M	z	z	z	z	z	z	z	z	z	z	z	z	z	z	z	z	z	z	z	z	z	z	z	z	z	z	z	
	F	z	z	z	z	z	z	z	z	z	z	z	z	z	z	z	z	z	z	z	z	z	z	z	z	z	z	z	
BICPA	MF	0	0	0	2	12	12	11	4	9	12	10	7	4	8	5	8	3	2	3	3	5	5	2	2	1	1	0	131
	M	0	0	0	1	6	3	4	1	4	4	1	2	0	0	4	2	1	0	1	0	0	2	0	1	0	0	37	
	F	0	0	0	1	6	9	7	3	5	8	9	5	4	8	1	6	2	2	2	3	5	3	2	1	1	1	0	94
Year 1	MF	0	0	0	2	12	9	8	3	7	7	3	5	1	4	3	4	2	2	3	2	3	3	2	1	0	0	86	
	M	0	0	0	1	6	3	3	1	3	4	0	2	0	0	3	0	0	0	1	0	0	0	0	1	0	0	28	
	F	0	0	0	1	6	6	5	2	4	3	3	3	1	4	0	4	2	2	2	2	3	3	2	0	0	0	58	
Year 2	MF	0	0	0	0	0	3	3	1	2	3	4	2	1	2	2	1	1	0	0	1	0	0	0	1	1	0	28	
	M	0	0	0	0	0	0	1	0	1	0	1	0	0	0	1	1	1	0	0	0	0	0	0	0	0	0	6	
	F	0	0	0	0	0	3	2	1	1	3	3	2	1	2	1	0	0	0	0	1	0	0	0	1	1	0	22	
Year 3	MF	0	0	0	0	0	0	0	0	0	2	3	0	2	2	0	3	0	0	0	0	2	2	0	0	0	1	0	17
	M	0	0	0	0	0	0	0	0	0	0	0	0	0	0	0	1	0	0	0	0	0	2	0	0	0	0	3	
	F	0	0	0	0	0	0	0	0	0	0	2	3	0	2	2	0	2	0	0	0	0	0	0	0	0	1	0	14

## 3.5.10 HIGHER EDUCATION ENROLMENTS ACCORDING TO AGE BY EDUCATION LEVEL, INSTITUTION, AND GENDER , 2017

Education Level	Gender	Age (in years)																										Total	
		≤ 15	15	16	17	18	19	20	21	22	23	24	25	26	27	28	29	30	31	32	33	34	35-39	40-44	45-49	50-54	55-59		≥ 60
Higher Education Total	MF	0	0	7	75	227	254	292	224	149	90	73	53	38	47	40	26	37	30	24	28	21	37	3	6	1	0	0	1782
	M	0	0	1	32	115	134	155	115	88	43	43	30	14	26	20	17	16	13	11	19	13	18	2	4	0	0	0	929
	F	0	0	6	43	112	120	137	109	61	47	30	23	24	21	20	9	21	17	13	9	8	19	1	2	1	0	0	853
Year 1	MF	0	0	7	75	173	158	170	112	79	32	15	9	10	17	11	10	13	11	4	8	3	12	1	4	1	0	0	935
	M	0	0	1	32	88	85	92	55	56	22	10	4	5	10	8	7	7	6	3	8	3	6	0	2	0	0	0	510
	F	0	0	6	43	85	73	78	57	23	10	5	5	5	7	3	3	6	5	1	0	0	6	1	2	1	0	0	425
Year 2	MF	0	0	0	0	54	92	103	95	44	23	16	26	12	17	14	6	15	12	12	14	10	20	0	0	0	0	0	585
	M	0	0	0	0	27	46	54	52	22	5	7	14	6	10	5	4	5	4	5	9	7	11	0	0	0	0	0	293
	F	0	0	0	0	27	46	49	43	22	18	9	12	6	7	9	2	10	8	7	5	3	9	0	0	0	0	0	292
Year 3	MF	0	0	0	0	0	4	19	17	26	35	42	18	16	13	15	10	9	7	8	6	8	5	2	2	0	0	0	262
	M	0	0	0	0	0	3	9	8	10	16	26	12	3	6	7	6	4	3	3	2	3	1	2	2	0	0	0	126
	F	0	0	0	0	0	1	10	9	16	19	16	6	13	7	8	4	5	4	5	4	5	4	0	0	0	0	0	136
Year 4	MF	z	z	z	z	z	z	z	z	z	z	z	z	z	z	z	z	z	z	z	z	z	z	z	z	z	z	z	0
	M	z	z	z	z	z	z	z	z	z	z	z	z	z	z	z	z	z	z	z	z	z	z	z	z	z	z	z	0
	F	z	z	z	z	z	z	z	z	z	z	z	z	z	z	z	z	z	z	z	z	z	z	z	z	z	z	z	0
Year 5	MF	z	z	z	z	z	z	z	z	z	z	z	z	z	z	z	z	z	z	z	z	z	z	z	z	z	z	z	0
	M	z	z	z	z	z	z	z	z	z	z	z	z	z	z	z	z	z	z	z	z	z	z	z	z	z	z	z	0
	F	z	z	z	z	z	z	z	z	z	z	z	z	z	z	z	z	z	z	z	z	z	z	z	z	z	z	z	0
Year 6	MF	z	z	z	z	z	z	z	z	z	z	z	z	z	z	z	z	z	z	z	z	z	z	z	z	z	z	z	0
	M	z	z	z	z	z	z	z	z	z	z	z	z	z	z	z	z	z	z	z	z	z	z	z	z	z	z	z	0
	F	z	z	z	z	z	z	z	z	z	z	z	z	z	z	z	z	z	z	z	z	z	z	z	z	z	z	z	0

## 3.5.10 HIGHER EDUCATION ENROLMENTS ACCORDING TO AGE BY EDUCATION LEVEL, INSTITUTION, AND GENDER , 2017

Education Level	Gender	Age (in years)																									Total		
		≤ 15	15	16	17	18	19	20	21	22	23	24	25	26	27	28	29	30	31	32	33	34	35-39	40-44	45-49	50-54		55-59	≥ 60
Kolej IGS	MF	0	0	6	27	39	48	61	62	67	44	44	22	15	20	13	9	3	6	3	4	3	17	2	6	0	0	0	521
	M	0	0	1	13	23	29	30	35	36	17	22	16	3	11	7	7	1	1	3	4	1	8	2	4	0	0	0	274
	F	0	0	5	14	16	19	31	27	31	27	22	6	12	9	6	2	2	5	0	0	2	9	0	2	0	0	0	247
Year 1	MF	0	0	6	27	33	37	39	30	35	12	7	4	6	8	3	5	2	3	1	2	0	10	0	4	0	0	0	274
	M	0	0	1	13	19	22	21	17	23	6	2	1	2	4	3	3	0	1	1	2	0	6	0	2	0	0	0	149
	F	0	0	5	14	14	15	18	13	12	6	5	3	4	4	0	2	2	2	0	0	0	4	0	2	0	0	0	125
Year 2	MF	0	0	0	0	6	7	19	27	17	14	10	11	2	6	4	0	0	3	0	2	0	5	0	0	0	0	0	133
	M	0	0	0	0	4	4	8	16	9	2	3	8	1	2	2	0	0	0	0	2	0	2	0	0	0	0	0	63
	F	0	0	0	0	2	3	11	11	8	12	7	3	1	4	2	0	0	3	0	0	0	3	0	0	0	0	0	70
Year 3	MF	0	0	0	0	0	4	3	5	15	18	27	7	7	6	6	4	1	0	2	0	3	2	2	2	0	0	0	114
	M	0	0	0	0	0	3	1	2	4	9	17	7	0	5	2	4	1	0	2	0	1	0	2	2	0	0	0	62
	F	0	0	0	0	0	1	2	3	11	9	10	0	7	1	4	0	0	0	0	0	2	2	0	0	0	0	0	52
Year 4	MF	0	0	0	0	0	0	0	0	0	0	0	0	1	0	0	0	0	0	0	0	0	0	1	0	0	0	0	2
	M	0	0	0	0	0	0	0	0	0	0	0	0	0	0	0	0	0	0	0	0	0	0	0	0	0	0	0	0
	F	0	0	0	0	0	0	0	0	0	0	0	0	1	0	0	0	0	0	0	0	0	0	1	0	0	0	0	2
Year 5	MF	z	z	z	z	z	z	z	z	z	z	z	z	z	z	z	z	z	z	z	z	z	z	z	z	z	z	z	0
	M	z	z	z	z	z	z	z	z	z	z	z	z	z	z	z	z	z	z	z	z	z	z	z	z	z	z	z	0
	F	z	z	z	z	z	z	z	z	z	z	z	z	z	z	z	z	z	z	z	z	z	z	z	z	z	z	z	0
Year 6	MF	z	z	z	z	z	z	z	z	z	z	z	z	z	z	z	z	z	z	z	z	z	z	z	z	z	z	z	0
	M	z	z	z	z	z	z	z	z	z	z	z	z	z	z	z	z	z	z	z	z	z	z	z	z	z	z	z	0
	F	z	z	z	z	z	z	z	z	z	z	z	z	z	z	z	z	z	z	z	z	z	z	z	z	z	z	z	0

## 3.5.10 HIGHER EDUCATION ENROLMENTS ACCORDING TO AGE BY EDUCATION LEVEL, INSTITUTION, AND GENDER , 2017

Education Level	Gender	Age (in years)																								Total			
		≤ 15	15	16	17	18	19	20	21	22	23	24	25	26	27	28	29	30	31	32	33	34	35-39	40-44	45-49		50-54	55-59	≥ 60
LCB	MF	0	0	1	48	188	206	231	162	82	46	29	31	23	27	27	17	34	24	21	24	18	20	1	0	1	0	0	1261
	M	0	0	0	19	92	105	125	80	52	26	21	14	11	15	13	10	15	12	8	15	12	10	0	0	0	0	0	655
	F	0	0	1	29	96	101	106	82	30	20	8	17	12	12	14	7	19	12	13	9	6	10	1	0	1	0	0	606
Year 1	MF	0	0	1	48	140	121	131	82	44	20	8	5	4	9	8	5	11	8	3	6	3	2	1	0	1	0	0	661
	M	0	0	0	19	69	63	71	38	33	16	8	3	3	6	5	4	7	5	2	6	3	0	0	0	0	0	0	361
	F	0	0	1	29	71	58	60	44	11	4	0	2	1	3	3	1	4	3	1	0	0	2	1	0	1	0	0	300
Year 2	MF	0	0	0	0	48	85	84	68	27	9	6	15	10	11	10	6	15	9	12	12	10	15	0	0	0	0	0	452
	M	0	0	0	0	23	42	46	36	13	3	4	6	5	8	3	4	5	4	5	7	7	9	0	0	0	0	0	230
	F	0	0	0	0	25	43	38	32	14	6	2	9	5	3	7	2	10	5	7	5	3	6	0	0	0	0	0	222
Year 3	MF	0	0	0	0	0	0	16	12	11	17	15	11	9	7	9	6	8	7	6	6	5	3	0	0	0	0	0	148
	M	0	0	0	0	0	0	8	6	6	7	9	5	3	1	5	2	3	3	1	2	2	1	0	0	0	0	0	64
	F	0	0	0	0	0	0	8	6	5	10	6	6	6	6	4	4	5	4	5	4	3	2	0	0	0	0	0	84
Year 4	MF	z	z	z	z	z	z	z	z	z	z	z	z	z	z	z	z	z	z	z	z	z	z	z	z	z	z	z	0
	M	z	z	z	z	z	z	z	z	z	z	z	z	z	z	z	z	z	z	z	z	z	z	z	z	z	z	z	0
	F	z	z	z	z	z	z	z	z	z	z	z	z	z	z	z	z	z	z	z	z	z	z	z	z	z	z	z	0
Year 5	MF	z	z	z	z	z	z	z	z	z	z	z	z	z	z	z	z	z	z	z	z	z	z	z	z	z	z	z	0
	M	z	z	z	z	z	z	z	z	z	z	z	z	z	z	z	z	z	z	z	z	z	z	z	z	z	z	z	0
	F	z	z	z	z	z	z	z	z	z	z	z	z	z	z	z	z	z	z	z	z	z	z	z	z	z	z	z	0
Year 6	MF	z	z	z	z	z	z	z	z	z	z	z	z	z	z	z	z	z	z	z	z	z	z	z	z	z	z	z	0
	M	z	z	z	z	z	z	z	z	z	z	z	z	z	z	z	z	z	z	z	z	z	z	z	z	z	z	z	0
	F	z	z	z	z	z	z	z	z	z	z	z	z	z	z	z	z	z	z	z	z	z	z	z	z	z	z	z	0

**3.5.11 VOCATIONAL TECHNICAL ENROLMENTS ACCORDING TO RACE AND CITIZENSHIP BY EDUCATION LEVEL AND GENDER, 2017**

Education Level	Gender	Race										
		Malay		Other Indigenous		Chinese		Others		Total		
		C	NC	C	NC	C	NC	C	NC	C	NC	CNC
<b>Vocational Technical</b>	MF	657	10	11	0	53	53	0	22	721	85	806
	M	353	5	5	0	23	11	0	11	381	27	408
	F	304	5	6	0	30	42	0	11	340	58	398
Year 1	MF	560	9	5	0	35	36	0	20	600	65	665
	M	306	5	4	0	18	10	0	11	328	26	354
	F	254	4	1	0	17	26	0	9	272	39	311
Year 2	MF	94	1	5	0	11	11	0	2	110	14	124
	M	46	0	0	0	4	1	0	0	50	1	51
	F	48	1	5	0	7	10	0	2	60	13	73
Year 3	MF	3	0	1	0	7	6	0	0	11	6	17
	M	1	0	1	0	1	0	0	0	3	0	3
	F	2	0	0	0	6	6	0	0	8	6	14
<b>CCCT</b>	MF	297	1	7	0	8	1	0	10	312	12	324
	M	156	1	2	0	5	1	0	7	163	9	172
	F	141	0	5	0	3	0	0	3	149	3	152
Year 1	MF	231	1	2	0	6	1	0	10	239	12	251
	M	121	1	2	0	3	1	0	7	126	9	135
	F	110	0	0	0	3	0	0	3	113	3	116
Year 2	MF	66	0	5	0	2	0	0	0	73	0	73
	M	35	0	0	0	2	0	0	0	37	0	37
	F	31	0	5	0	0	0	0	0	36	0	36
Year 3	MF	0	0	0	0	0	0	0	0	0	0	0
	M	0	0	0	0	0	0	0	0	0	0	0
	F	0	0	0	0	0	0	0	0	0	0	0
<b>KEMUDA Institute</b>	MF	145	6	0	0	2	0	0	0	147	6	153
	M	70	2	0	0	2	0	0	0	72	2	74
	F	75	4	0	0	0	0	0	0	75	4	79
Year 1	MF	123	5	0	0	2	0	0	0	125	5	130
	M	62	2	0	0	2	0	0	0	64	2	66
	F	61	3	0	0	0	0	0	0	61	3	64
Year 2	MF	22	1	0	0	0	0	0	0	22	1	23
	M	8	0	0	0	0	0	0	0	8	0	8
	F	14	1	0	0	0	0	0	0	14	1	15
Year 3	MF	Z	Z	Z	Z	Z	Z	Z	Z	Z	Z	Z
	M	Z	Z	Z	Z	Z	Z	Z	Z	Z	Z	Z
	F	Z	Z	Z	Z	Z	Z	Z	Z	Z	Z	Z
<b>MIC</b>	MF	180	3	2	0	3	5	0	5	185	13	198
	M	113	2	1	0	2	5	0	2	116	9	125
	F	67	1	1	0	1	0	0	3	69	4	73
Year 1	MF	180	3	2	0	3	5	0	5	185	13	198
	M	113	2	1	0	2	5	0	2	116	9	125
	F	67	1	1	0	1	0	0	3	69	4	73
Year 2	MF	0	0	0	0	0	0	0	0	0	0	0
	M	0	0	0	0	0	0	0	0	0	0	0
	F	0	0	0	0	0	0	0	0	0	0	0
Year 3	MF	0	0	0	0	0	0	0	0	0	0	0
	M	0	0	0	0	0	0	0	0	0	0	0
	F	0	0	0	0	0	0	0	0	0	0	0
<b>BICPA</b>	MF	35	0	2	0	40	47	0	7	77	54	131
	M	14	0	2	0	14	5	0	2	30	7	37
	F	21	0	0	0	26	42	0	5	47	47	94
Year 1	MF	26	0	1	0	24	30	0	5	51	35	86
	M	10	0	1	0	11	4	0	2	22	6	28
	F	16	0	0	0	13	26	0	3	29	29	58
Year 2	MF	6	0	0	0	9	11	0	2	15	13	28
	M	3	0	0	0	2	1	0	0	5	1	6
	F	3	0	0	0	7	10	0	2	10	12	22
Year 3	MF	3	0	1	0	7	6	0	0	11	6	17
	M	1	0	1	0	1	0	0	0	3	0	3
	F	2	0	0	0	6	6	0	0	8	6	14

**3.5.12 HIGHER EDUCATION ENROLMENTS ACCORDING TO RACE AND CITIZENSHIP BY EDUCATION LEVEL AND GENDER, 2017**

Education Level	Gender	Race										
		Malay		Other Indigenous		Chinese		Others		Total		
		C	NC	C	NC	C	NC	C	NC	C	NC	CNC
<b>Higher Education Total</b>	<b>MF</b>	1668	4	6	22	70	2	6	6	1750	34	1784
	<b>M</b>	868	1	1	11	37	0	5	6	911	18	929
	<b>F</b>	800	3	5	11	33	2	1	0	839	16	855
Year 1	<b>MF</b>	876	2	1	16	35	1	1	3	913	22	935
	<b>M</b>	476	1	1	11	17	0	1	3	495	15	510
	<b>F</b>	400	1	0	5	18	1	0	0	418	7	425
Year 2	<b>MF</b>	552	1	4	4	18	0	3	3	577	8	585
	<b>M</b>	277	0	0	0	11	0	2	3	290	3	293
	<b>F</b>	275	1	4	4	7	0	1	0	287	5	292
Year 3	<b>MF</b>	238	1	1	2	17	1	2	0	258	4	262
	<b>M</b>	115	0	0	0	9	0	2	0	126	0	126
	<b>F</b>	123	1	1	2	8	1	0	0	132	4	136
Year 4	<b>MF</b>	2	0	0	0	0	0	0	0	2	0	2
	<b>M</b>	0	0	0	0	0	0	0	0	0	0	0
	<b>F</b>	2	0	0	0	0	0	0	0	2	0	2
Year 5	<b>MF</b>	z	z	z	z	z	z	z	z	z	z	z
	<b>M</b>	z	z	z	z	z	z	z	z	z	z	z
	<b>F</b>	z	z	z	z	z	z	z	z	z	z	z
Year 6	<b>MF</b>	z	z	z	z	z	z	z	z	z	z	z
	<b>M</b>	z	z	z	z	z	z	z	z	z	z	z
	<b>F</b>	z	z	z	z	z	z	z	z	z	z	z
<b>Kolej IGS</b>	<b>MF</b>	477	4	6	2	20	2	6	6	509	14	523
	<b>M</b>	251	1	1	2	8	0	5	6	265	9	274
	<b>F</b>	226	3	5	0	12	2	1	0	244	5	249
Year 1	<b>MF</b>	253	2	1	2	11	1	1	3	266	8	274
	<b>M</b>	138	1	1	2	3	0	1	3	143	6	149
	<b>F</b>	115	1	0	0	8	1	0	0	123	2	125
Year 2	<b>MF</b>	120	1	4	0	2	0	3	3	129	4	133
	<b>M</b>	58	0	0	0	0	0	2	3	60	3	63
	<b>F</b>	62	1	4	0	2	0	1	0	69	1	70
Year 3	<b>MF</b>	102	1	1	0	7	1	2	0	112	2	114
	<b>M</b>	55	0	0	0	5	0	2	0	62	0	62
	<b>F</b>	47	1	1	0	2	1	0	0	50	2	52
Year 4	<b>MF</b>	2	0	0	0	0	0	0	0	2	0	2
	<b>M</b>	0	0	0	0	0	0	0	0	0	0	0
	<b>F</b>	2	0	0	0	0	0	0	0	2	0	2
Year 5	<b>MF</b>	z	z	z	z	z	z	z	z	z	z	z
	<b>M</b>	z	z	z	z	z	z	z	z	z	z	z
	<b>F</b>	z	z	z	z	z	z	z	z	z	z	z
Year 6	<b>MF</b>	z	z	z	z	z	z	z	z	z	z	z
	<b>M</b>	z	z	z	z	z	z	z	z	z	z	z
	<b>F</b>	z	z	z	z	z	z	z	z	z	z	z



**3.5.12 HIGHER EDUCATION ENROLMENTS ACCORDING TO RACE AND  
CITIZENSHIP BY EDUCATION LEVEL AND GENDER, 2017**

Education Level	Gender	Race										
		Malay		Other Indigenous		Chinese		Others		Total		
		C	NC	C	NC	C	NC	C	NC	C	NC	CNC
LCB	MF	1191	0	0	20	50	0	0	0	1241	20	1261
	M	617	0	0	9	29	0	0	0	646	9	655
	F	574	0	0	11	21	0	0	0	595	11	606
Year 1	MF	623	0	0	14	24	0	0	0	647	14	661
	M	338	0	0	9	14	0	0	0	352	9	361
	F	285	0	0	5	10	0	0	0	295	5	300
Year 2	MF	432	0	0	4	16	0	0	0	448	4	452
	M	219	0	0	0	11	0	0	0	230	0	230
	F	213	0	0	4	5	0	0	0	218	4	222
Year 3	MF	136	0	0	2	10	0	0	0	146	2	148
	M	60	0	0	0	4	0	0	0	64	0	64
	F	76	0	0	2	6	0	0	0	82	2	84
Year 4	MF	Z	Z	Z	Z	Z	Z	Z	Z	Z	Z	Z
	M	Z	Z	Z	Z	Z	Z	Z	Z	Z	Z	Z
	F	Z	Z	Z	Z	Z	Z	Z	Z	Z	Z	Z
Year 5	MF	Z	Z	Z	Z	Z	Z	Z	Z	Z	Z	Z
	M	Z	Z	Z	Z	Z	Z	Z	Z	Z	Z	Z
	F	Z	Z	Z	Z	Z	Z	Z	Z	Z	Z	Z
Year 6	MF	Z	Z	Z	Z	Z	Z	Z	Z	Z	Z	Z
	M	Z	Z	Z	Z	Z	Z	Z	Z	Z	Z	Z
	F	Z	Z	Z	Z	Z	Z	Z	Z	Z	Z	Z

### 3.5.13 VOCATIONAL TECHNICAL INTAKE, ENROLMENTS, AND GRADUATES ACCORDING TO GENDER BY AWARD LEVEL AND INSTITUTION, 2017

Award Level	Intake			Enrolment			Graduates		
	MF	M	F	MF	M	F	MF	M	F
<b>Vocational Technical Total</b>	<b>665</b>	<b>354</b>	<b>311</b>	<b>806</b>	<b>408</b>	<b>398</b>	<b>825</b>	<b>400</b>	<b>425</b>
Higher National Diploma	139	71	68	199	100	99	75	33	42
Higher National Certificate	86	28	58	86	28	58	0	0	0
Diploma / National Diploma	252	144	108	288	160	128	351	163	188
Bridging Course	175	103	72	175	103	72	235	119	116
NTec / Skill Certificate 3	13	8	5	13	8	5	124	64	60
ISQ / Skill Certificate 2	0	0	0	0	0	0	40	21	19
Professional	0	0	0	45	9	36	0	0	0
<b>CCCT</b>	<b>251</b>	<b>135</b>	<b>116</b>	<b>324</b>	<b>172</b>	<b>152</b>	<b>400</b>	<b>179</b>	<b>221</b>
Higher National Diploma	39	18	21	82	39	43	46	17	29
Higher National Certificate	0	0	0	0	0	0	0	0	0
Diploma / National Diploma	128	70	58	158	86	72	192	79	113
Bridging Course	84	47	37	84	47	37	97	47	50
NTec / Skill Certificate 3	0	0	0	0	0	0	54	28	26
ISQ / Skill Certificate 2	0	0	0	0	0	0	11	8	3
Professional	0	0	0	0	0	0	0	0	0
<b>KEMUDA Institute</b>	<b>130</b>	<b>66</b>	<b>64</b>	<b>153</b>	<b>74</b>	<b>79</b>	<b>54</b>	<b>24</b>	<b>30</b>
Higher National Diploma	36	15	21	53	23	30	1	0	1
Higher National Certificate	0	0	0	0	0	0	0	0	0
Diploma / National Diploma	49	27	22	55	27	28	16	4	12
Bridging Course	45	24	21	45	24	21	37	20	17
NTec / Skill Certificate 3	0	0	0	0	0	0	0	0	0
ISQ / Skill Certificate 2	0	0	0	0	0	0	0	0	0
Professional	0	0	0	0	0	0	0	0	0
<b>MIC</b>	<b>198</b>	<b>125</b>	<b>73</b>	<b>198</b>	<b>125</b>	<b>73</b>	<b>371</b>	<b>197</b>	<b>174</b>
Higher National Diploma	64	38	26	64	38	26	28	16	12
Higher National Certificate	0	0	0	0	0	0	0	0	0
Diploma / National Diploma	75	47	28	75	47	28	143	80	63
Bridging Course	46	32	14	46	32	14	101	52	49
NTec / Skill Certificate 3	13	8	5	13	8	5	70	36	34
ISQ / Skill Certificate 2	0	0	0	0	0	0	29	13	16
Professional	0	0	0	0	0	0	0	0	0
<b>BICPA</b>	<b>86</b>	<b>28</b>	<b>58</b>	<b>131</b>	<b>37</b>	<b>94</b>	<b>0</b>	<b>0</b>	<b>0</b>
Higher National Diploma	0	0	0	0	0	0	0	0	0
Higher National Certificate	86	28	58	86	28	58	0	0	0
Diploma / National Diploma	0	0	0	0	0	0	0	0	0
Bridging Course	0	0	0	0	0	0	0	0	0
NTec / Skill Certificate 3	0	0	0	0	0	0	0	0	0
ISQ / Skill Certificate 2	0	0	0	0	0	0	0	0	0
Professional	0	0	0	45	9	36	0	0	0

**Note:**

Bridging Courses are equivalent to 'BTEC Level 2 Certificate, BTEC Level 1 Diploma and NCC Level 3 Diploma' Bridging Course at Kemuda Institute includes Kemuda Certificate Level 1.

### 3.5.14 VOCATIONAL TECHNICAL ENROLMENTS ACCORDING TO EDUCATION LEVEL AND GENDER BY AWARD LEVEL AND INSTITUTION, 2017

Award Level	Year 1			Year 2			Year 3			Total		
	MF	M	F	MF	M	F	MF	M	F	MF	M	F
<b>Vocational Technical Total</b>	<b>665</b>	<b>354</b>	<b>311</b>	<b>124</b>	<b>51</b>	<b>73</b>	<b>17</b>	<b>3</b>	<b>14</b>	<b>806</b>	<b>408</b>	<b>398</b>
Higher National Diploma	139	71	68	60	29	31	0	0	0	199	100	99
Higher National Certificate	86	28	58	0	0	0	0	0	0	86	28	58
Diploma / National Diploma	252	144	108	36	16	20	0	0	0	288	160	128
Bridging Course	175	103	72	0	0	0	0	0	0	175	103	72
NTec / Skill Certificate 3	13	8	5	0	0	0	0	0	0	13	8	5
ISQ / Skill Certificate 2	0	0	0	0	0	0	0	0	0	0	0	0
Professional	0	0	0	28	6	22	17	3	14	45	9	36
<b>CCCT</b>	<b>251</b>	<b>135</b>	<b>116</b>	<b>73</b>	<b>37</b>	<b>36</b>	<b>0</b>	<b>0</b>	<b>0</b>	<b>324</b>	<b>172</b>	<b>152</b>
Higher National Diploma	39	18	21	43	21	22	0	0	0	82	39	43
Higher National Certificate	0	0	0	0	0	0	0	0	0	0	0	0
Diploma / National Diploma	128	70	58	30	16	14	0	0	0	158	86	72
Bridging Course	84	47	37	0	0	0	0	0	0	84	47	37
NTec / Skill Certificate 3	0	0	0	0	0	0	0	0	0	0	0	0
ISQ / Skill Certificate 2	0	0	0	0	0	0	0	0	0	0	0	0
Professional	0	0	0	0	0	0	0	0	0	0	0	0
<b>Kemuda Institute</b>	<b>130</b>	<b>66</b>	<b>64</b>	<b>23</b>	<b>8</b>	<b>15</b>	<b>0</b>	<b>0</b>	<b>0</b>	<b>153</b>	<b>74</b>	<b>79</b>
Higher National Diploma	36	15	21	17	8	9	0	0	0	53	23	30
Higher National Certificate	0	0	0	0	0	0	0	0	0	0	0	0
Diploma / National Diploma	49	27	22	6	0	6	0	0	0	55	27	28
Bridging Course	45	24	21	0	0	0	0	0	0	45	24	21
NTec / Skill Certificate 3	0	0	0	0	0	0	0	0	0	0	0	0
ISQ / Skill Certificate 2	0	0	0	0	0	0	0	0	0	0	0	0
Professional	0	0	0	0	0	0	0	0	0	0	0	0
<b>MIC</b>	<b>198</b>	<b>125</b>	<b>73</b>	<b>0</b>	<b>0</b>	<b>0</b>	<b>0</b>	<b>0</b>	<b>0</b>	<b>198</b>	<b>125</b>	<b>73</b>
Higher National Diploma	64	38	26	0	0	0	0	0	0	64	38	26
Higher National Certificate	0	0	0	0	0	0	0	0	0	0	0	0
Diploma / National Diploma	75	47	28	0	0	0	0	0	0	75	47	28
Bridging Course	46	32	14	0	0	0	0	0	0	46	32	14
NTec / Skill Certificate 3	13	8	5	0	0	0	0	0	0	13	8	5
ISQ / Skill Certificate 2	0	0	0	0	0	0	0	0	0	0	0	0
Professional	0	0	0	0	0	0	0	0	0	0	0	0
<b>BICPA</b>	<b>86</b>	<b>28</b>	<b>58</b>	<b>28</b>	<b>6</b>	<b>22</b>	<b>17</b>	<b>3</b>	<b>14</b>	<b>131</b>	<b>37</b>	<b>94</b>
Higher National Diploma	0	0	0	0	0	0	0	0	0	0	0	0
Higher National Certificate	86	28	58	0	0	0	0	0	0	86	28	58
Diploma / National Diploma	0	0	0	0	0	0	0	0	0	0	0	0
Bridging Course	0	0	0	0	0	0	0	0	0	0	0	0
NTec / Skill Certificate 3	0	0	0	0	0	0	0	0	0	0	0	0
ISQ / Skill Certificate 2	0	0	0	0	0	0	0	0	0	0	0	0
Professional	0	0	0	28	6	22	17	3	14	45	9	36

**Note:**

Bridging Courses are equivalent to 'BTEC Level 2 Certificate, BTEC Level 1 Diploma and NCC Level 3 Diploma' Bridging Course at Kemuda Institute includes Kemuda Certificate Level 1.

### 3.5.15 VOCATIONAL TECHNICAL ENROLMENTS ACCORDING TO EDUCATION LEVEL AND GENDER BY COURSES/PROGRAMMES AND INSTITUTION, 2017

#### 3.5.15.1 COSMOPOLITAN COLLEGE COMMERCE AND TECHNOLOGY SDN BHD (CCCT)

Courses / Programmes	Education Level											
	Year 1			Year 2			Year 3			Total		
	MF	M	F	MF	M	F	MF	M	F	MF	M	F
<b>Total</b>	<b>251</b>	<b>135</b>	<b>116</b>	<b>73</b>	<b>37</b>	<b>36</b>	<b>0</b>	<b>0</b>	<b>0</b>	<b>324</b>	<b>172</b>	<b>152</b>
BTEC HND in Computing System Development (Ft)	22	13	9	10	7	3	0	0	0	32	20	12
BTEC HND in Business (Ft)	17	5	12	18	6	12	0	0	0	35	11	24
BTEC HND in Computing System Development (Pt)	0	0	0	5	4	1	0	0	0	5	4	1
BTEC HND in Business (Pt)	0	0	0	10	4	6	0	0	0	10	4	6
BTEC L3 Diploma Information Technology	94	55	39	17	8	9	0	0	0	111	63	48
BTEC L3 Diploma in Business And Finance	34	15	19	13	8	5	0	0	0	47	23	24
BTEC L2 in Information Technology	64	37	27	0	0	0	0	0	0	64	37	27
BTEC L2 in Business	8	2	6	0	0	0	0	0	0	8	2	6
BTEC L1 Diploma in Information Technology	6	5	1	0	0	0	0	0	0	6	5	1
NCC-Level 3 Certificate in Business (Pt)	6	3	3	0	0	0	0	0	0	6	3	3

#### 3.5.15.2 KEMUDA INSTITUTE

Courses / Programmes	Education Level											
	Year 1			Year 2			Year 3			Total		
	MF	M	F	MF	M	F	MF	M	F	MF	M	F
<b>Total</b>	<b>130</b>	<b>66</b>	<b>64</b>	<b>23</b>	<b>8</b>	<b>15</b>	<b>0</b>	<b>0</b>	<b>0</b>	<b>153</b>	<b>74</b>	<b>79</b>
BTEC Level 5 HND in Computing	36	15	21	17	8	9	0	0	0	53	23	30
BTEC Level 3 Diploma in Information Technology	49	27	22	6	0	6	0	0	0	55	27	28
BTEC Level 2 Certificate in Information Technology	31	18	13	0	0	0	0	0	0	31	18	13
NCC Level 3 Diploma in Computing	11	5	6	0	0	0	0	0	0	11	5	6
Kemuda Certificate Level 1	3	1	2	0	0	0	0	0	0	3	1	2

### 3.5.15 VOCATIONAL TECHNICAL ENROLMENTS BY INSTITUTION AND COURSES / PROGRAMMES, 2017

#### 3.5.15.3 MICRONET INTERNATIONAL COLLEGE (MIC)

Courses / Programmes	Education Level											
	Year 1			Year 2			Year 3			Total		
	MF	M	F	MF	M	F	MF	M	F	MF	M	F
<b>Total</b>	<b>198</b>	<b>125</b>	<b>73</b>	<b>0</b>	<b>0</b>	<b>0</b>	<b>0</b>	<b>0</b>	<b>0</b>	<b>198</b>	<b>125</b>	<b>73</b>
BTEC Level 5 Higher National Diploma in Computing	56	34	22	0	0	0	0	0	0	56	34	22
SQA Level 5 Higher National Diploma in Computer Science	8	4	4	0	0	0	0	0	0	8	4	4
NCC Education Level 4 Diploma in Computing	28	17	11	0	0	0	0	0	0	28	17	11
BTEC Level 3 Diploma in Information Technology	47	30	17	0	0	0	0	0	0	47	30	17
NCC Education Level 3 Diploma in Computing	9	5	4	0	0	0	0	0	0	9	5	4
BTEC International Level 2 Certificate in Information Technology	37	27	10	0	0	0	0	0	0	37	27	10
SQA National Certificate in Mobile Technology	13	8	5	0	0	0	0	0	0	13	8	5

#### 3.5.15.4 BICPA-FTMS ACCOUNTANCY ACADEMY SDN.BHD

Courses / Programmes	Education Level											
	Year 1			Year 2			Year 3			Total		
	MF	M	F	MF	M	F	MF	M	F	MF	M	F
<b>Total</b>	<b>86</b>	<b>28</b>	<b>58</b>	<b>28</b>	<b>6</b>	<b>22</b>	<b>17</b>	<b>3</b>	<b>14</b>	<b>131</b>	<b>37</b>	<b>94</b>
CAT Qualification	86	28	58	0	0	0	0	0	0	86	28	58
Acca Qualification : Fundamental Skills Level	0	0	0	28	6	22	0	0	0	28	6	22
Acca Qualification : Professional Level	0	0	0	0	0	0	17	3	14	17	3	14

**3.5.16 HIGHER EDUCATION INTAKE, ENROLMENTS, AND GRADUATES ACCORDING TO GENDER BY AWARD LEVEL AND FIELD OF EDUCATION, 2017**

Field of Education	Intake			Enrolment			Graduates		
	MF	M	F	MF	M	F	MF	M	F
<b>Higher Education Total</b>	<b>935</b>	<b>510</b>	<b>425</b>	<b>1784</b>	<b>929</b>	<b>855</b>	<b>992</b>	<b>510</b>	<b>482</b>
<b>Bachelor's Degree Total</b>	<b>356</b>	<b>194</b>	<b>162</b>	<b>942</b>	<b>468</b>	<b>474</b>	<b>151</b>	<b>77</b>	<b>74</b>
Business & Administration	251	119	132	621	262	359	83	36	47
Information and Communication Technology	35	26	9	119	79	40	48	28	20
Art and Humanities	9	7	2	9	7	2	0	0	0
Computing	61	42	19	193	120	73	20	13	7
<b>Higher National Diploma Total</b>	<b>138</b>	<b>76</b>	<b>62</b>	<b>338</b>	<b>187</b>	<b>151</b>	<b>240</b>	<b>121</b>	<b>119</b>
Business & Administration	62	29	33	156	73	83	117	57	60
Information and Communication Technology	0	0	0	0	0	0	21	9	12
Services	14	6	8	29	10	19	26	10	16
Computing	62	41	21	153	104	49	76	45	31
<b>Higher National Certificate Total</b>	<b>1</b>	<b>1</b>	<b>0</b>	<b>1</b>	<b>1</b>	<b>0</b>	<b>4</b>	<b>3</b>	<b>1</b>
Computing	1	1	0	1	1	0	4	3	1
<b>Diploma Total</b>	<b>35</b>	<b>16</b>	<b>19</b>	<b>98</b>	<b>50</b>	<b>48</b>	<b>131</b>	<b>65</b>	<b>66</b>
Business & Administration	0	0	0	0	0	0	25	6	19
Art and Humanities	35	16	19	98	50	48	33	13	20
Information and Communication Technology	0	0	0	0	0	0	73	46	27
<b>National Diploma Total</b>	<b>184</b>	<b>107</b>	<b>77</b>	<b>184</b>	<b>107</b>	<b>77</b>	<b>171</b>	<b>96</b>	<b>75</b>
Business & Administration	100	54	46	100	54	46	102	53	49
Services	12	6	6	12	6	6	12	6	6
Computing	72	47	25	72	47	25	57	37	20
<b>Certificate Total</b>	<b>28</b>	<b>14</b>	<b>14</b>	<b>28</b>	<b>14</b>	<b>14</b>	<b>41</b>	<b>17</b>	<b>24</b>
Information and Communication Technology	28	14	14	28	14	14	41	17	24
<b>Skill Certificate 3 Total</b>	<b>0</b>	<b>0</b>	<b>0</b>	<b>0</b>	<b>0</b>	<b>0</b>	<b>62</b>	<b>38</b>	<b>24</b>
Business & Administration	0	0	0	0	0	0	10	3	7
Information and Communication Technology	0	0	0	0	0	0	52	35	17
<b>Skill Certificate 2 Total</b>	<b>0</b>	<b>0</b>	<b>0</b>	<b>0</b>	<b>0</b>	<b>0</b>	<b>21</b>	<b>14</b>	<b>7</b>
Business & Administration	0	0	0	0	0	0	0	0	0
Information and Communication Technology	0	0	0	0	0	0	21	14	7
<b>Level 2 Certificate Total</b>	<b>47</b>	<b>28</b>	<b>19</b>	<b>47</b>	<b>28</b>	<b>19</b>	<b>100</b>	<b>48</b>	<b>52</b>
Business & Administration	47	28	19	47	28	19	100	48	52
<b>Non Graduating Program Total</b>	<b>146</b>	<b>74</b>	<b>72</b>	<b>146</b>	<b>74</b>	<b>72</b>	<b>71</b>	<b>31</b>	<b>40</b>
University Foundation Course	73	32	41	73	32	41	71	31	40
Foundation in Business	44	18	26	44	18	26	0	0	0
Foundation in Information Technology	29	24	5	29	24	5	0	0	0

### 3.5.17 HIGHER EDUCATION INTAKE, ENROLMENTS, AND GRADUATES ACCORDING TO GENDER BY INSTITUTION, AWARD LEVEL, FIELD OF EDUCATION, AND PROGRAMMES, 2017

#### 3.5.17.1 KOLEJ INTERNATIONAL GRADUATE STUDIES (KIGS)

Field of Education	Intake			Enrolment			Graduates		
	MF	M	F	MF	M	F	MF	M	F
<b>KIGS Total</b>	<b>274</b>	<b>149</b>	<b>125</b>	<b>523</b>	<b>274</b>	<b>249</b>	<b>400</b>	<b>197</b>	<b>203</b>
<b>Bachelor's Degree Total</b>	<b>138</b>	<b>77</b>	<b>61</b>	<b>324</b>	<b>168</b>	<b>156</b>	<b>88</b>	<b>45</b>	<b>43</b>
<b>Business &amp; Administration</b>	<b>94</b>	<b>44</b>	<b>50</b>	<b>196</b>	<b>82</b>	<b>114</b>	<b>40</b>	<b>17</b>	<b>23</b>
LUCT Bachelor In Business Administration	70	34	36	162	66	96	35	14	21
LUCT Bachelor of Business (Hons) Accounting	24	10	14	34	16	18	5	3	2
LUCT Bachelor In Business Administration (Hons)	0	0	0	0	0	0	0	0	0
<b>Information and Communication Technology</b>	<b>35</b>	<b>26</b>	<b>9</b>	<b>119</b>	<b>79</b>	<b>40</b>	<b>48</b>	<b>28</b>	<b>20</b>
LUCT Bachelor of Science (Hons) in Software Engineering with Multimedia	16	12	4	37	26	11	17	8	9
LUCT Bachelor of Science (Hons) in Information Technology	18	13	5	81	52	29	31	20	11
LUCT Bachelor of Science (Hons) in Technopreneurship	1	1	0	1	1	0	0	0	0
<b>Art and Humanities</b>	<b>9</b>	<b>7</b>	<b>2</b>	<b>9</b>	<b>7</b>	<b>2</b>	<b>0</b>	<b>0</b>	<b>0</b>
LUCT Bachelor of Communication (Hons) in Digital Media	9	7	2	9	7	2	0	0	0
<b>Higher National Diploma Total</b>	<b>0</b>	<b>0</b>	<b>0</b>	<b>0</b>	<b>0</b>	<b>0</b>	<b>57</b>	<b>18</b>	<b>39</b>
<b>Business &amp; Administration</b>	<b>0</b>	<b>0</b>	<b>0</b>	<b>0</b>	<b>0</b>	<b>0</b>	<b>36</b>	<b>9</b>	<b>27</b>
BDTVEC Higher National Diploma in Business (Accounting)	0	0	0	0	0	0	4	1	3
BDTVEC Higher National Diploma In Business Management	0	0	0	0	0	0	32	8	24
<b>Information and Communication Technology</b>	<b>0</b>	<b>0</b>	<b>0</b>	<b>0</b>	<b>0</b>	<b>0</b>	<b>21</b>	<b>9</b>	<b>12</b>
BDTVEC Higher National Diploma In Computing	0	0	0	0	0	0	21	9	12
<b>Diploma Total</b>	<b>35</b>	<b>16</b>	<b>19</b>	<b>98</b>	<b>50</b>	<b>48</b>	<b>131</b>	<b>65</b>	<b>66</b>
<b>Business &amp; Administration</b>	<b>0</b>	<b>0</b>	<b>0</b>	<b>0</b>	<b>0</b>	<b>0</b>	<b>25</b>	<b>6</b>	<b>19</b>
BDTVEC Diploma in Business and Finance	0	0	0	0	0	0	15	4	11
BDTVEC Diploma in Office Administration	0	0	0	0	0	0	10	2	8
BDTVEC Diploma In Business Accountancy	0	0	0	0	0	0	0	0	0
BDTVEC Diploma In Business Entrepreneurship	0	0	0	0	0	0	0	0	0
BDTVEC Diploma in Business Marketing	0	0	0	0	0	0	0	0	0
<b>Art and Humanities</b>	<b>35</b>	<b>16</b>	<b>19</b>	<b>98</b>	<b>50</b>	<b>48</b>	<b>33</b>	<b>13</b>	<b>20</b>
LUCT Diploma in Animation and Multimedia Design	2	1	1	20	8	12	0	0	0
LUCT Diploma in Graphic Design Technology	16	7	9	50	27	23	11	2	9
LUCT Diploma in Advertising, Multimedia And Broadcasting	16	8	8	23	11	12	14	7	7
LUCT Diploma in Animation Multimedia & Broadcasting	0	0	0	0	0	0	6	2	4
LUCT Diploma Interactive Multimedia Design	1	0	1	5	4	1	2	2	0
<b>Information and Communication Technology</b>	<b>0</b>	<b>0</b>	<b>0</b>	<b>0</b>	<b>0</b>	<b>0</b>	<b>73</b>	<b>46</b>	<b>27</b>
BDTVEC Diploma in Computer Network	0	0	0	0	0	0	12	6	6
BDTVEC Diploma in Information Technology	0	0	0	0	0	0	60	39	21
BDTVEC National Diploma in Computer Studies	0	0	0	0	0	0	1	1	0

### 3.5.17 HIGHER EDUCATION INTAKE, ENROLMENTS, AND GRADUATES ACCORDING TO GENDER BY INSTITUTION, AWARD LEVEL, FIELD OF EDUCATION, AND PROGRAMMES, 2017

#### 3.5.17.1 KOLEJ INTERNATIONAL GRADUATE STUDIES (KIGS)

Field of Education	Intake			Enrolment			Graduates		
	MF	M	F	MF	M	F	MF	M	F
<b>CertificateTotal</b>	<b>28</b>	<b>14</b>	<b>14</b>	<b>28</b>	<b>14</b>	<b>14</b>	<b>41</b>	<b>17</b>	<b>24</b>
<b>Information and Communication Technology</b>	<b>14</b>	<b>14</b>	<b>14</b>	<b>14</b>	<b>14</b>	<b>14</b>	<b>20</b>	<b>9</b>	<b>11</b>
Certificate of Electronic Media Production	14	9	5	14	9	5	20	9	11
Certificate of Arts & Design	14	5	9	14	5	9	21	8	13
<b>Skill Certificate 3 Total</b>	<b>0</b>	<b>0</b>	<b>0</b>	<b>0</b>	<b>0</b>	<b>0</b>	<b>62</b>	<b>38</b>	<b>24</b>
<b>Business &amp; Administration</b>	<b>0</b>	<b>0</b>	<b>0</b>	<b>0</b>	<b>0</b>	<b>0</b>	<b>10</b>	<b>3</b>	<b>7</b>
BDTVEC Skill Certificate 3 in Business Administration	0	0	0	0	0	0	10	3	7
<b>Information and Communication Technology</b>	<b>0</b>	<b>0</b>	<b>0</b>	<b>0</b>	<b>0</b>	<b>0</b>	<b>52</b>	<b>35</b>	<b>17</b>
BDTVEC Skill Certificate 3 in Information Technology	0	0	0	0	0	0	52	35	17
<b>Skill Certificate 2 Total</b>	<b>0</b>	<b>0</b>	<b>0</b>	<b>0</b>	<b>0</b>	<b>0</b>	<b>21</b>	<b>14</b>	<b>7</b>
<b>Business &amp; Administration</b>	<b>0</b>	<b>0</b>	<b>0</b>	<b>0</b>	<b>0</b>	<b>0</b>	<b>0</b>	<b>0</b>	<b>0</b>
BDTVEC Skill Certificate 2 in Business Administration	0	0	0	0	0	0	0	0	0
<b>Information and Communication Technology</b>	<b>0</b>	<b>0</b>	<b>0</b>	<b>0</b>	<b>0</b>	<b>0</b>	<b>21</b>	<b>14</b>	<b>7</b>
BDTVEC Skill Certificate 2 in Information Technology	0	0	0	0	0	0	21	14	7
<b>Foundation Programme Total</b>	<b>73</b>	<b>42</b>	<b>31</b>	<b>73</b>	<b>42</b>	<b>31</b>	<b>0</b>	<b>0</b>	<b>0</b>
<b>Business &amp; Administration</b>	<b>44</b>	<b>18</b>	<b>26</b>	<b>44</b>	<b>18</b>	<b>26</b>	<b>0</b>	<b>0</b>	<b>0</b>
Foundation in Business	44	18	26	44	18	26	0	0	0
<b>Information and Communication Technology</b>	<b>29</b>	<b>24</b>	<b>5</b>	<b>29</b>	<b>24</b>	<b>5</b>	<b>0</b>	<b>0</b>	<b>0</b>
Foundation in Information Technology	29	24	5	29	24	5	0	0	0



### 3.5.17 HIGHER EDUCATION INTAKE, ENROLMENTS, AND GRADUATES ACCORDING TO GENDER BY INSTITUTION, AWARD LEVEL, FIELD OF EDUCATION, AND PROGRAMMES, 2017

#### 3.5.17.2 LAKSAMANA COLLEGE OF BUSINESS (LCB)

Field of Education	Intake			Enrolment			Graduates		
	MF	M	F	MF	M	F	MF	M	F
<b>LCB Total</b>	<b>661</b>	<b>361</b>	<b>300</b>	<b>1261</b>	<b>655</b>	<b>606</b>	<b>592</b>	<b>313</b>	<b>279</b>
<b>Bachelor's Degree Total</b>	<b>218</b>	<b>117</b>	<b>101</b>	<b>618</b>	<b>300</b>	<b>318</b>	<b>63</b>	<b>32</b>	<b>31</b>
<b>Business &amp; Administration</b>	<b>157</b>	<b>75</b>	<b>82</b>	<b>425</b>	<b>180</b>	<b>245</b>	<b>43</b>	<b>19</b>	<b>24</b>
BA Common Year 1	157	75	82	157	75	82	43	19	24
BA (Hons) Accounting & Finance	0	0	0	81	34	47	0	0	0
BA (Hons) Business Management	0	0	0	141	49	92	0	0	0
BA (Hons) Marketing	0	0	0	46	22	24	0	0	0
<b>Computing</b>	<b>61</b>	<b>42</b>	<b>19</b>	<b>193</b>	<b>120</b>	<b>73</b>	<b>20</b>	<b>13</b>	<b>7</b>
BA (Hons) Computer Science (First Year)	61	42	19	193	120	73	20	13	7
<b>Higher National Diploma Total</b>	<b>138</b>	<b>76</b>	<b>62</b>	<b>338</b>	<b>187</b>	<b>151</b>	<b>183</b>	<b>103</b>	<b>80</b>
<b>Business &amp; Administration</b>	<b>62</b>	<b>29</b>	<b>33</b>	<b>156</b>	<b>73</b>	<b>83</b>	<b>81</b>	<b>48</b>	<b>33</b>
Pearson BTEC Level 5 HND in Business (Accounting/Marketing)	62	29	33	156	73	83	81	48	33
Pearson BTEC Level 5 HND in Business (Marketing)	0	0	0	0	0	0	0	0	0
Pearson BTEC Level 5 HND in Business (Accounting)	0	0	0	0	0	0	0	0	0
<b>Computing</b>	<b>62</b>	<b>41</b>	<b>21</b>	<b>153</b>	<b>104</b>	<b>49</b>	<b>76</b>	<b>45</b>	<b>31</b>
Pearson BTEC Level 5 HND in Computing & Systems Development	62	41	21	153	104	49	76	45	31
<b>Services</b>	<b>14</b>	<b>6</b>	<b>8</b>	<b>29</b>	<b>10</b>	<b>19</b>	<b>26</b>	<b>10</b>	<b>16</b>
Pearson BTEC Level 5 HND in Hospitality	14	6	8	29	10	19	26	10	16
<b>Higher National Certificate Total</b>	<b>1</b>	<b>1</b>	<b>0</b>	<b>1</b>	<b>1</b>	<b>0</b>	<b>4</b>	<b>3</b>	<b>1</b>
<b>Computing</b>	<b>1</b>	<b>1</b>	<b>0</b>	<b>1</b>	<b>1</b>	<b>0</b>	<b>4</b>	<b>3</b>	<b>1</b>
Pearson BTEC Level 4 HNC in Computing & System Development	1	1	0	1	1	0	4	3	1
<b>National Diploma Total</b>	<b>184</b>	<b>107</b>	<b>77</b>	<b>184</b>	<b>107</b>	<b>77</b>	<b>171</b>	<b>96</b>	<b>75</b>
<b>Business &amp; Administration</b>	<b>100</b>	<b>54</b>	<b>46</b>	<b>100</b>	<b>54</b>	<b>46</b>	<b>102</b>	<b>53</b>	<b>49</b>
Pearson BTEC Level 3 Diploma in Business	100	54	46	100	54	46	102	53	49
<b>Computing</b>	<b>72</b>	<b>47</b>	<b>25</b>	<b>72</b>	<b>47</b>	<b>25</b>	<b>57</b>	<b>37</b>	<b>20</b>
Pearson BTEC Level 3 Diploma in IT	72	47	25	72	47	25	57	37	20
<b>Services</b>	<b>12</b>	<b>6</b>	<b>6</b>	<b>12</b>	<b>6</b>	<b>6</b>	<b>12</b>	<b>6</b>	<b>6</b>
BTEC Pearson Level 3 Diploma in Hospitality	12	6	6	12	6	6	12	6	6
<b>Level 2 Certificate Total</b>	<b>47</b>	<b>28</b>	<b>19</b>	<b>47</b>	<b>28</b>	<b>19</b>	<b>100</b>	<b>48</b>	<b>52</b>
<b>Business &amp; Administration</b>	<b>47</b>	<b>28</b>	<b>19</b>	<b>47</b>	<b>28</b>	<b>19</b>	<b>100</b>	<b>48</b>	<b>52</b>
Pearson BTEC Level 2 Certificate in Business	47	28	19	47	28	19	100	48	52
<b>Non Graduating Program Total</b>	<b>73</b>	<b>32</b>	<b>41</b>	<b>73</b>	<b>32</b>	<b>41</b>	<b>71</b>	<b>31</b>	<b>40</b>
University Foundation Course	73	32	41	73	32	41	71	31	40

**3.5.18 HIGHER EDUCATION ENROLMENTS ACCORDING TO EDUCATION LEVEL AND GENDER BY INSTITUTIONS, AWARD LEVEL, FIELD OF EDUCATION, AND PROGRAMMES, 2017**
**3.5.18.1 KOLEJ INTERNATIONAL GRADUATE STUDIES (KIGS)**

Programme	Year 1			Year 2			Year 3			Year 4			Total		
	MF	M	F	MF	M	F	MF	M	F	MF	M	F	MF	M	F
<b>KIGS Total</b>	<b>274</b>	<b>149</b>	<b>125</b>	<b>133</b>	<b>63</b>	<b>70</b>	<b>114</b>	<b>62</b>	<b>52</b>	<b>2</b>	<b>0</b>	<b>2</b>	<b>523</b>	<b>274</b>	<b>249</b>
<b>Bachelor's Degree Total</b>	<b>138</b>	<b>77</b>	<b>61</b>	<b>90</b>	<b>38</b>	<b>52</b>	<b>94</b>	<b>53</b>	<b>41</b>	<b>2</b>	<b>0</b>	<b>2</b>	<b>324</b>	<b>168</b>	<b>156</b>
<b>Business &amp; Administration</b>	<b>94</b>	<b>44</b>	<b>50</b>	<b>46</b>	<b>12</b>	<b>34</b>	<b>56</b>	<b>26</b>	<b>30</b>	<b>0</b>	<b>0</b>	<b>0</b>	<b>196</b>	<b>82</b>	<b>114</b>
LUCT Bachelor In Business Administration	70	34	36	38	8	30	54	24	30	0	0	0	162	66	96
LUCT Bachelor of Business (Hons) Accounting	24	10	14	8	4	4	2	2	0	0	0	0	34	16	18
LUCT Bachelor In Business Administration (Hons)	0	0	0	0	0	0	0	0	0	0	0	0	0	0	0
<b>Information and Communication Technology</b>	<b>35</b>	<b>26</b>	<b>9</b>	<b>44</b>	<b>26</b>	<b>18</b>	<b>38</b>	<b>27</b>	<b>11</b>	<b>2</b>	<b>0</b>	<b>2</b>	<b>119</b>	<b>79</b>	<b>40</b>
LUCT Bachelor of Science (Hons) in Software Engineering with Multimedia	16	12	4	16	10	6	5	4	1	0	0	0	37	26	11
LUCT Bachelor of Science (Hons) in Information Technology	18	13	5	28	16	12	33	23	10	2	0	2	81	52	29
LUCT Bachelor of Science (Hons) in Technopreneurship	1	1	0	0	0	0	0	0	0	0	0	0	1	1	0
<b>Multimedia</b>	<b>9</b>	<b>7</b>	<b>2</b>	<b>0</b>	<b>0</b>	<b>0</b>	<b>0</b>	<b>0</b>	<b>0</b>	<b>0</b>	<b>0</b>	<b>0</b>	<b>9</b>	<b>7</b>	<b>2</b>
LUCT Bachelor of Communication (Hons) in Digital Media	9	7	2	0	0	0	0	0	0	0	0	0	9	7	2
<b>Higher National Diploma Total</b>	<b>0</b>	<b>0</b>	<b>0</b>	<b>0</b>	<b>0</b>	<b>0</b>	<b>0</b>	<b>0</b>	<b>0</b>	<b>0</b>	<b>0</b>	<b>0</b>	<b>0</b>	<b>0</b>	<b>0</b>
<b>Business &amp; Administration</b>	<b>0</b>	<b>0</b>	<b>0</b>	<b>0</b>	<b>0</b>	<b>0</b>	<b>0</b>	<b>0</b>	<b>0</b>	<b>0</b>	<b>0</b>	<b>0</b>	<b>0</b>	<b>0</b>	<b>0</b>
BDTVEC Higher National Diploma in Business (Accounting)	0	0	0	0	0	0	0	0	0	0	0	0	0	0	0
BDTVEC Higher National Diploma In Business Management	0	0	0	0	0	0	0	0	0	0	0	0	0	0	0
<b>Information and Communication Technology</b>	<b>0</b>	<b>0</b>	<b>0</b>	<b>0</b>	<b>0</b>	<b>0</b>	<b>0</b>	<b>0</b>	<b>0</b>	<b>0</b>	<b>0</b>	<b>0</b>	<b>0</b>	<b>0</b>	<b>0</b>
BDTVEC Higher National Diploma In Computing	0	0	0	0	0	0	0	0	0	0	0	0	0	0	0
<b>Computing</b>	<b>0</b>	<b>0</b>	<b>0</b>	<b>0</b>	<b>0</b>	<b>0</b>	<b>0</b>	<b>0</b>	<b>0</b>	<b>0</b>	<b>0</b>	<b>0</b>	<b>0</b>	<b>0</b>	<b>0</b>
BDTVEC Higher National Diploma In Computing	0	0	0	0	0	0	0	0	0	0	0	0	0	0	0
<b>Diploma Total</b>	<b>35</b>	<b>16</b>	<b>19</b>	<b>43</b>	<b>25</b>	<b>18</b>	<b>20</b>	<b>9</b>	<b>11</b>	<b>0</b>	<b>0</b>	<b>0</b>	<b>98</b>	<b>50</b>	<b>48</b>
<b>Business &amp; Administration</b>	<b>0</b>	<b>0</b>	<b>0</b>	<b>0</b>	<b>0</b>	<b>0</b>	<b>0</b>	<b>0</b>	<b>0</b>	<b>0</b>	<b>0</b>	<b>0</b>	<b>0</b>	<b>0</b>	<b>0</b>
BDTVEC Diploma in Business and Finance	0	0	0	0	0	0	0	0	0	0	0	0	0	0	0
BDTVEC Diploma in Office Administration	0	0	0	0	0	0	0	0	0	0	0	0	0	0	0
BDTVEC Diploma In Business Accountancy	0	0	0	0	0	0	0	0	0	0	0	0	0	0	0
BDTVEC Diploma In Business Entrepreneurship	0	0	0	0	0	0	0	0	0	0	0	0	0	0	0
BDTVEC Diploma in Business Marketing	0	0	0	0	0	0	0	0	0	0	0	0	0	0	0
<b>Multimedia</b>	<b>35</b>	<b>16</b>	<b>19</b>	<b>43</b>	<b>25</b>	<b>18</b>	<b>20</b>	<b>9</b>	<b>11</b>	<b>0</b>	<b>0</b>	<b>0</b>	<b>98</b>	<b>50</b>	<b>48</b>
LUCT Diploma in Animation and Multimedia Design	2	1	1	13	6	7	5	1	4	0	0	0	20	8	12
LUCT Diploma in Graphic Design Technology	16	7	9	19	12	7	15	8	7	0	0	0	50	27	23
LUCT Diploma in Advertising, Multimedia And Broadcasting	16	8	8	7	3	4	0	0	0	0	0	0	23	11	12
LUCT Diploma Interactive Multimedia Design	1	0	1	4	4	0	0	0	0	0	0	0	5	4	1
BDTVEC Diploma in Computer Network	0	0	0	0	0	0	0	0	0	0	0	0	0	0	0
BDTVEC Diploma in Information Technology	0	0	0	0	0	0	0	0	0	0	0	0	0	0	0
<b>Certificate Total</b>	<b>28</b>	<b>14</b>	<b>14</b>	<b>0</b>	<b>0</b>	<b>0</b>	<b>0</b>	<b>0</b>	<b>0</b>	<b>0</b>	<b>0</b>	<b>0</b>	<b>28</b>	<b>14</b>	<b>14</b>
<b>Multimedia</b>	<b>28</b>	<b>14</b>	<b>14</b>	<b>0</b>	<b>0</b>	<b>0</b>	<b>0</b>	<b>0</b>	<b>0</b>	<b>0</b>	<b>0</b>	<b>0</b>	<b>28</b>	<b>14</b>	<b>14</b>
Certificate of Electronic Media Production	14	9	5	0	0	0	0	0	0	0	0	0	14	9	5
Certificate of Arts & Design	14	5	9	0	0	0	0	0	0	0	0	0	14	5	9
<b>Skill Certificate 3 Total</b>	<b>0</b>	<b>0</b>	<b>0</b>	<b>0</b>	<b>0</b>	<b>0</b>	<b>0</b>	<b>0</b>	<b>0</b>	<b>0</b>	<b>0</b>	<b>0</b>	<b>0</b>	<b>0</b>	<b>0</b>
<b>Business &amp; Administration</b>	<b>0</b>	<b>0</b>	<b>0</b>	<b>0</b>	<b>0</b>	<b>0</b>	<b>0</b>	<b>0</b>	<b>0</b>	<b>0</b>	<b>0</b>	<b>0</b>	<b>0</b>	<b>0</b>	<b>0</b>
BDTVEC Skill Certificate 3 in Business Administration	0	0	0	0	0	0	0	0	0	0	0	0	0	0	0
<b>Information and Communication Technology</b>	<b>0</b>	<b>0</b>	<b>0</b>	<b>0</b>	<b>0</b>	<b>0</b>	<b>0</b>	<b>0</b>	<b>0</b>	<b>0</b>	<b>0</b>	<b>0</b>	<b>0</b>	<b>0</b>	<b>0</b>
BDTVEC Skill Certificate 3 in Information Technology	0	0	0	0	0	0	0	0	0	0	0	0	0	0	0
<b>Skill Certificate 2 Total</b>	<b>0</b>	<b>0</b>	<b>0</b>	<b>0</b>	<b>0</b>	<b>0</b>	<b>0</b>	<b>0</b>	<b>0</b>	<b>0</b>	<b>0</b>	<b>0</b>	<b>0</b>	<b>0</b>	<b>0</b>
<b>Business &amp; Administration</b>	<b>0</b>	<b>0</b>	<b>0</b>	<b>0</b>	<b>0</b>	<b>0</b>	<b>0</b>	<b>0</b>	<b>0</b>	<b>0</b>	<b>0</b>	<b>0</b>	<b>0</b>	<b>0</b>	<b>0</b>
BDTVEC Skill Certificate 2 in Business Administration	0	0	0	0	0	0	0	0	0	0	0	0	0	0	0
<b>Information and Communication Technology</b>	<b>0</b>	<b>0</b>	<b>0</b>	<b>0</b>	<b>0</b>	<b>0</b>	<b>0</b>	<b>0</b>	<b>0</b>	<b>0</b>	<b>0</b>	<b>0</b>	<b>0</b>	<b>0</b>	<b>0</b>
BDTVEC Skill Certificate 2 in Information Technology	0	0	0	0	0	0	0	0	0	0	0	0	0	0	0

**3.5.18 HIGHER EDUCATION ENROLMENTS ACCORDING TO EDUCATION LEVEL AND GENDER BY INSTITUTIONS, AWARD LEVEL, FIELD OF EDUCATION, AND PROGRAMMES, 2017**
**3.5.18.1 KOLEJ INTERNATIONAL GRADUATE STUDIES (KIGS)**

Programme	Year 1			Year 2			Year 3			Year 4			Total		
	MF	M	F	MF	M	F	MF	M	F	MF	M	F	MF	M	F
<b>Foundation Programme Total</b>	<b>73</b>	<b>42</b>	<b>31</b>	<b>0</b>	<b>0</b>	<b>0</b>	<b>0</b>	<b>0</b>	<b>0</b>	<b>0</b>	<b>0</b>	<b>0</b>	<b>73</b>	<b>42</b>	<b>31</b>
<b>Business &amp; Administration</b>	<b>44</b>	<b>18</b>	<b>26</b>	<b>0</b>	<b>0</b>	<b>0</b>	<b>0</b>	<b>0</b>	<b>0</b>	<b>0</b>	<b>0</b>	<b>0</b>	<b>44</b>	<b>18</b>	<b>26</b>
Foundation in Business	44	18	26	0	0	0	0	0	0	0	0	0	44	18	26
<b>Information and Communication Technology</b>	<b>29</b>	<b>24</b>	<b>5</b>	<b>0</b>	<b>0</b>	<b>0</b>	<b>0</b>	<b>0</b>	<b>0</b>	<b>0</b>	<b>0</b>	<b>0</b>	<b>29</b>	<b>24</b>	<b>5</b>
Foundation in Information Technology	29	24	5	0	0	0	0	0	0	0	0	0	29	24	5

**3.5.18.2 LAKSAMANA COLLEGE OF BUSINESS (LCB)**

Programme	Year 1			Year 2			Year 3			Year 4			Total		
	MF	M	F	MF	M	F	MF	M	F	MF	M	F	MF	M	F
<b>LCB Total</b>	<b>661</b>	<b>361</b>	<b>300</b>	<b>452</b>	<b>230</b>	<b>222</b>	<b>148</b>	<b>64</b>	<b>84</b>	<b>0</b>	<b>0</b>	<b>0</b>	<b>1261</b>	<b>655</b>	<b>606</b>
<b>Bachelor's Degree Total</b>	<b>218</b>	<b>117</b>	<b>101</b>	<b>252</b>	<b>119</b>	<b>133</b>	<b>148</b>	<b>64</b>	<b>84</b>	<b>0</b>	<b>0</b>	<b>0</b>	<b>618</b>	<b>300</b>	<b>318</b>
<b>Business &amp; Administration</b>	<b>157</b>	<b>75</b>	<b>82</b>	<b>169</b>	<b>66</b>	<b>103</b>	<b>99</b>	<b>39</b>	<b>60</b>	<b>0</b>	<b>0</b>	<b>0</b>	<b>425</b>	<b>180</b>	<b>245</b>
BA Common Year 1	157	75	82	0	0	0	0	0	0	0	0	0	157	75	82
BA (Hons) Accounting & Finance (Second Year)	0	0	0	51	20	31	30	14	16	0	0	0	81	34	47
BA (Hons) Business Management (Second Year)	0	0	0	93	34	59	48	15	33	0	0	0	141	49	92
BA (Hons) Marketing (Second Year)	0	0	0	25	12	13	21	10	11	0	0	0	46	22	24
<b>Computing</b>	<b>61</b>	<b>42</b>	<b>19</b>	<b>83</b>	<b>53</b>	<b>30</b>	<b>49</b>	<b>25</b>	<b>24</b>	<b>0</b>	<b>0</b>	<b>0</b>	<b>193</b>	<b>120</b>	<b>73</b>
BA (Hons) Computer Science (First Year)	61	42	19	0	0	0	0	0	0	0	0	0	61	42	19
BA (Hons) Computer Science (Second Year)	0	0	0	83	53	30	49	25	24	0	0	0	132	78	54
<b>Higher National Diploma Total</b>	<b>138</b>	<b>76</b>	<b>62</b>	<b>200</b>	<b>111</b>	<b>89</b>	<b>0</b>	<b>0</b>	<b>0</b>	<b>0</b>	<b>0</b>	<b>0</b>	<b>338</b>	<b>187</b>	<b>151</b>
<b>Business &amp; Administration</b>	<b>62</b>	<b>29</b>	<b>33</b>	<b>94</b>	<b>44</b>	<b>50</b>	<b>0</b>	<b>0</b>	<b>0</b>	<b>0</b>	<b>0</b>	<b>0</b>	<b>156</b>	<b>73</b>	<b>83</b>
Pearson BTEC Level 5 HND in Business (Accounting/Marketing)	62	29	33	94	44	50	0	0	0	0	0	0	156	73	83
Pearson BTEC Level 5 HND in Business (Marketing)	0	0	0	0	0	0	0	0	0	0	0	0	0	0	0
Pearson BTEC Level 5 HND in Business (Accounting)	0	0	0	0	0	0	0	0	0	0	0	0	0	0	0
<b>Computing</b>	<b>62</b>	<b>41</b>	<b>21</b>	<b>91</b>	<b>63</b>	<b>28</b>	<b>0</b>	<b>0</b>	<b>0</b>	<b>0</b>	<b>0</b>	<b>0</b>	<b>153</b>	<b>104</b>	<b>49</b>
Pearson BTEC Level 5 HND in Computing & Systems Development	62	41	21	91	63	28	0	0	0	0	0	0	153	104	49
<b>Services</b>	<b>14</b>	<b>6</b>	<b>8</b>	<b>15</b>	<b>4</b>	<b>11</b>	<b>0</b>	<b>0</b>	<b>0</b>	<b>0</b>	<b>0</b>	<b>0</b>	<b>29</b>	<b>10</b>	<b>19</b>
Pearson BTEC Level 5 HND in Hospitality	14	6	8	15	4	11	0	0	0	0	0	0	29	10	19
<b>Higher National Certificate Total</b>	<b>1</b>	<b>1</b>	<b>0</b>	<b>0</b>	<b>0</b>	<b>0</b>	<b>0</b>	<b>0</b>	<b>0</b>	<b>0</b>	<b>0</b>	<b>0</b>	<b>1</b>	<b>1</b>	<b>0</b>
Pearson BTEC Level 4 HNC in computing & system development	1	1	0	0	0	0	0	0	0	0	0	0	1	1	0
<b>Level 3 Diploma Total</b>	<b>184</b>	<b>107</b>	<b>77</b>	<b>0</b>	<b>0</b>	<b>0</b>	<b>0</b>	<b>0</b>	<b>0</b>	<b>0</b>	<b>0</b>	<b>0</b>	<b>184</b>	<b>107</b>	<b>77</b>
<b>Business &amp; Administration</b>	<b>100</b>	<b>54</b>	<b>46</b>	<b>0</b>	<b>0</b>	<b>0</b>	<b>0</b>	<b>0</b>	<b>0</b>	<b>0</b>	<b>0</b>	<b>0</b>	<b>100</b>	<b>54</b>	<b>46</b>
Pearson BTEC Level 3 Diploma in Business	100	54	46	0	0	0	0	0	0	0	0	0	100	54	46
<b>Computing</b>	<b>72</b>	<b>47</b>	<b>25</b>	<b>0</b>	<b>0</b>	<b>0</b>	<b>0</b>	<b>0</b>	<b>0</b>	<b>0</b>	<b>0</b>	<b>0</b>	<b>72</b>	<b>47</b>	<b>25</b>
Pearson BTEC Level 3 Diploma in IT	72	47	25	0	0	0	0	0	0	0	0	0	72	47	25
<b>Services</b>	<b>12</b>	<b>6</b>	<b>6</b>	<b>0</b>	<b>0</b>	<b>0</b>	<b>0</b>	<b>0</b>	<b>0</b>	<b>0</b>	<b>0</b>	<b>0</b>	<b>12</b>	<b>6</b>	<b>6</b>
Pearson BTEC Level 3 Diploma in Hospitality	12	6	6	0	0	0	0	0	0	0	0	0	12	6	6
<b>Level 2 Certificate Total</b>	<b>47</b>	<b>28</b>	<b>19</b>	<b>0</b>	<b>0</b>	<b>0</b>	<b>0</b>	<b>0</b>	<b>0</b>	<b>0</b>	<b>0</b>	<b>0</b>	<b>47</b>	<b>28</b>	<b>19</b>
<b>Business &amp; Administration</b>	<b>47</b>	<b>28</b>	<b>19</b>	<b>0</b>	<b>0</b>	<b>0</b>	<b>0</b>	<b>0</b>	<b>0</b>	<b>0</b>	<b>0</b>	<b>0</b>	<b>47</b>	<b>28</b>	<b>19</b>
Pearson BTEC Level 2 Certificate in Business	47	28	19	0	0	0	0	0	0	0	0	0	47	28	19
<b>Non Graduating Program Total</b>	<b>73</b>	<b>32</b>	<b>41</b>	<b>0</b>	<b>0</b>	<b>0</b>	<b>0</b>	<b>0</b>	<b>0</b>	<b>0</b>	<b>0</b>	<b>0</b>	<b>73</b>	<b>32</b>	<b>41</b>
University Foundation Course	73	32	41	0	0	0	0	0	0	0	0	0	73	32	41

### 3.5.19 VOCATIONAL TECHNICAL INSTRUCTORS ACCORDING TO CITIZENSHIP AND GENDER BY ACADEMIC QUALIFICATION, TERMS OF SERVICE, AGE GROUP, AND YEARS OF SERVICE, 2017

Categories	Instructors								
	Citizen			Non Citizen			Total		
	MF	M	F	MF	M	F	MF	M	F
<b>Academic Qualification</b>	<b>29</b>	<b>10</b>	<b>19</b>	<b>32</b>	<b>9</b>	<b>23</b>	<b>61</b>	<b>19</b>	<b>42</b>
Ph.D.	0	0	0	0	0	0	0	0	0
Master's Degree	9	1	8	7	2	5	16	3	13
Post Graduate Diploma	0	0	0	0	0	0	0	0	0
Bachelor's Degree	13	6	7	23	6	17	36	12	24
HND, AD, Level 5 Diploma or Equivalent	5	1	4	2	1	1	7	2	5
HNC	2	2	0	0	0	0	2	2	0
BDTVEC ND, Diploma, HNTec, BTEC	0	0	0	0	0	0	0	0	0
Level 3 Diploma or Equivalent	0	0	0	0	0	0	0	0	0
NTEC, Skill Certificates or Equivalent	0	0	0	0	0	0	0	0	0
City & Guilds, ONC	0	0	0	0	0	0	0	0	0
BCGCE 'A' Level, STPU, SPS, STP	0	0	0	0	0	0	0	0	0
BCGCE 'O' Level, SPU, SPS	0	0	0	0	0	0	0	0	0
Below BCGCE 'O' Level	0	0	0	0	0	0	0	0	0
Others	0	0	0	0	0	0	0	0	0
<b>Trained and Untrained</b>	<b>29</b>	<b>10</b>	<b>19</b>	<b>32</b>	<b>9</b>	<b>23</b>	<b>61</b>	<b>19</b>	<b>42</b>
Trained Teachers	12	3	9	12	6	6	24	9	15
Untrained Teachers	17	7	10	20	3	17	37	10	27
<b>Terms of Service</b>	<b>29</b>	<b>10</b>	<b>19</b>	<b>32</b>	<b>9</b>	<b>23</b>	<b>61</b>	<b>19</b>	<b>42</b>
<b>Permanent:</b>									
Pension	0	0	0	0	0	0	0	0	0
TAP	22	7	15	0	0	0	22	7	15
Month to Month	0	0	0	0	0	0	0	0	0
Probation	0	0	0	0	0	0	0	0	0
Daily Paid	0	0	0	0	0	0	0	0	0
Contract	7	3	4	32	9	23	39	12	27
CFBT	0	0	0	0	0	0	0	0	0
<b>Age Group</b>	<b>29</b>	<b>10</b>	<b>19</b>	<b>32</b>	<b>9</b>	<b>23</b>	<b>61</b>	<b>19</b>	<b>42</b>
<20	0	0	0	0	0	0	0	0	0
20 - 24	0	0	0	1	0	1	1	0	1
25 - 29	11	3	8	12	2	10	23	5	18
30 - 34	13	4	9	8	3	5	21	7	14
35 - 39	2	1	1	7	3	4	9	4	5
40 - 44	0	0	0	2	0	2	2	0	2
45 - 49	1	0	1	2	1	1	3	1	2
50 - 54	2	2	0	0	0	0	2	2	0
55 - 59	0	0	0	0	0	0	0	0	0
60 and Above	0	0	0	0	0	0	0	0	0
<b>Service (Years)</b>	<b>29</b>	<b>10</b>	<b>19</b>	<b>32</b>	<b>9</b>	<b>23</b>	<b>61</b>	<b>19</b>	<b>42</b>
Below 1	4	2	2	0	0	0	4	2	2
1 - 2	5	3	2	2	1	1	7	4	3
3 - 5	16	4	12	22	5	17	38	9	29
6 - 10	3	1	2	7	2	5	10	3	7
11 - 15	1	0	1	1	1	0	2	1	1
16 - 20	0	0	0	0	0	0	0	0	0
21 - 25	0	0	0	0	0	0	0	0	0
26 and Above	0	0	0	0	0	0	0	0	0

**3.5.20 HIGHER EDUCATION LECTURERS ACCORDING TO CITIZENSHIP AND GENDER BY ACADEMIC QUALIFICATION, TERMS OF SERVICE, AGE GROUP, AND YEARS OF SERVICE, 2017**

Categories	Lecturers								
	Citizen			Non Citizen			Total		
	MF	M	F	MF	M	F	MF	M	F
<b>Academic Qualification</b>	<b>31</b>	<b>13</b>	<b>18</b>	<b>54</b>	<b>30</b>	<b>24</b>	<b>85</b>	<b>43</b>	<b>42</b>
Ph.D.	2	2	0	3	3	0	5	5	0
Master's Degree	16	6	10	31	17	14	47	23	24
Post Graduate Diploma	0	0	0	1	1	0	1	1	0
Bachelor's Degree	13	5	8	19	9	10	32	14	18
HND, AD, Level 5 Diploma or Equivalent	0	0	0	0	0	0	0	0	0
HNC	0	0	0	0	0	0	0	0	0
BDTVEC ND, Diploma, HNTec, BTEC	0	0	0	0	0	0	0	0	0
Level 3 Diploma or Equivalent	0	0	0	0	0	0	0	0	0
NTec, Skill Certificates or Equivalent	0	0	0	0	0	0	0	0	0
City & Guilds, ONC	0	0	0	0	0	0	0	0	0
BCGCE 'A' Level, STPU, SPS, STP	0	0	0	0	0	0	0	0	0
BCGCE 'O' Level, SPU, SPS	0	0	0	0	0	0	0	0	0
Below BCGCE 'O' Level	0	0	0	0	0	0	0	0	0
Others	0	0	0	0	0	0	0	0	0
<b>Trained and Untrained</b>	<b>31</b>	<b>13</b>	<b>18</b>	<b>54</b>	<b>30</b>	<b>24</b>	<b>85</b>	<b>43</b>	<b>42</b>
Trained Teachers	10	4	6	3	2	1	13	6	7
Untrained Teachers	21	9	12	51	28	23	72	37	35
<b>Terms of Service</b>	<b>31</b>	<b>13</b>	<b>18</b>	<b>54</b>	<b>30</b>	<b>24</b>	<b>85</b>	<b>43</b>	<b>42</b>
<b>Permanent:</b>									
Pension	0	0	0	0	0	0	0	0	0
TAP	5	0	5	0	0	0	5	0	5
Month to Month	4	2	2	1	1	0	5	3	2
Probation	0	0	0	0	0	0	0	0	0
Daily Paid	0	0	0	0	0	0	0	0	0
Contract	22	11	11	53	29	24	75	40	35
CFBT	0	0	0	0	0	0	0	0	0
<b>Age Group</b>	<b>13</b>	<b>6</b>	<b>7</b>	<b>47</b>	<b>28</b>	<b>19</b>	<b>60</b>	<b>34</b>	<b>26</b>
24 and below	0	0	0	0	0	0	0	0	0
25 - 29	0	0	0	0	0	0	0	0	0
30 -34	8	2	6	14	9	5	22	11	11
35 - 39	1	0	1	15	9	6	16	9	7
40 - 44	0	0	0	9	4	5	9	4	5
45 - 49	3	3	0	6	3	3	9	6	3
50 - 54	0	0	0	2	2	0	2	2	0
55 - 59	0	0	0	1	1	0	1	1	0
60 and Above	1	1	0	0	0	0	1	1	0
<b>Service (Years)</b>	<b>31</b>	<b>13</b>	<b>18</b>	<b>54</b>	<b>30</b>	<b>24</b>	<b>85</b>	<b>43</b>	<b>42</b>
Below 1	4	3	1	6	3	3	10	6	4
1 - 2	16	6	10	13	7	6	29	13	16
3 - 5	9	3	6	20	13	7	29	16	13
6 - 10	2	1	1	8	3	5	10	4	6
11 - 15	0	0	0	7	4	3	7	4	3
16 - 20	0	0	0	0	0	0	0	0	0
21 - 25	0	0	0	0	0	0	0	0	0
26 and Above	0	0	0	0	0	0	0	0	0

**3.5.21 VOCATIONAL TECHNICAL INSTRUCTORS ACCORDING TO CITIZENSHIP AND GENDER BY ACADEMIC QUALIFICATION, TERMS OF SERVICE, AGE GROUP, YEARS OF SERVICE, AND INSTITUTION, 2017**

**3.5.21.1 COSMOPOLITAN COLLEGE COMMERCE AND TECHNOLOGY SDN BHD (CCCT)**

Categories	Instructors								
	Citizen			Non Citizen			Total		
	MF	M	F	MF	M	F	MF	M	F
<b>Academic Qualification</b>	<b>4</b>	<b>1</b>	<b>3</b>	<b>9</b>	<b>6</b>	<b>3</b>	<b>13</b>	<b>7</b>	<b>6</b>
Ph.D.	0	0	0	0	0	0	0	0	0
Master's Degree	0	0	0	3	2	1	3	2	1
Post Graduate Diploma	0	0	0	0	0	0	0	0	0
Bachelor's Degree	4	1	3	6	4	2	10	5	5
HND, AD, Level 5 Diploma or Equivalent	0	0	0	0	0	0	0	0	0
HNC	0	0	0	0	0	0	0	0	0
BDTVEC ND, Diploma, HNTec, BTEC	0	0	0	0	0	0	0	0	0
Level 3 Diploma or Equivalent	0	0	0	0	0	0	0	0	0
NTec, Skill Certificates or Equivalent	0	0	0	0	0	0	0	0	0
City & Guilds, ONC	0	0	0	0	0	0	0	0	0
BCGCE 'A' Level, STPU, SPS, STP	0	0	0	0	0	0	0	0	0
BCGCE 'O' Level, SPU, SPS	0	0	0	0	0	0	0	0	0
Below BCGCE 'O' Level	0	0	0	0	0	0	0	0	0
Others	0	0	0	0	0	0	0	0	0
<b>Trained and Untrained</b>	<b>4</b>	<b>1</b>	<b>3</b>	<b>9</b>	<b>6</b>	<b>3</b>	<b>13</b>	<b>7</b>	<b>6</b>
Trained Teachers	4	1	3	9	6	3	13	7	6
Untrained Teachers	0	0	0	0	0	0	0	0	0
<b>Terms of Service</b>	<b>4</b>	<b>1</b>	<b>3</b>	<b>9</b>	<b>6</b>	<b>3</b>	<b>13</b>	<b>7</b>	<b>6</b>
<b>Permanent:</b>									
Pension	0	0	0	0	0	0	0	0	0
TAP	4	1	3	0	0	0	4	1	3
Month to Month	0	0	0	0	0	0	0	0	0
Probation	0	0	0	0	0	0	0	0	0
Daily Paid	0	0	0	0	0	0	0	0	0
Contract	0	0	0	9	6	3	9	6	3
CFBT	0	0	0	0	0	0	0	0	0
<b>Age Group</b>	<b>4</b>	<b>1</b>	<b>3</b>	<b>9</b>	<b>6</b>	<b>3</b>	<b>13</b>	<b>7</b>	<b>6</b>
Below 20	0	0	0	0	0	0	0	0	0
20 - 24	0	0	0	0	0	0	0	0	0
25 - 29	1	0	1	0	0	0	1	0	1
30 - 34	3	1	2	3	2	1	6	3	3
35 - 39	0	0	0	4	3	1	4	3	1
40 - 44	0	0	0	1	0	1	1	0	1
45 - 49	0	0	0	1	1	0	1	1	0
50 - 54	0	0	0	0	0	0	0	0	0
55 - 59	0	0	0	0	0	0	0	0	0
60 and Above	0	0	0	0	0	0	0	0	0
<b>Service (Years)</b>	<b>4</b>	<b>1</b>	<b>3</b>	<b>9</b>	<b>6</b>	<b>3</b>	<b>13</b>	<b>7</b>	<b>6</b>
Below 1	0	0	0	0	0	0	0	0	0
1 - 2	0	0	0	1	1	0	1	1	0
3 - 5	3	1	2	5	3	2	8	4	4
6 - 10	0	0	0	2	1	1	2	1	1
11 - 15	1	0	1	1	1	0	2	1	1
16 - 20	0	0	0	0	0	0	0	0	0
21 - 25	0	0	0	0	0	0	0	0	0
26 and Above	0	0	0	0	0	0	0	0	0

### 3.5.21 VOCATIONAL TECHNICAL INSTRUCTORS ACCORDING TO CITIZENSHIP AND GENDER BY ACADEMIC QUALIFICATION, TERMS OF SERVICE, AGE GROUP, YEARS OF SERVICE, AND INSTITUTION, 2017

#### 3.5.21.2 KEMUDA INSTITUTE

Categories	Instructors								
	Citizen			Non Citizen			Total		
	MF	M	F	MF	M	F	MF	M	F
<b>Academic Qualification</b>	<b>16</b>	<b>7</b>	<b>9</b>	<b>7</b>	<b>3</b>	<b>4</b>	<b>23</b>	<b>10</b>	<b>13</b>
Ph.D.	0	0	0	0	0	0	0	0	0
Master's Degree	3	1	2	2	0	2	5	1	4
Post Graduate Diploma	0	0	0	0	0	0	0	0	0
Bachelor's Degree	8	5	3	3	2	1	11	7	4
HND, AD, Level 5 Diploma or Equivalent	4	0	4	2	1	1	6	1	5
HNC	1	1	0	0	0	0	1	1	0
BDTVEC ND, Diploma, HNTec, BTEC	0	0	0	0	0	0	0	0	0
Level 3 Diploma or Equivalent	0	0	0	0	0	0	0	0	0
NTec, Skill Certificates or Equivalent	0	0	0	0	0	0	0	0	0
City & Guilds, ONC	0	0	0	0	0	0	0	0	0
BCGCE 'A' Level, STPU, SPS, STP	0	0	0	0	0	0	0	0	0
BCGCE 'O' Level, SPU, SPS	0	0	0	0	0	0	0	0	0
Below BCGCE 'O' Level	0	0	0	0	0	0	0	0	0
Others	0	0	0	0	0	0	0	0	0
<b>Trained and Untrained</b>	<b>16</b>	<b>7</b>	<b>9</b>	<b>7</b>	<b>3</b>	<b>4</b>	<b>23</b>	<b>10</b>	<b>13</b>
Trained Teachers	0	0	0	0	0	0	0	0	0
Untrained Teachers	16	7	9	7	3	4	23	10	13
<b>Terms of Service</b>	<b>16</b>	<b>7</b>	<b>9</b>	<b>7</b>	<b>3</b>	<b>4</b>	<b>23</b>	<b>10</b>	<b>13</b>
<b>Permanent:</b>									
Pension	0	0	0	0	0	0	0	0	0
TAP	13	6	7	0	0	0	13	6	7
Month to Month	0	0	0	0	0	0	0	0	0
Probation	0	0	0	0	0	0	0	0	0
Daily Paid	0	0	0	0	0	0	0	0	0
Contract	3	1	2	7	3	4	10	4	6
CFBT	0	0	0	0	0	0	0	0	0
<b>Age Group</b>	<b>16</b>	<b>7</b>	<b>9</b>	<b>7</b>	<b>3</b>	<b>4</b>	<b>23</b>	<b>10</b>	<b>13</b>
Below 20	0	0	0	0	0	0	0	0	0
20 - 24	0	0	0	0	0	0	0	0	0
25 - 29	7	3	4	2	2	0	9	5	4
30 - 34	8	3	5	4	1	3	12	4	8
35 - 39	0	0	0	0	0	0	0	0	0
40 - 44	0	0	0	1	0	1	1	0	1
45 - 49	0	0	0	0	0	0	0	0	0
50 - 54	1	1	0	0	0	0	1	1	0
55 - 59	0	0	0	0	0	0	0	0	0
60 and Above	0	0	0	0	0	0	0	0	0
<b>Service (Years)</b>	<b>16</b>	<b>7</b>	<b>9</b>	<b>7</b>	<b>3</b>	<b>4</b>	<b>23</b>	<b>10</b>	<b>13</b>
Below 1	4	2	2	0	0	0	4	2	2
1 - 2	4	3	1	0	0	0	4	3	1
3 - 5	7	1	6	5	2	3	12	3	9
6 - 10	1	1	0	2	1	1	3	2	1
11 - 15	0	0	0	0	0	0	0	0	0
16 - 20	0	0	0	0	0	0	0	0	0
21 - 25	0	0	0	0	0	0	0	0	0
26 and Above	0	0	0	0	0	0	0	0	0

**3.5.21 VOCATIONAL TECHNICAL INSTRUCTORS ACCORDING TO CITIZENSHIP AND GENDER BY ACADEMIC QUALIFICATION, TERMS OF SERVICE, AGE GROUP, YEARS OF SERVICE, AND INSTITUTION, 2017**

**3.5.21.3 MICRONET INTERNATIONAL COLLEGE (MIC)**

Categories	Instructors								
	Citizen			Non Citizen			Total		
	MF	M	F	MF	M	F	MF	M	F
<b>Academic Qualification</b>	<b>4</b>	<b>0</b>	<b>4</b>	<b>13</b>	<b>0</b>	<b>13</b>	<b>17</b>	<b>0</b>	<b>17</b>
Ph.D.	0	0	0	0	0	0	0	0	0
Master's Degree	3	0	3	0	0	0	3	0	3
Post Graduate Diploma	0	0	0	0	0	0	0	0	0
Bachelor's Degree	1	0	1	13	0	13	14	0	14
HND, AD, Level 5 Diploma or Equivalent	0	0	0	0	0	0	0	0	0
HNC	0	0	0	0	0	0	0	0	0
BDTVEC ND, Diploma, HNTec, BTEC	0	0	0	0	0	0	0	0	0
Level 3 Diploma or Equivalent	0	0	0	0	0	0	0	0	0
NTec, Skill Certificates or Equivalent	0	0	0	0	0	0	0	0	0
City & Guilds, ONC	0	0	0	0	0	0	0	0	0
BCGCE 'A' Level, STPU, SPS, STP	0	0	0	0	0	0	0	0	0
BCGCE 'O' Level, SPU, SPS	0	0	0	0	0	0	0	0	0
Below BCGCE 'O' Level	0	0	0	0	0	0	0	0	0
Others	0	0	0	0	0	0	0	0	0
<b>Trained and Untrained</b>	<b>4</b>	<b>0</b>	<b>4</b>	<b>13</b>	<b>0</b>	<b>13</b>	<b>17</b>	<b>0</b>	<b>17</b>
Trained Teachers	3	0	3	0	0	0	3	0	3
Untrained Teachers	1	0	1	13	0	13	14	0	14
<b>Terms of Service</b>	<b>4</b>	<b>0</b>	<b>4</b>	<b>13</b>	<b>0</b>	<b>13</b>	<b>17</b>	<b>0</b>	<b>17</b>
<b>Permanent:</b>									
Pension	0	0	0	0	0	0	0	0	0
TAP	4	0	4	0	0	0	4	0	4
Month to Month	0	0	0	0	0	0	0	0	0
Probation	0	0	0	0	0	0	0	0	0
Daily Paid	0	0	0	0	0	0	0	0	0
Contract	0	0	0	13	0	13	13	0	13
CFBT	0	0	0	0	0	0	0	0	0
<b>Age Group</b>	<b>4</b>	<b>0</b>	<b>4</b>	<b>13</b>	<b>0</b>	<b>13</b>	<b>17</b>	<b>0</b>	<b>17</b>
Below 20	0	0	0	0	0	0	0	0	0
20 - 24	0	0	0	1	0	1	1	0	1
25 - 29	2	0	2	9	0	9	11	0	11
30 - 34	2	0	2	1	0	1	3	0	3
35 - 39	0	0	0	2	0	2	2	0	2
40 - 44	0	0	0	0	0	0	0	0	0
45 - 49	0	0	0	0	0	0	0	0	0
50 - 54	0	0	0	0	0	0	0	0	0
55 - 59	0	0	0	0	0	0	0	0	0
60 and Above	0	0	0	0	0	0	0	0	0
<b>Service (Years)</b>	<b>4</b>	<b>0</b>	<b>4</b>	<b>13</b>	<b>0</b>	<b>13</b>	<b>17</b>	<b>0</b>	<b>17</b>
Below 1	0	0	0	0	0	0	0	0	0
1 - 2	0	0	0	1	0	1	1	0	1
3 - 5	3	0	3	11	0	11	14	0	14
6 - 10	1	0	1	1	0	1	2	0	2
11 - 15	0	0	0	0	0	0	0	0	0
16 - 20	0	0	0	0	0	0	0	0	0
21 - 25	0	0	0	0	0	0	0	0	0
26 and Above	0	0	0	0	0	0	0	0	0



**3.5.21 VOCATIONAL TECHNICAL INSTRUCTORS ACCORDING TO CITIZENSHIP AND GENDER BY ACADEMIC QUALIFICATION, TERMS OF SERVICE, AGE GROUP, YEARS OF SERVICE, AND INSTITUTION, 2017**

**3.5.21.4 BICPA-FTMS ACCOUNTANCY ACADEMY SDN BHD**

Categories	Instructors								
	Citizen			Non Citizen			Total		
	MF	M	F	MF	M	F	MF	M	F
<b>Academic Qualification</b>	<b>5</b>	<b>2</b>	<b>3</b>	<b>3</b>	<b>0</b>	<b>3</b>	<b>8</b>	<b>2</b>	<b>6</b>
Ph.D.	0	0	0	0	0	0	0	0	0
Master's Degree	3	0	3	2	0	2	5	0	5
Post Graduate Diploma	0	0	0	0	0	0	0	0	0
Bachelor's Degree	0	0	0	1	0	1	1	0	1
HND, AD, Level 5 Diploma or Equivalent	1	1	0	0	0	0	1	1	0
HNC	1	1	0	0	0	0	1	1	0
BDTVEC ND, Diploma, HNTec, BTEC	0	0	0	0	0	0	0	0	0
Level 3 Diploma or Equivalent	0	0	0	0	0	0	0	0	0
NTec, Skill Certificates or Equivalent	0	0	0	0	0	0	0	0	0
City & Guilds, ONC	0	0	0	0	0	0	0	0	0
BCGCE 'A' Level, STPU, SPS, STP	0	0	0	0	0	0	0	0	0
BCGCE 'O' Level, SPU, SPS	0	0	0	0	0	0	0	0	0
Below BCGCE 'O' Level	0	0	0	0	0	0	0	0	0
Others	0	0	0	0	0	0	0	0	0
<b>Trained and Untrained</b>	<b>5</b>	<b>2</b>	<b>3</b>	<b>3</b>	<b>0</b>	<b>3</b>	<b>8</b>	<b>2</b>	<b>6</b>
Trained Teachers	5	2	3	3	0	3	8	2	6
Untrained Teachers	0	0	0	0	0	0	0	0	0
<b>Terms of Service</b>	<b>5</b>	<b>2</b>	<b>3</b>	<b>3</b>	<b>0</b>	<b>3</b>	<b>8</b>	<b>2</b>	<b>6</b>
<b>Permanent:</b>									
Pension	0	0	0	0	0	0	0	0	0
TAP	1	0	1	0	0	0	1	0	1
Month to Month	0	0	0	0	0	0	0	0	0
Probation	0	0	0	0	0	0	0	0	0
Daily Paid	0	0	0	0	0	0	0	0	0
Contract	4	2	2	3	0	3	7	2	5
CFBT	0	0	0	0	0	0	0	0	0
<b>Age Group</b>	<b>5</b>	<b>2</b>	<b>3</b>	<b>3</b>	<b>0</b>	<b>3</b>	<b>8</b>	<b>2</b>	<b>6</b>
Below 20	0	0	0	0	0	0	0	0	0
20 - 24	0	0	0	0	0	0	0	0	0
25 - 29	1	0	1	1	0	1	2	0	2
30 - 34	0	0	0	0	0	0	0	0	0
35 - 39	2	1	1	1	0	1	3	1	2
40 - 44	0	0	0	0	0	0	0	0	0
45 - 49	1	0	1	1	0	1	2	0	2
50 - 54	1	1	0	0	0	0	1	1	0
55 - 59	0	0	0	0	0	0	0	0	0
60 and Above	0	0	0	0	0	0	0	0	0
<b>Service (Years)</b>	<b>5</b>	<b>2</b>	<b>3</b>	<b>3</b>	<b>0</b>	<b>3</b>	<b>8</b>	<b>2</b>	<b>6</b>
Below 1	0	0	0	0	0	0	0	0	0
1 - 2	1	0	1	0	0	0	1	0	1
3 - 5	3	2	1	1	0	1	4	2	2
6 - 10	1	0	1	2	0	2	3	0	3
11 - 15	0	0	0	0	0	0	0	0	0
16 - 20	0	0	0	0	0	0	0	0	0
21 - 25	0	0	0	0	0	0	0	0	0
26 and Above	0	0	0	0	0	0	0	0	0

**3.5.22 HIGHER EDUCATION LECTURERS ACCORDING TO CITIZENSHIP AND GENDER BY ACADEMIC QUALIFICATION, TERMS OF SERVICE, AGE GROUP, YEARS OF SERVICE, AND INSTITUTION, 2017**
**3.5.22.1 Kolej IGS (International Graduate Studies) - (KIGS)**

Categories	Lecturers								
	Citizen			Non Citizen			Total		
	MF	M	F	MF	M	F	MF	M	F
<b>Academic Qualification</b>	<b>22</b>	<b>11</b>	<b>11</b>	<b>28</b>	<b>14</b>	<b>14</b>	<b>50</b>	<b>25</b>	<b>25</b>
Ph.D.	1	1	0	0	0	0	1	1	0
Master's Degree	9	5	4	16	9	7	25	14	11
Post Graduate Diploma	0	0	0	0	0	0	0	0	0
Bachelor's Degree	12	5	7	12	5	7	24	10	14
HND, AD, Level 5 Diploma or Equivalent	0	0	0	0	0	0	0	0	0
HNC	0	0	0	0	0	0	0	0	0
BDTVEC ND, Diploma, HNTec, BTEC	0	0	0	0	0	0	0	0	0
Level 3 Diploma or Equivalent	0	0	0	0	0	0	0	0	0
NTec, Skill Certificates or Equivalent	0	0	0	0	0	0	0	0	0
City & Guilds, ONC	0	0	0	0	0	0	0	0	0
BCGCE 'A' Level, STPU, SPS, STP	0	0	0	0	0	0	0	0	0
BCGCE 'O' Level, SPU, SPS	0	0	0	0	0	0	0	0	0
Below BCGCE 'O' Level	0	0	0	0	0	0	0	0	0
Others	0	0	0	0	0	0	0	0	0
<b>Trained and Untrained</b>	<b>22</b>	<b>11</b>	<b>11</b>	<b>28</b>	<b>14</b>	<b>14</b>	<b>50</b>	<b>25</b>	<b>25</b>
Trained Teachers	8	4	4	2	1	1	10	5	5
Untrained Teachers	14	7	7	26	13	13	40	20	20
<b>Terms of Service</b>	<b>22</b>	<b>11</b>	<b>11</b>	<b>28</b>	<b>14</b>	<b>14</b>	<b>50</b>	<b>25</b>	<b>25</b>
<b>Permanent:</b>									
Pension	0	0	0	0	0	0	0	0	0
TAP	0	0	0	0	0	0	0	0	0
Month to Month	0	0	0	0	0	0	0	0	0
Probation	0	0	0	0	0	0	0	0	0
Daily Paid	0	0	0	0	0	0	0	0	0
Contract	22	11	11	28	14	14	50	25	25
CFBT	0	0	0	0	0	0	0	0	0
<b>Age Group</b>	<b>22</b>	<b>11</b>	<b>11</b>	<b>28</b>	<b>14</b>	<b>14</b>	<b>50</b>	<b>25</b>	<b>25</b>
Below 20	0	0	0	0	0	0	0	0	0
20 - 24	0	0	0	0	0	0	0	0	0
25 - 29	14	7	7	3	1	2	17	8	9
30 - 34	6	2	4	12	8	4	18	10	8
35 - 39	0	0	0	6	2	4	6	2	4
40 - 44	0	0	0	5	2	3	5	2	3
45 - 49	2	2	0	2	1	1	4	3	1
50 - 54	0	0	0	0	0	0	0	0	0
55 - 59	0	0	0	0	0	0	0	0	0
60 and Above	0	0	0	0	0	0	0	0	0
<b>Service (Years)</b>	<b>22</b>	<b>11</b>	<b>11</b>	<b>28</b>	<b>14</b>	<b>14</b>	<b>50</b>	<b>25</b>	<b>25</b>
Below 1	3	3	0	1	1	0	4	4	0
1 - 2	13	5	8	10	5	5	23	10	13
3 - 5	4	2	2	9	6	3	13	8	5
6 - 10	2	1	1	5	1	4	7	2	5
11 - 15	0	0	0	3	1	2	3	1	2
16 - 20	0	0	0	0	0	0	0	0	0
21 - 25	0	0	0	0	0	0	0	0	0
26 and Above	0	0	0	0	0	0	0	0	0

**3.5.22 HIGHER EDUCATION LECTURERS ACCORDING TO CITIZENSHIP AND GENDER BY ACADEMIC QUALIFICATION, TERMS OF SERVICE, AGE GROUP, YEARS OF SERVICE, AND INSTITUTION, 2017**
**3.5.22.2 LAKSAMANA COLLEGE OF BUSINESS (LCB)**

Categories	Lecturers / Instructors								
	Citizen			Non Citizen			Total		
	MF	M	F	MF	M	F	MF	M	F
<b>Academic Qualification</b>	<b>9</b>	<b>2</b>	<b>7</b>	<b>26</b>	<b>16</b>	<b>10</b>	<b>35</b>	<b>18</b>	<b>17</b>
Ph.D.	1	1	0	3	3	0	4	4	0
Master's Degree	7	1	6	15	8	7	22	9	13
Post Graduate Diploma	0	0	0	1	1	0	1	1	0
Bachelor's Degree	1	0	1	7	4	3	8	4	4
HND, AD, Level 5 Diploma or Equivalent	0	0	0	0	0	0	0	0	0
HNC	0	0	0	0	0	0	0	0	0
BDTVEC ND, Diploma, HNTec, BTEC	0	0	0	0	0	0	0	0	0
Level 3 Diploma or Equivalent	0	0	0	0	0	0	0	0	0
NTec, Skill Certificates or Equivalent	0	0	0	0	0	0	0	0	0
City & Guilds, ONC	0	0	0	0	0	0	0	0	0
BCGCE 'A' Level, STPU, SPS, STP	0	0	0	0	0	0	0	0	0
BCGCE 'O' Level, SPU, SPS	0	0	0	0	0	0	0	0	0
Below BCGCE 'O' Level	0	0	0	0	0	0	0	0	0
Others	0	0	0	0	0	0	0	0	0
<b>Trained and Untrained</b>	<b>9</b>	<b>2</b>	<b>7</b>	<b>26</b>	<b>16</b>	<b>10</b>	<b>35</b>	<b>18</b>	<b>17</b>
Trained Teachers	2	0	2	1	1	0	3	1	2
Untrained Teachers	7	2	5	25	15	10	32	17	15
<b>Terms of Service</b>	<b>9</b>	<b>2</b>	<b>7</b>	<b>26</b>	<b>16</b>	<b>10</b>	<b>35</b>	<b>18</b>	<b>17</b>
<b>Permanent:</b>									
Pension	0	0	0	0	0	0	0	0	0
TAP	5	0	5	0	0	0	5	0	5
Month to Month	4	2	2	1	1	0	5	3	2
Probation	0	0	0	0	0	0	0	0	0
Daily Paid	0	0	0	0	0	0	0	0	0
Contract	0	0	0	25	15	10	25	15	10
CFBT	0	0	0	0	0	0	0	0	0
<b>Age Group</b>	<b>9</b>	<b>2</b>	<b>7</b>	<b>26</b>	<b>16</b>	<b>10</b>	<b>35</b>	<b>18</b>	<b>17</b>
Below 20	0	0	0	0	0	0	0	0	0
20 - 24	0	0	0	0	0	0	0	0	0
25 - 29	4	0	4	4	1	3	8	1	7
30 - 34	2	0	2	2	1	1	4	1	3
35 - 39	1	0	1	9	7	2	10	7	3
40 - 44	0	0	0	4	2	2	4	2	2
45 - 49	1	1	0	4	2	2	5	3	2
50 - 54	0	0	0	2	2	0	2	2	0
55 - 59	0	0	0	1	1	0	1	1	0
60 and Above	1	1	0	0	0	0	1	1	0
<b>Service (Years)</b>	<b>9</b>	<b>2</b>	<b>7</b>	<b>26</b>	<b>16</b>	<b>10</b>	<b>35</b>	<b>18</b>	<b>17</b>
Below 1	1	0	1	5	2	3	6	2	4
1 - 2	3	1	2	3	2	1	6	3	3
3 - 5	5	1	4	11	7	4	16	8	8
6 - 10	0	0	0	3	2	1	3	2	1
11 - 15	0	0	0	4	3	1	4	3	1
16 - 20	0	0	0	0	0	0	0	0	0
21 - 25	0	0	0	0	0	0	0	0	0
26 and Above	0	0	0	0	0	0	0	0	0



# EDUCATION STATISTICAL SERIES 2017

Number of Teachers, Schools, Enrollment,  
Percentage of Students passed by Years & Levels





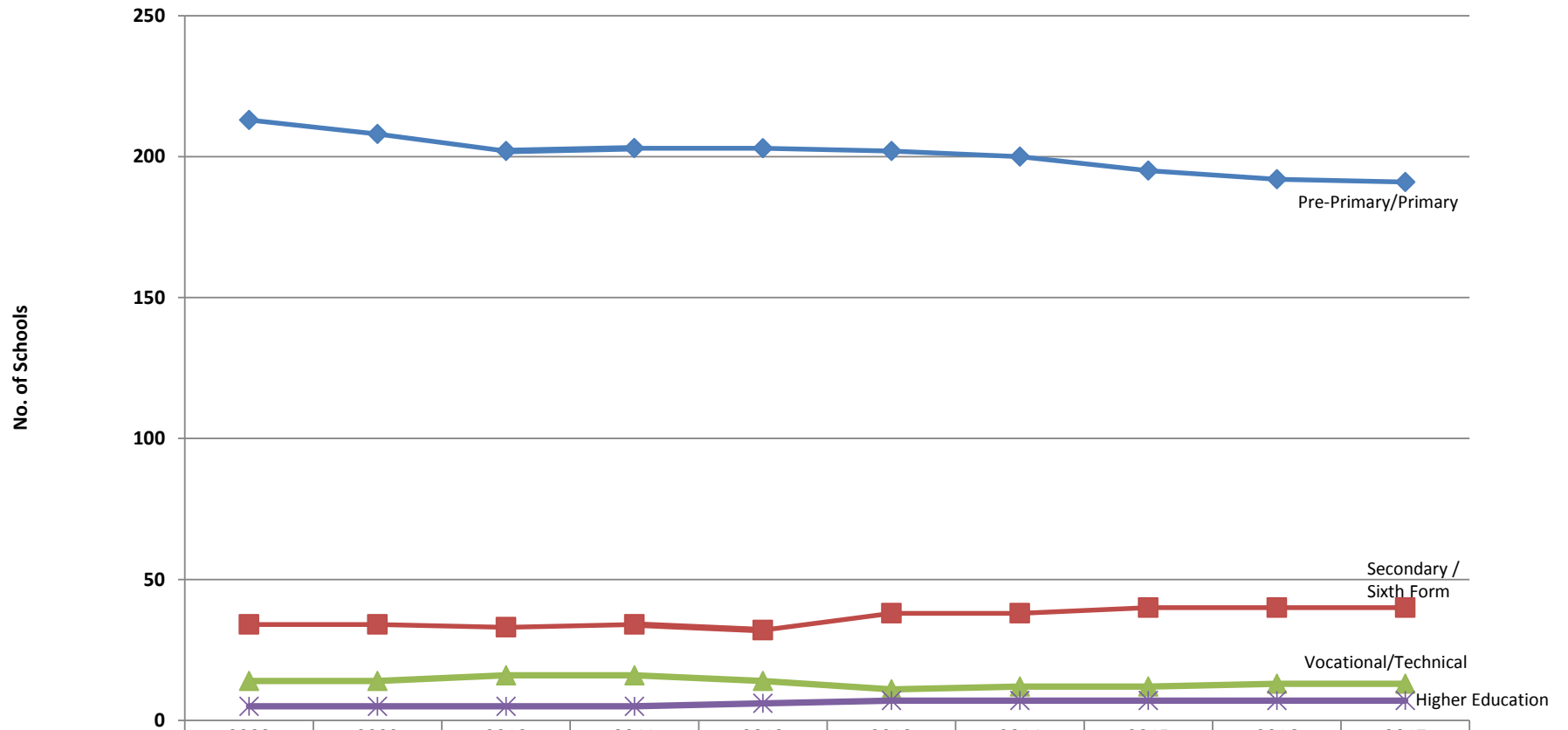
#### 4.1 NUMBER OF SCHOOLS ACCORDING TO EDUCATION LEVEL AND SECTOR BY YEAR

Year	Level																Grand Total
	Pre-Primary/Primary				Secondary/Sixth Form				Vocational/Technical				Higher Education				
	Govt (1)	Other (2)	Private (3)	Total	Govt (1)	Other (2)	Private (3)	Total	Govt (1)	Other (2)	Private (3)	Total	Govt (1)	Other (2)	Private (3)	Total	
2008	120	5	83	<b>213</b>	30	4	(4)	<b>34</b>	8	2	4	<b>14</b>	3	1	1	<b>5</b>	<b>266</b>
2009	119	2	81	<b>208</b>	29	4	(4)	<b>34</b>	10	3	3	<b>14</b>	3	1	1	<b>5</b>	<b>261</b>
2010	119	3	81	<b>202</b>	30	4	(4)	<b>33</b>	10	3	3	<b>16</b>	3	1	1	<b>5</b>	<b>256</b>
2011	119	5	79	<b>203</b>	30	2	(4)	<b>34</b>	10	2	2	<b>16</b>	3	1	2	<b>5</b>	<b>258</b>
2012	119	4	79	<b>203</b>	35	3	(4)	<b>32</b>	7	2	2	<b>14</b>	4	1	2	<b>6</b>	<b>255</b>
2013	120	5	74	<b>202</b>	35	3	(4)	<b>38</b>	7	2	3	<b>11</b>	4	1	2	<b>7</b>	<b>258</b>
2014	120	5	75	<b>200</b>	36	2	1	<b>38</b>	7	2	3	<b>12</b>	4	1	2	<b>7</b>	<b>257</b>
2015	118	5	72	<b>195</b>	36	3	1	<b>40</b>	7	2	3	<b>12</b>	4	1	2	<b>7</b>	<b>254</b>
2016	117	5	70	<b>192</b>	36	3	1	<b>40</b>	7	2	4	<b>13</b>	4	1	2	<b>7</b>	<b>252</b>
2017	116	5	70	<b>191</b>	36	3	1	<b>40</b>	7	2	4	<b>13</b>	4	1	2	<b>7</b>	<b>251</b>

**Note :**

- (1) Schools/Colleges/Institutions under the Ministry of Education. For the year 2005 - 2008, one (1) government school (Sekolah PDN PJ Sengkarai Tutong) offered both primary and secondary levels which are included in the total number of pre-school/primary schools.
- (2) Schools/Colleges/Institutions under the Ministry of Religious Affairs, Ministry of Culture Youth and Sports and Prime Minister's Office.
- (3) Schools/Colleges/Institutions under the Private Sector.
- (4) Some Private schools that offer both primary and secondary levels are included in the total number of pre-school/primary schools.

**Figure 4.1 NUMBER OF SCHOOLS ACCORDING TO EDUCATION LEVEL AND SECTOR BY YEAR  
2008-2017**



	2008	2009	2010	2011	2012	2013	2014	2015	2016	2017
Pre-Primary/Primary	213	208	202	203	203	202	200	195	192	191
Secondary/Sixth Form	34	34	33	34	32	38	38	40	40	40
Vocational/Technical	14	14	16	16	14	11	12	12	13	13
Higher Education	5	5	5	5	6	7	7	7	7	7



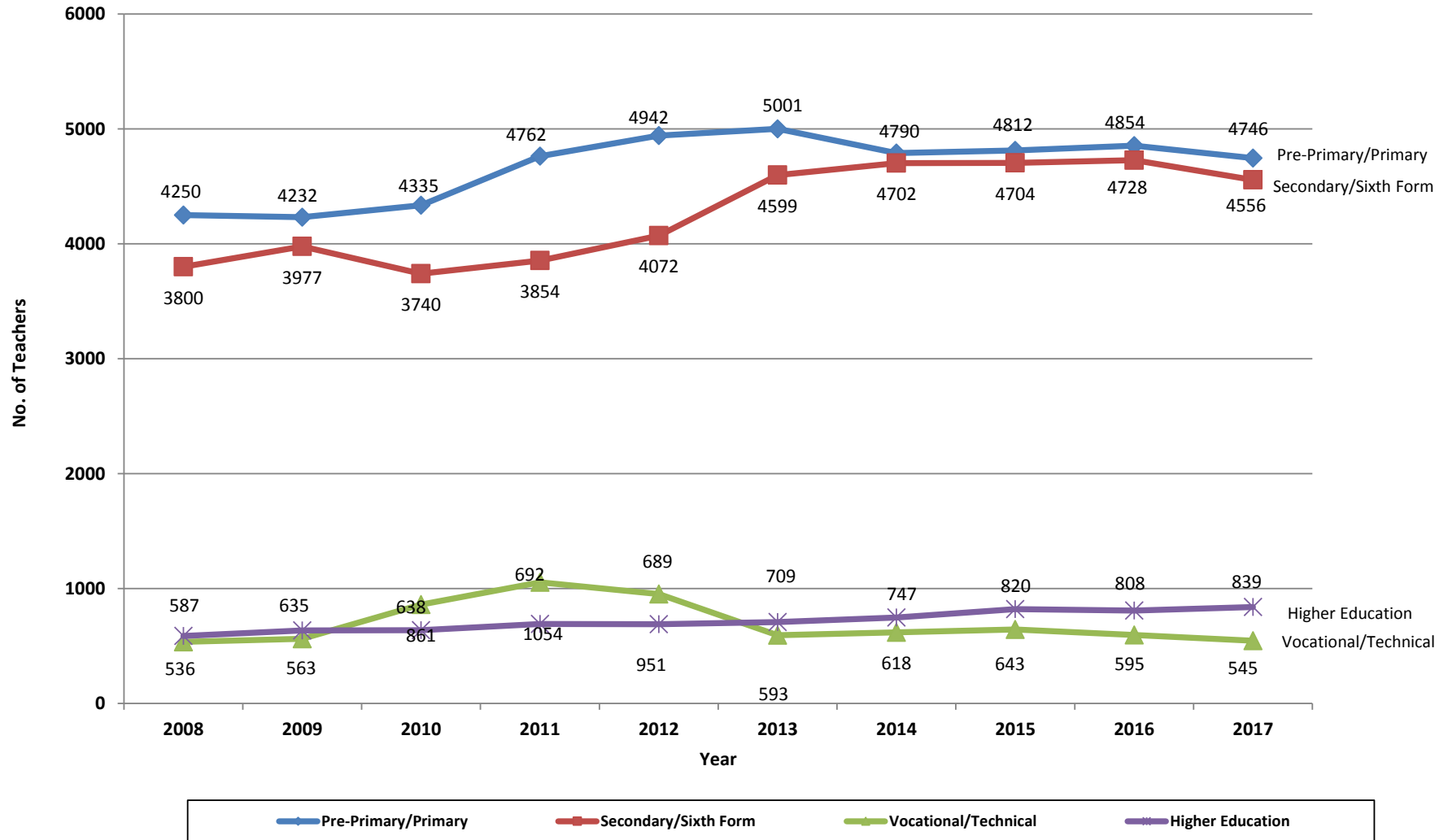
## 4.2 NUMBER OF TEACHERS / INSTRUCTORS ACCORDING TO LEVEL OF EDUCATION AND SECTOR BY YEAR

Year	Level																Grand Total
	Pre-Primary/Primary				Secondary/Sixth Form				Vocational/Technical				Higher Education				
	Govt (1)	Other (2)	Private (3)	Total	Govt (1)	Other (2)	Private (3)	Total	Govt (1)	Other (2)	Private (3)	Total	Govt (1)	Other (2)	Private (3)	Total	
2008	2678	66	1488	<b>4250</b>	3202	297	478	<b>3800</b>	499	31	33	<b>536</b>	587	37	11	<b>587</b>	<b>9238</b>
2009	2704	100	1531	<b>4232</b>	3018	231	491	<b>3977</b>	742	91	28	<b>563</b>	583	45	10	<b>635</b>	<b>9173</b>
2010	2922	404	1436	<b>4335</b>	3142	222	490	<b>3740</b>	924	91	39	<b>861</b>	636	47	9	<b>638</b>	<b>9407</b>
2011	3115	110	1717	<b>4762</b>	3389	257	426	<b>3854</b>	825	102	24	<b>1054</b>	608	45	36	<b>692</b>	<b>9574</b>
2012	3113	142	1746	<b>4942</b>	3743	393	463	<b>4072</b>	464	71	58	<b>951</b>	621	36	52	<b>689</b>	<b>10362</b>
2013	3090	126	1617	<b>5001</b>	3709	392	585	<b>4599</b>	503	36	79	<b>593</b>	599	44	24	<b>709</b>	<b>10654</b>
2014	3021	143	1626	<b>4790</b>	3867	309	526	<b>4702</b>	527	39	91	<b>618</b>	618	48	81	<b>747</b>	<b>10902</b>
2015	2940	167	1705	<b>4812</b>	3835	352	517	<b>4704</b>	506	45	92	<b>643</b>	685	50	85	<b>820</b>	<b>10979</b>
2016	2867	183	1804	<b>4854</b>	3817	363	548	<b>4728</b>	472	44	79	<b>595</b>	686	38	84	<b>808</b>	<b>10985</b>
2017	2832	168	1746	<b>4746</b>	3614	380	562	<b>4556</b>	447	37	61	<b>545</b>	706	48	85	<b>839</b>	<b>10686</b>

**Note :**

- (1) Schools/Colleges/Institutions under the Ministry of Education.
- (2) Schools/Colleges/Institutions under the Ministry of Religious Affairs, Ministry of Culture Youth and Sports and Prime Minister's Office
- (3) Schools/Colleges/Institutions under the Private Sector.

**Figure 4.2 NUMBER OF TEACHERS / INSTRUCTORS ACCORDING TO LEVEL OF EDUCATION AND SECTOR BY YEAR  
2008 - 2017**



### 4.3 ENROLMENT ACCORDING TO EDUCATION LEVEL AND SECTOR BY YEAR

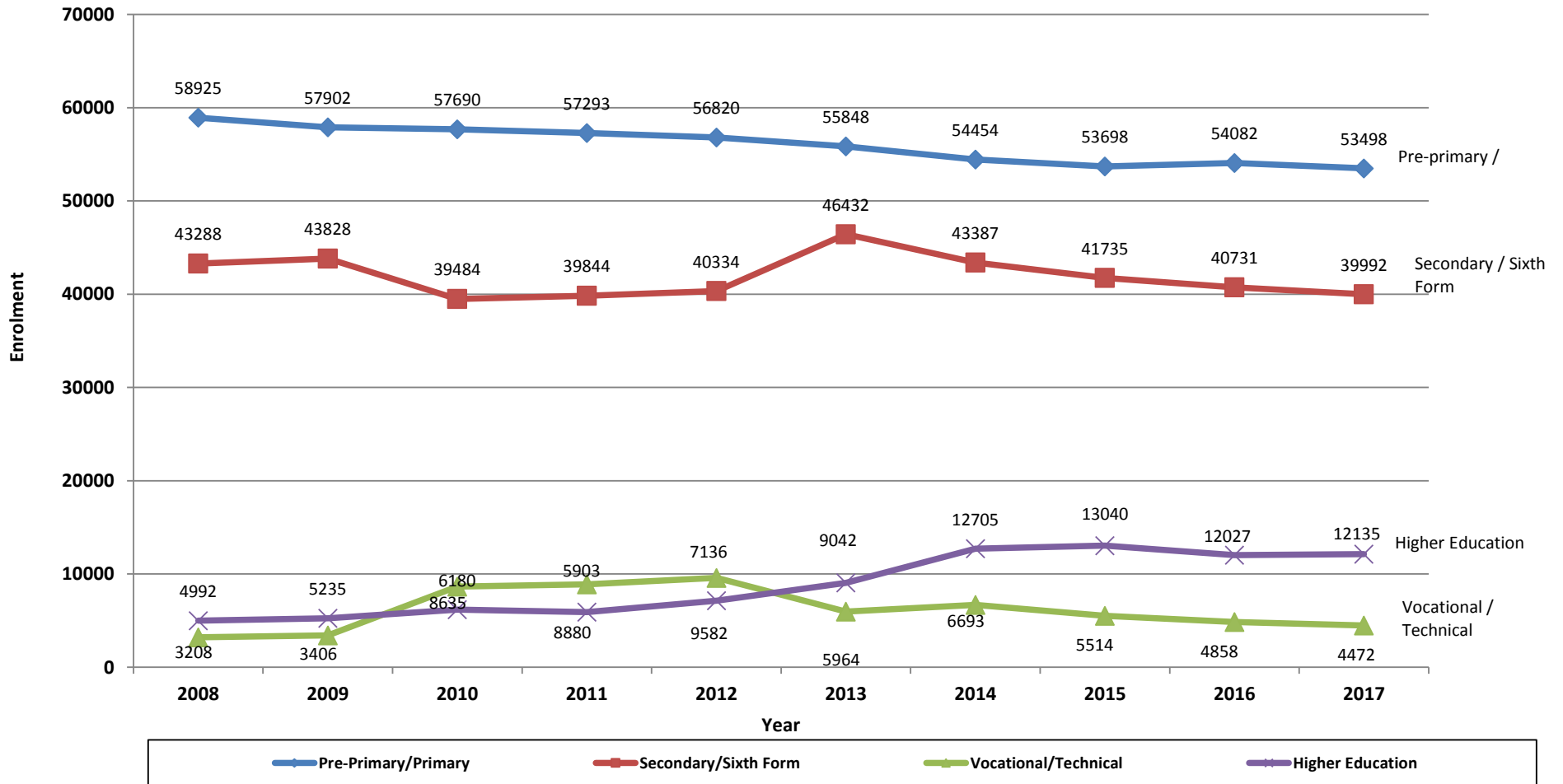
Year	Education Level																Grand Total
	Pre-Primary/Primary				Secondary/Sixth Form				Vocational/Technical				Higher Education				
	Govt (1)	Other (2)	Private (3)	Total	Govt (1)	Other (2)	Private (3)	Total	Govt (1)	Other (2)	Private (3)	Total	Govt (1)	Other (2)	Private (3)	Total	
2008	31524	582	25796	<b>58925</b>	36717	1390	5721	<b>43288</b>	2711	382	313	<b>3208</b>	4747	437	51	<b>4992</b>	<b>109782</b>
2009	31234	747	25709	<b>57902</b>	32813	1172	5499	<b>43828</b>	7064	693	878	<b>3406</b>	5677	451	52	<b>5235</b>	<b>110413</b>
2010	30842	932	25519	<b>57690</b>	33088	1220	5536	<b>39484</b>	7142	685	1053	<b>8635</b>	5291	530	82	<b>6180</b>	<b>110371</b>
2011	30187	990	25643	<b>57293</b>	33167	1470	5697	<b>39844</b>	7819	670	1093	<b>8880</b>	5812	566	758	<b>5903</b>	<b>111989</b>
2012	29055	1049	25744	<b>56820</b>	38395	1933	6104	<b>40334</b>	3967	344	1653	<b>9582</b>	6940	648	1454	<b>7136</b>	<b>111920</b>
2013	27878	1088	26158	<b>55848</b>	36481	2275	6121	<b>46432</b>	4609	291	1793	<b>5964</b>	7738	732	327	<b>9042</b>	<b>113872</b>
2014	26778	1236	26440	<b>54454</b>	34630	2472	6285	<b>43387</b>	3409	258	1955	<b>6693</b>	9472	820	2413	<b>12705</b>	<b>117286</b>
2015	26002	1521	26175	<b>53698</b>	32939	2726	6070	<b>41735</b>	3779	262	1473	<b>5514</b>	9417	774	2849	<b>13040</b>	<b>113987</b>
2016	25317	1852	26913	<b>54082</b>	31513	3212	6006	<b>40731</b>	3452	255	1151	<b>4858</b>	9396	815	1816	<b>12027</b>	<b>111698</b>
2017	24869	1847	26782	<b>53498</b>	30321	3599	6072	<b>39992</b>	3449	217	806	<b>4472</b>	9602	749	1784	<b>12135</b>	<b>110097</b>

**Note :**

- (1) Schools/Colleges/Institutions under the Ministry of Education.
- (2) Schools/Colleges/Institutions under the Ministry of Religious Affairs, Ministry of Culture Youth and Sports and Prime Minister's Office
- (3) Schools/Colleges/Institutions under the Private Sector.

**Figure 4.3 ENROLMENT ACCORDING TO EDUCATION LEVEL AND SECTOR BY YEAR  
2008 - 2017**

218



#### 4.4 PERCENTAGE OF PUPILS PASSED IN PRIMARY SCHOOL ASSESSMENT (PSR) EXAMINATION

PSR		Year									
		2008	2009	2010	2011	2012	2013	2014	2015	2016	2017
All	Total Sat	6729	6553	6776	7388	6924	6743	6349	6453	6541	6413
	% Passed	88.81	85.41	88.52	85.30	78.48	85.20	84.49	86.41	85.72	85.72

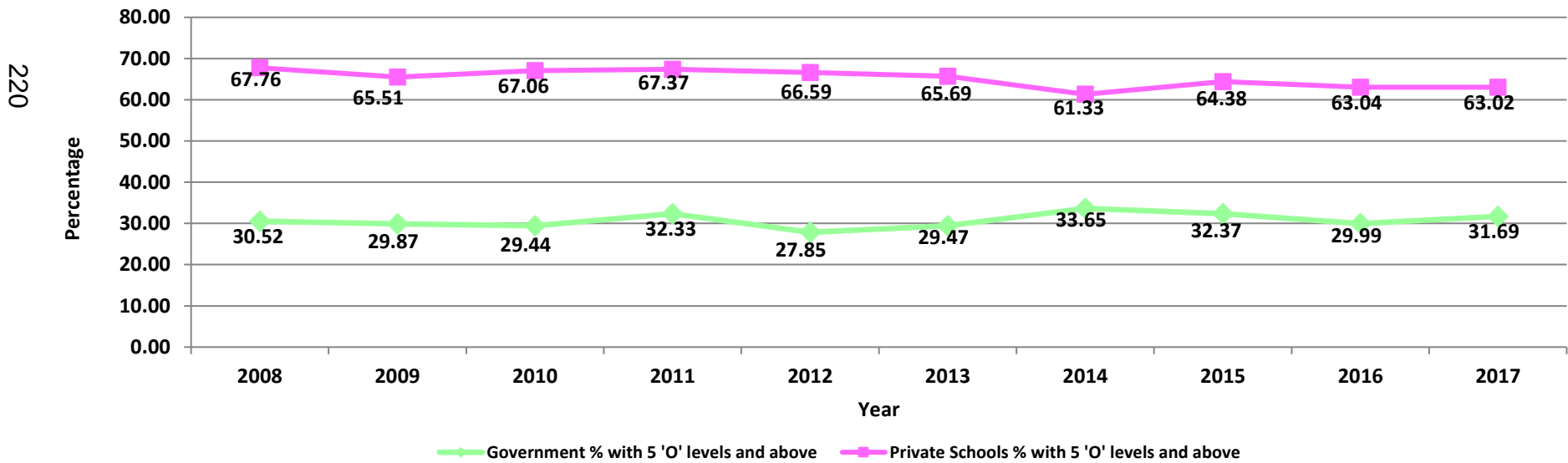
**Figure 4.4 Percentage of Pupils Passed in Primary School Assessment (PSR) Examination 2008-2017**



## 4.5 PERCENTAGE OF STUDENTS WITH 5 'O' AND ABOVE IN O LEVEL EXAMINATION BY SECTOR

'O' LEVEL		Year									
		2008	2009	2010	2011	2012	2013	2014	2015	2016	2017
Government	Total Sat % with 5'O' and above	5956 30.52	6284 29.87	6620 29.44	7934 32.33	7731 27.85	6234 29.47	5724 33.65	5774 32.37	5905 29.99	5649 31.69
Private Schools	Total Sat % with 5'O' and above	673 67.76	748 65.51	756 67.06	938 67.37	883 66.59	787 65.69	812 61.33	845 64.38	836 63.04	841 63.02
All	Total Sat % with 5'O' and above	6629 34.30	7032 33.66	7376 33.29	8872 36.03	8614 31.82	7021 33.53	6536 37.09	6619 36.46	6741 34.09	6490 35.75

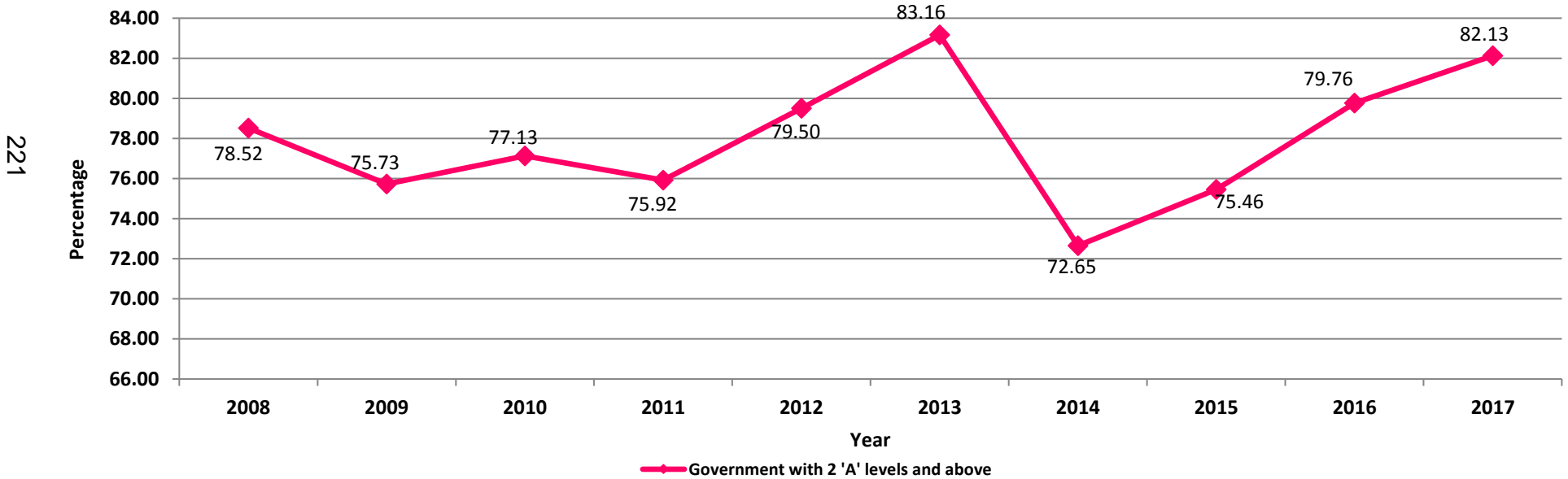
**Figure 4.5 Percentage of Students with 5 'O' and Above in BCGCE 'O' Level Examination by Sector  
2008-2017**



## 4.6 PERCENTAGE OF STUDENTS PASSED WITH 2 'A' AND ABOVE IN BCGCE 'A' LEVEL EXAMINATION

'A' LEVEL		Year									
		2008	2009	2010	2011	2012	2013	2014	2015	2016	2017
Government	Total Sat % with 2'A' and above	1946 78.52	2225 75.73	2226 77.13	2313 75.92	2395 79.50	2963 83.16	2797 72.65	2421 75.46	2036 79.76	1903 82.13



**Figure 4.6 Percentage of Students with 2 'A' and Above passes in BCGCE 'A' Examination 2008-2017**







# LIST OF SCHOOLS 2017





**MINISTRY OF EDUCATION**

Cluster	District	Level	School's / Institute's Name
CLUSTER 1	BRUNEI MUARA	Pre-Primary & Primary	Sekolah Rendah Datu Ratna Haji Muhammad Jaafar, Kiarong Sekolah Rendah Beribi Telanai Sekolah Rendah Kampong Mata-Mata Gadong Sekolah Rendah Katok 'A' Sekolah Rendah Pintu Malim Sekolah Rendah Pengiran Pekerma Setia Diraja Sahibul Bandar Sekolah Rendah Puser Ulak Sekolah Rendah Tungku
		Secondary	Maktab Sultan Omar Ali Saifuddien Sekolah Menengah Katok Sekolah Menengah Menglait Sekolah Tinggi Perempuan Raja Isteri
		Sixth Form	Maktab Duli Pengiran Muda Al-Muhtadee Billah
	TEMBURONG	Pre-Primary & Primary	Sekolah Rendah Amo Sekolah Rendah Labu Estate Sekolah Rendah Negalang Sekolah Rendah Puni Sekolah Rendah Rataie Sekolah Rendah Selangan Sekolah Rendah Selapon Sekolah Rendah Semabat Sekolah Rendah Sultan Hashim Sekolah Rendah Sultan Hassan
		Secondary	Sekolah Menengah Sultan Hassan
	CLUSTER 2	BRUNEI MUARA	Pre-Primary & Primary
Secondary			Sekolah Menengah Awang Semaun Sekolah Menengah Masin Sekolah Menengah Sayyidina Hasan Sekolah Menengah Sayyidina Husain Sekolah Menengah Sultan Muhammad Jamalul Alam
Sixth Form			Pusat Tingkatan Enam Sengkurong

**MINISTRY OF EDUCATION**

Cluster	District	Level	School's / Institute's Name
<b>CLUSTER 3</b>	<b>BRUNEI MUARA</b>	Pre-Primary & Primary	Sekolah Rendah Amar Pahlawan Sekolah Rendah Anggerek Desa Sekolah Rendah Berakas Garison Sekolah Rendah Dato Basir Sekolah Rendah Dato Marsal Sekolah Rendah Dato Othman Sekolah Rendah Datu Maha Wangsa Lambak Sekolah Rendah Lambak Kanan Jalan 49 Sekolah Rendah Pehin Dato Jamil Sekolah Rendah Pantai Berakas, ABDB Sekolah Rendah Perpindahan Lambak Kanan Jalan 10 Sekolah Rendah Pulaie Sekolah Rendah Delima Satu Sekolah Rendah Junjongan Sekolah Rendah Kasat Sekolah Rendah Lumapas Sekolah Rendah Nakhoda Abdul Rashid Menunggol Sekolah Rendah Putat
		Secondary	Sekolah Menengah Berakas Sekolah Menengah Lambak Kiri Sekolah Menengah Pengiran Anak Puteri Hajah Masna Sekolah Menengah Sayyidina Abu Bakar Sekolah Menengah Sayyidina Umar Al-Khattab
		Secondary & Sixth Form	Maktab Sains Paduka Seri Begawan Sultan
<b>CLUSTER 4</b>	<b>BRUNEI MUARA</b>	Pre-Primary & Primary	Sekolah Rendah Tentera Laut Diraja Brunei, Muara Sekolah Rendah Batu Marang Sekolah Rendah Dato Mohd Yassin Sekolah Rendah Haji Mohd Salleh Sungai Hanching Sekolah Rendah Kapok Sekolah Rendah Mentiri Sekolah Rendah Orang Kaya Besar Imas Subok Sekolah Rendah Serasa Sekolah Rendah Sultan Umar Ali Saifuddin Muara Sekolah Rendah Sultan Abdul Bubin Sungai Besar Sekolah Rendah Tanjong Kindana Sekolah Rendah Tanah Jambu Sekolah Rendah Rimba I Sekolah Rendah Rimba II
		Secondary	Sekolah Menengah Pehin Datu Seri Maharaja Mentiri Sekolah Menengah Pengiran Isteri Hajah Mariam Sekolah Menengah Rimba Sekolah Menengah Rimba II Sekolah Menengah Sultan Sharif Ali Sekolah Sukan
		Sixth Form	Pusat Tingkatan Enam Meragang
	<b>TUTONG</b>	Pre-Primary & Primary	Sekolah Rendah Bakiau Sekolah Rendah Batang Mitus Sekolah Rendah Birau Sekolah Rendah Kiudang Sekolah Rendah Orang Kaya Ali Wanika Setia Diraja Kupang
		Secondary	Sekolah Menengah Raja Isteri Pengiran Anak Saleha

**MINISTRY OF EDUCATION**

Cluster	District	Level	School's / Institute's Name
CLUSTER 5	TUTONG	Pre-Primary & Primary	Sekolah Rendah Binturan Sekolah Rendah Bukit Panggal Sekolah Rendah Kampong Menengah Sekolah Rendah Keriam Sekolah Rendah Lamunin Sekolah Rendah Muda Hashim Sekolah Rendah Penanjong Sekolah Rendah Pengiran Dipa Negara Pengiran Jaya Sengkarai Sekolah Rendah Pengiran Muda Mahkota Sekolah Rendah Sinaut Sekolah Rendah Tutong Kem Sekolah Rendah Abdul Rashid Tanjong Maya Sekolah Rendah Benutan Sekolah Rendah Bukit Udal Sekolah Rendah Danau Sekolah Rendah Dato Pemacha Saging Ukong Sekolah Rendah Kampong Bukit Sekolah Rendah Lubok Pulau Sekolah Rendah Panchong Sekolah Rendah Penapar Sekolah Rendah Perpindahan Kampung Bukit Beruang II Sekolah Rendah Pengiran Kesuma Negara Bukit Beruang Sekolah Rendah Rambai Sekolah Rendah Tumpuan Telisai
		Secondary	Sekolah Menengah Muda Hashim Sekolah Menengah Sayyidina Othman Sekolah Menengah Sufri Bolkiah Sekolah Menengah Tanjong Maya
		Sixth Form	Pusat Tingkatan Enam Tutong
CLUSTER 6	BELAIT	Pre-Primary & Primary	Sekolah Rendah Ahmad Tajuddin Sekolah Rendah Dato Maharaja Setia Dian Sukang Sekolah Rendah Kuala Belait Sekolah Rendah Labi Sekolah Rendah Lumut Sekolah Rendah Melilas Sekolah Rendah Merangking Sekolah Rendah Muhammad Alam Sekolah Rendah Orang Kaya Pemancha Berandai Bukit Sawat Sekolah Rendah Panaga Sekolah Rendah Paduka Seri Begawan Sultan Omar Ali Saifuddin Sekolah Rendah Pengiran Setia Jaya Pg Hj Abd Momin Sekolah Rendah Pengiran Setia Negara Pg Hj Mohd Yusof Sekolah Rendah Sungai Liang Sekolah Rendah Sungai Tali, Lumut II Sekolah Rendah Sungai Teraban
		Secondary	Maktab Anthony Abell Sekolah Menengah Pengiran Anak Puteri Hajah Rashidah Sa'adatul Bolkiah Sekolah Menengah Perdana Wazir Sekolah Menengah PJN Pg Haji Abu Bakar
		Secondary & Sixth Form	Sekolah Menengah Sayyidina Ali

**MINISTRY OF EDUCATION**

<b>Cluster</b>	<b>District</b>	<b>Level</b>	<b>School's / Institute's Name</b>
	<b>BRUNEI MUARA</b>	Vocational / Technical Education	IBTE Kampus Sultan Saiful Rijal IBTE Kampus Bisnes IBTE Kampus Nakhoda Ragam IBTE Kampus Agro-Teknologi IBTE Kampus Mekanikal
		Higher Education	Universiti Brunei Darussalam Universiti Teknologi Brunei Universiti Islam Sultan Sharif Ali Politeknik Brunei
	<b>BELAIT</b>	Vocational / Technical Education	IBTE Kampus Jefri Bolkiah IBTE Kampus Sultan Bolkiah

**PRIVATE SCHOOLS & INSTITUTIONS**

District	Level	School's / Institute's Name
<b>BRUNEI MUARA</b>	Pre-Primary	Joyful Kids Montessori School Nusa Laila Puteri (Tanjung Bunut) Sekolah Little Caliphs Sekolah Jigsaw Playschool Sekolah Rising Star Child Development Sekolah Taman Asuhan Pertiwi Sekolah Taman Didikan Anak-Anak Polis Di Raja Brunei Seri Mulia Sarjana School Pra, Kg.Santul Wonder Kidz School
	Pre-Primary & Primary	Fairview School Nusa Laila Puteri (Beribi) Nusa Laila Puteri (Kiulap) Nusa Laila Puteri (Sungai Buloh) Sekolah Al-Falaah (Cawangan Mulaut) Sekolah Al-Falaah Sg Akar Sekolah Bakti Dewa (Cawangan Berakas) Sekolah Bakti Dewa (Cawangan Jerudong) Sekolah Bright Jigsaw International Sekolah Cahaya Bina Insan Kilanas Sekolah Cemerlang Abejess Sekolah DES Sekolah Freda Radin Sekolah Kesuma Mekar Sekolah Rendah Iqra Sekolah Rendah Jigsaw Berakas Sekolah Rendah Learning Tree Sekolah Riverside (Cawangan Masin) Sekolah Riverside (Cawangan Sungai Matan) Sekolah Sinaran Mas Sekolah Sinaran Pelangi Sekolah Stella's Nursery Sekolah Sunshine Sekolah Alif Sdn Bhd Sekolah Tadika Datin Hj Malai Rogayah Sekolah Tadika and Rendah P.G.G.M.B (Sg Akar) Sekolah Tangga Gemilang Sekolah Tinkerbelle Learning Sekolah Tunas Jaya PGGMB (Cawangan Lambak) Sekolah Tunas Jaya PGGMB (Cawangan Madang) Seri Mulia Sarjana International School

**PRIVATE SCHOOLS & INSTITUTIONS**

District	Level	School's / Institute's Name
BRUNEI MUARA	Pre-Primary, Primary & Secondary	Sekolah Menengah Chung Hwa Sekolah St Andrew's Sekolah St George's Sekolah Taska, Rendah & Menengah Yayasan Sultan Haji Hassanal Bolkiah
	Pre-Primary, Primary, Secondary & Sixth Form	International School Brunei
	Pre-Primary, Primary, Secondary & Sixth Form	Sekolah Jerudong International
	Primary only	Seri Mulia Sarjana School Rendah, Jangsak
	Primary & Secondary	Nusa Laila Puteri Jangsak
	Secondary only	Seri Mulia Sarjana Secondary School, Kg Mata
	Technical / Vocational Institution	BICPA-FTMS Accountancy Academy Cosmopolitan College of Commerce & Technology Kemuda Institute Micronet International College
	Higher Education	International Graduate Studies College (IGS) Laksamana College of Business
TUTONG	Pre-Primary	Sekolah Bakti Dewa, Panchur Dulit
	Pre-Primary & Primary	Sekolah Chung Hwa Kiudang Sekolah Chung Hwa Tutong Sekolah Nurul Falah Sekolah Nusa Jaya Kg Keriam Sekolah Pertama Tutong
BELAIT	Pre-Primary	Sekolah Tadika Alif Sekolah Kindycare Sekolah Tadika ABC
	Pre-Primary & Primary	International School of Brunei (ISB) Cawangan Belait Sekolah Chung Hwa Labi Sekolah Chung Lian Sekolah Tunas Jaya PGGMB
	Pre-Primary, Primary & Secondary	Sekolah Menengah Chung Ching Sekolah Menengah Chung Hwa Sekolah Panaga International Sekolah St. Angela's Sekolah St. James's Sekolah St. John's Sekolah St. Margaret's
TEMBURONG	Pre-Primary & Primary	Sekolah Pai Yuek Sekolah Suria Jaya Kindergarten



**MINISTRY OF RELIGIOUS AFFAIRS**

District	Level	School's / Institute's Name
<b>BRUNEI MUARA</b>	Primary only	Sekolah Persediaan Arab BSB
	Primary & Secondary	Sekolah Arab Sungai Akar
	Secondary only	Sekolah Ugama Arab Menengah Raja Isteri Pengiran Anak Damit
	Secondary & Sixth Form	Institut Tahfiz Al-Quran Sultan Haji Hassanah Bolkiah
	Sixth Form only	Sekolah Menengah Arab Laki-laki Hassanah Bolkiah
	Higher Education	Kolej Universiti Perguruan Ugama Seri Begawan
<b>TUTONG</b>	Primary & Secondary	Sekolah Mahad Islam Brunei
<b>BELAIT</b>	Primary & Secondary	Sekolah Arab Lelaki Belait
<b>TEMBURONG</b>	Primary & Secondary	Sekolah Arab Temburong

**MINISTRY OF CULTURE YOUTH AND SPORTS**

District	Level	School's / Institute's Name
<b>BRUNEI MUARA</b>	Vocational / Technical Education	Pusat Pembangunan Belia


**PRIME MINISTER'S OFFICE**

District	Level	School's / Institute's Name
<b>BRUNEI MUARA</b>	Vocational / Technical Education	Pusat Latihan Kesenian dan Pertukangan Tangan

**LIST OF COMBINED SCHOOLS IN 2017**

<b>District</b>	<b>Level</b>	<b>Previous School Name</b>	<b>Current School Name</b>
<b>BRUNEI MUARA</b>	Pre-Primary & Primary	Sekolah Datu Ahmad	Sekolah Rendah Sungai Kebun (Baru)
<b>BRUNEI MUARA</b>	Pre-Primary & Primary	Sekolah Rendah Sungai Kebun	





**Jabatan Perancangan, Perkembangan & Penyelidikan,  
Tingkat 2 & 3, Blok C, Bangunan Kementerian Pendidikan  
Jalan Lapangan Terbang Lama, Berakas BB3510**